品名 ：**66BD-WIFI-V1.0**

History List

版本 REV.	修訂者 EDITOR	修訂頁次 PAGE	修訂內容 ITEMS OF CHANGE	申請日期 DATE	生效日期 VALID DATE	ECN 编号 ECN NO
V 1.0	李进柱	ALL	发行正式	2024/12/13	2024/12/13	N/A

66BD- WIFI-V1.0 Specification

1. Explanation of part number :

66BD	_	WIFI	_	V1.0
(1)		(2)		(3)

(1) Model Name：66BD

(2) Frequency : 2400-2500MHz，5150-5850MHz

(3) Suffix :V1.0

2. Electrical Specification :

2-1. Frequency Band:

Frequency Band	MHz
2.4G WIFI，5G WIFI	2400-2500MHz，5150-5850MHz

2-2. Impedance

50 ohm nominal

THIS DRAWINGS AND SPECIFICATIONS ARE THE PROPERTY OF SHANGHAI DEMAN ELECTRONICS TECHNOLOGY CO., LTD.AND SHALL NOT BE REPRODUCED OR USED AS THE BASIS FOR THE MANUFACTURE OR SALE OF APPARATUS OR DEVICES WITHOUT PERMISSION

2-3. S11 ,Efficiency ,Matching and Active Data：

2-3.1 S11:

Frequency Band	2400	5150	5850
2-3-1. Typical Value:	≦-14	≦-13.5	≦-10.5
2-3-2Measuring Method	1. A 50Ω coaxial cable is connected to the fpcb antenna. Then this cable is connected to a network analyzer to measure the S11 2. Keeping this jig away from metal at least 20 cm.		
2-3-3Picture	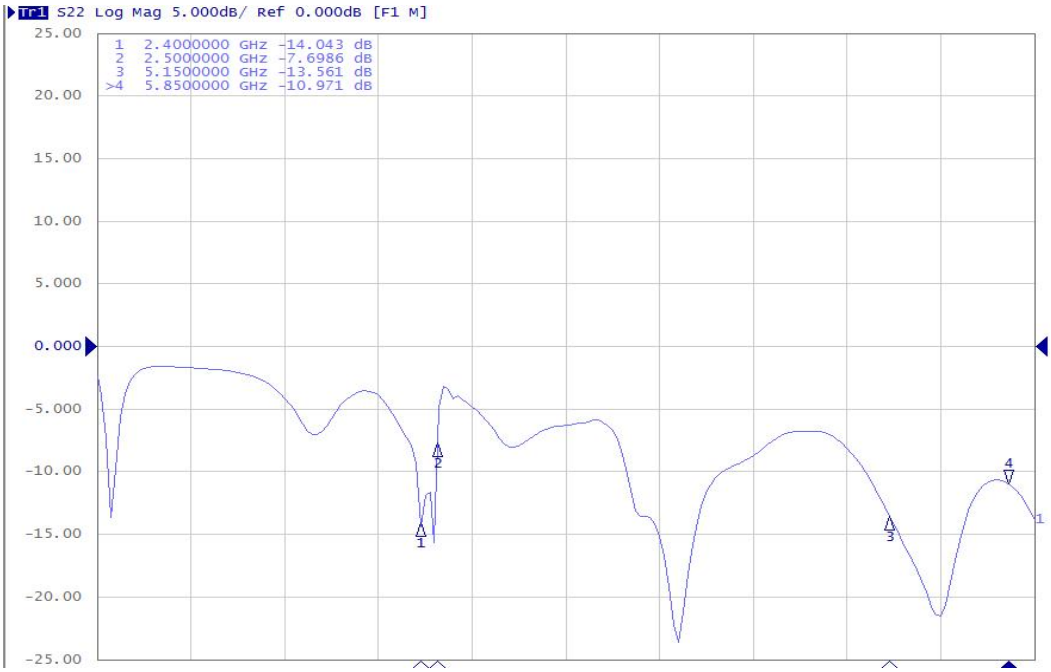		

2-4. *Measure and Chamber*

2-4-1 Measure method

1. Using a low loss coaxial cable to link a standard handset jig
2. Fixed this handset jig on chamber's rotator plane
3. Linking jig into network analyzer port and using a probing horn antenna to collect data.
4. Using another standard gain horn antenna to calibrated those data

2-4-2 Chamber definition

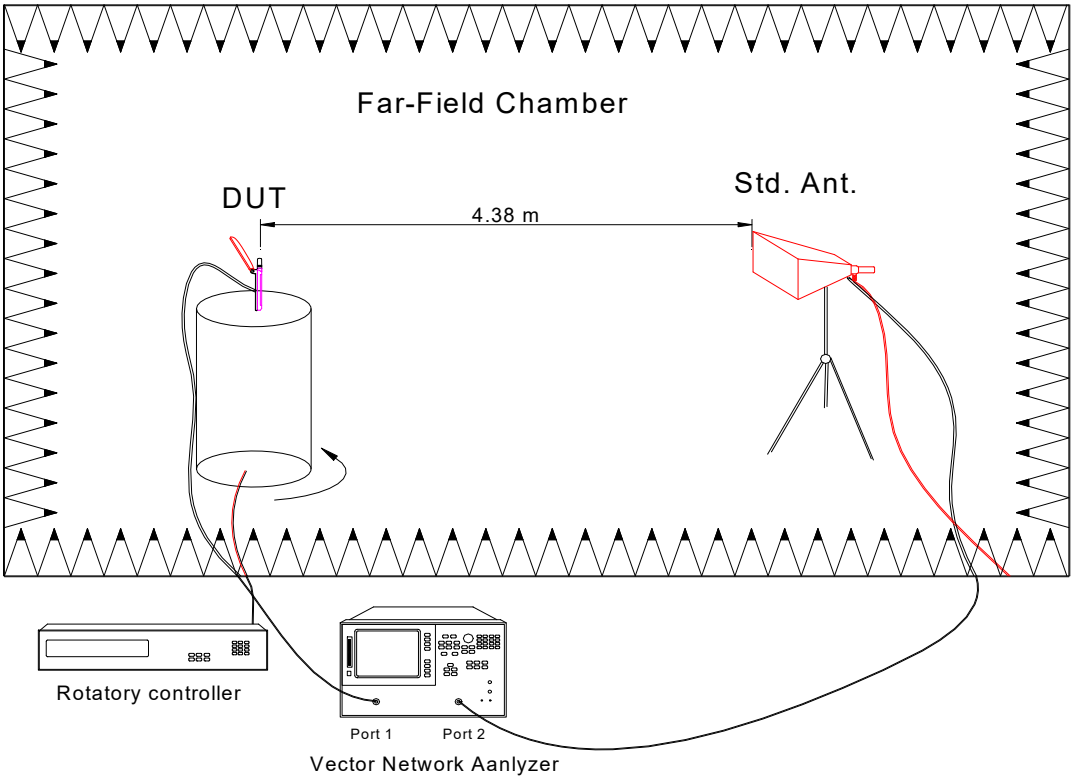

1. An anechoic chamber (8mx4mx3.5m) which satisfied far-field condition was applied to avoid multi-path effect
2. The quite room region is 40cmx40cmx40cm at the center of rotator
3. The distance between DUT and standard antenna is 4.38 m
4. Probing antenna (9120D horn antenna) and standard gain horn antenna (BBHA9120 LPF 600MHz ~6GHz)

THIS DRAWINGS AND SPECIFICATIONS ARE THE PROPERTY OF SHANGHAI DEMAN ELECTRONICS TECHNOLOGY CO., LTD.AND SHALL NOT BE REPRODUCED OR USED AS THE BASIS FOR THE MANUFACTURE OR SALE OF APPARATUS OR DEVICES WITHOUT PERMISSION

2-4-3 Antenna Efficiency

2.4G WIFI				5G WIFI			
Frequency (MHz)	Gain (dBi)	Efficiency (dB)	Efficiency (%)	Frequency (MHz)	Gain (dBi)	Efficiency (dB)	Efficiency (%)
2400	-2.74	-7.99	15.89	5140	-1.70	-7.65	17.18
2410	-2.55	-7.83	16.48	5160	-1.68	-7.56	17.54
2420	-2.40	-7.69	17.02	5180	-1.92	-7.77	16.71
2430	-2.72	-7.98	15.92	5200	-2.38	-8.21	15.10
2440	-3.37	-8.66	13.61	5220	-2.14	-7.92	16.14
2450	-4.46	-9.67	10.79	5240	-2.12	-7.83	16.48
2460	-4.83	-10	10.00	5260	-1.74	-7.32	18.54
2470	-4.38	-9.46	11.32	5280	-1.61	-7.18	19.14
2480	-4.40	-9.39	11.51	5300	-1.44	-7.04	19.77
2490	-4.96	-9.87	10.30	5320	-0.97	-6.62	21.78
2500	-7.30	-12.11	6.15	5340	-0.83	-6.5	22.39
				5360	-0.94	-6.69	21.43
				5380	-0.93	-6.73	21.23
				5400	-1.58	-7.36	18.37
				5420	-1.93	-7.65	17.18
				5440	-1.68	-7.4	18.20
				5460	-2.27	-7.9	16.22
				5480	-1.92	-7.48	17.86
				5500	-2.45	-7.98	15.92
				5520	-2.54	-8.06	15.63
				5540	-2.36	-7.88	16.29
				5560	-3.02	-8.44	14.32
				5580	-3.24	-8.67	13.58
				5600	-3.71	-9.12	12.25
				5620	-4.18	-9.56	11.07
				5640	-3.83	-9.17	12.11
				5660	-4.18	-9.48	11.27
				5680	-3.86	-9.13	12.22
				5700	-4.45	-9.6	10.96
				5720	-5.46	-10.55	8.81
				5740	-5.32	-10.42	9.08
				5760	-6.04	-11.06	7.83
				5780	-6.66	-11.72	6.73
				5800	-6.68	-11.74	6.70
				5820	-6.79	-11.95	6.38
				5840	-5.79	-10.96	8.02
				5860	-5.97	-11.12	7.73

THIS DRAWINGS AND SPECIFICATIONS ARE THE PROPERTY OF SHANGHAI DEMAN ELECTRONICS TECHNOLOGY CO., LTD.AND SHALL NOT BE REPRODUCED OR USED AS THE BASIS FOR THE MANUFACTURE OR SALE OF APPARATUS OR DEVICES WITHOUT PERMISSION

3. 3D Radiation Pattern

2.4G WIFI [2450MHz]

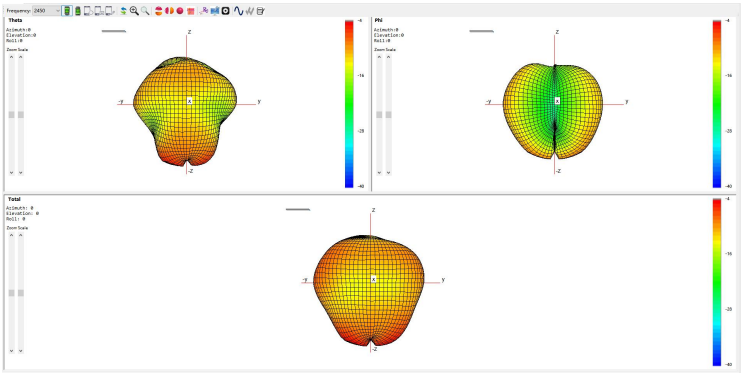

5G WIFI [5500MHz]

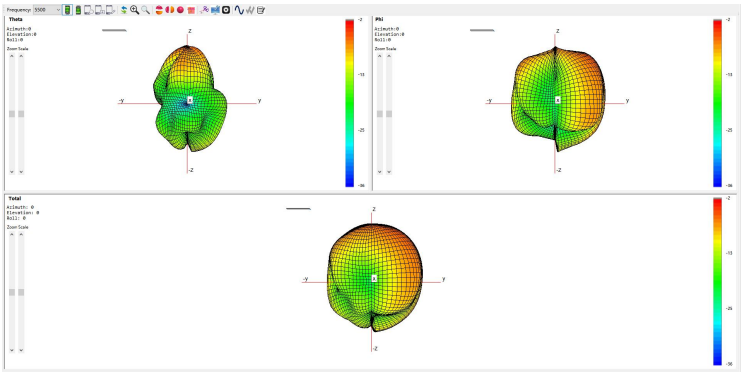

4. Antenna Dimensions:

UNLESS OTHER SPECIFIED TOLERANCES ON： X＝±2 X.X＝±0.1 X.XX＝±0.05 ANGLES＝± HOLEDIA＝±		Deman 上海德门电子科技有限公司 Shanghai Deman Electronics Technology co., LTD
SCALE：	UNIT：mm	THIS DRAWINGS AND SPECIFICATIONS ARE THE PROPERTY OF SHANGHAI DEMAN ELECTRONICS TECHNOLOGY CO., LTD.AND SHALL NOT BE REPRODUCED OR USED AS THE BASIS FOR THE MANUFACTURE OR SALE OF APPARATUS OR DEVICES WITHOUT PERMISSION
DRAWN BY：	CHECKED BY：	
DESIGNED BY： 李进柱	APPROVED BY：	
TITLE：66BD-WIFI-V1.0Specification	DOCUMENT NO.	PAGE REV. A0

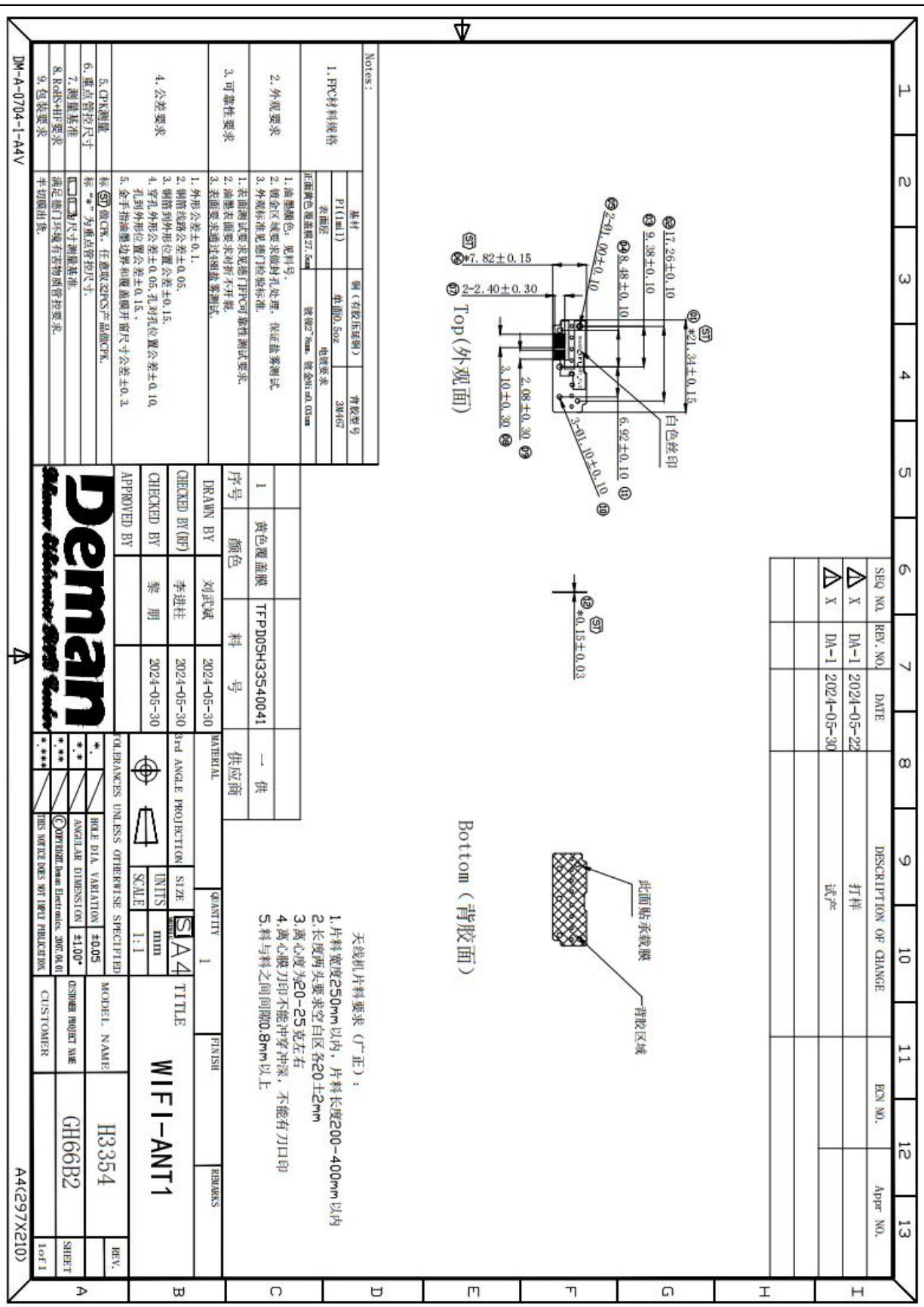

UNLESS OTHER SPECIFIED TOLERANCES ON:	
X=±2 X.X=±0.1 X.XX=±0.05	
ANGLES=± HOLEDIA=±	
SCALE:	UNIT: mm
DRAWN BY:	CHECKED BY:
DESIGNED BY: 李进柱	APPROVED BY:
TITLE: 66BD-WIFI-V1.0Specification	

Deman 上海德门电子科技有限公司
Shanghai Deman Electronics Technology co., LTD

THIS DRAWINGS AND SPECIFICATIONS ARE THE PROPERTY OF SHANGHAI DEMAN ELECTRONICS TECHNOLOGY CO., LTD.AND SHALL NOT BE REPRODUCED OR USED AS THE BASIS FOR THE MANUFACTURE OR SALE OF APPARATUS OR DEVICES WITHOUT PERMISSION

DOCUMENT NO.		PAGE REV.
		A0