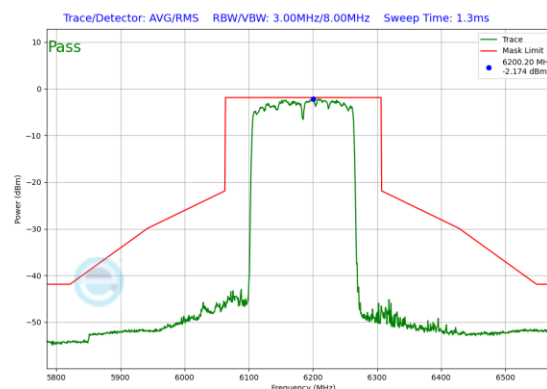


Plot 7-903. In-Band Emission Plot SDM Diversity Antenna WF2a (160MHz 802.11ax RU996x2 (UNII Band 5) – Ch. 47)

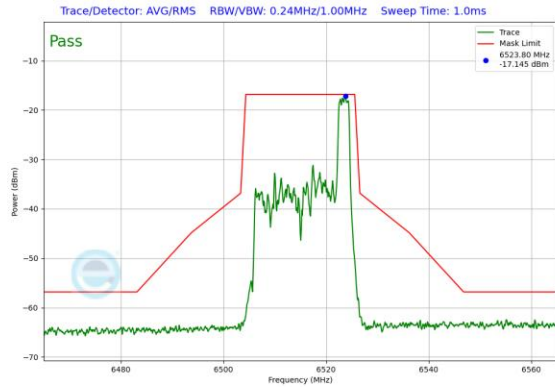


Plot 7-904. In-Band Emission Plot SDM Diversity Antenna WF7b (160MHz 802.11ax RU996x2 (UNII Band 5) – Ch. 47)

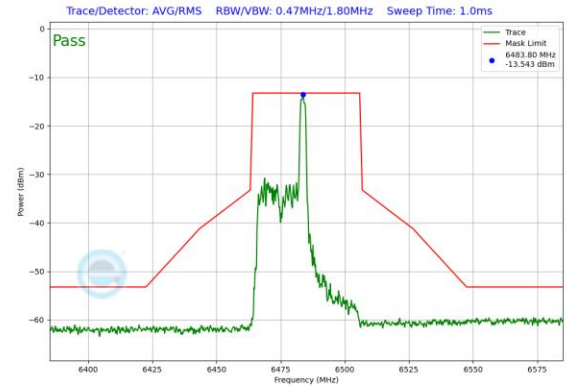
FCC ID: BCGA3268 IC: 579C-A3268			MEASUREMENT REPORT (CERTIFICATION)	Approved by: Technical Manager
Test Report S/N: 1C2410210074-13-R1.BCG	Test Dates: 10/25/2024 - 1/6/2025	EUT Type: Tablet Device		Page 374 of 548

V 10.6 10/27/2023

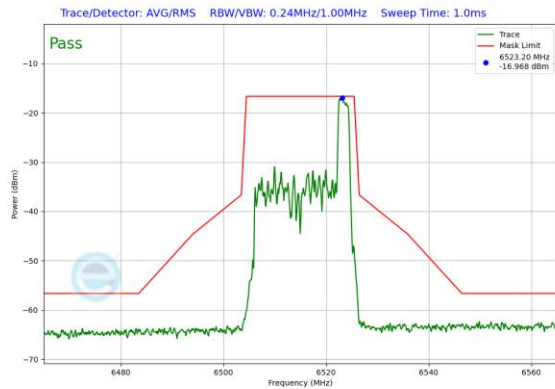
Unless otherwise specified, no part of this report may be reproduced or utilized in any part, form or by any means, electronic or mechanical, including photocopying and microfilm, without permission in writing from Element Materials Technology. If you have any questions about this or have an enquiry about obtaining additional rights to this report or assembly of contents thereof, please contact ct.info@element.com.



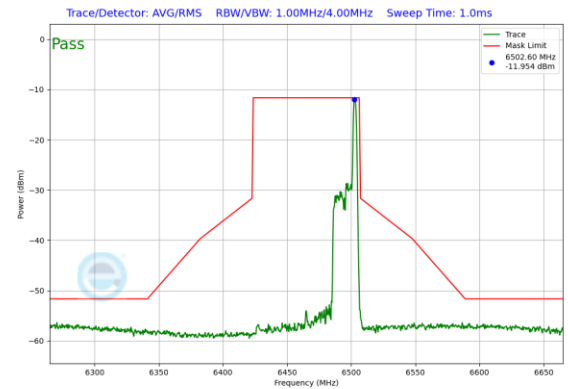
**Plot 7-905. In-Band Emission Plot SDM Diversity Antenna WF2a (20MHz)
802.11ax RU26 (UNII Band 6) – Ch. 113)**



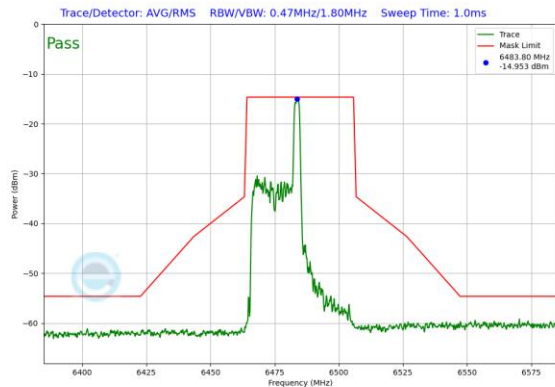
**Plot 7-908. In-Band Emission Plot SDM Diversity Antenna WF7b (40MHz)
802.11ax RU26 (UNII Band 6) – Ch. 107)**



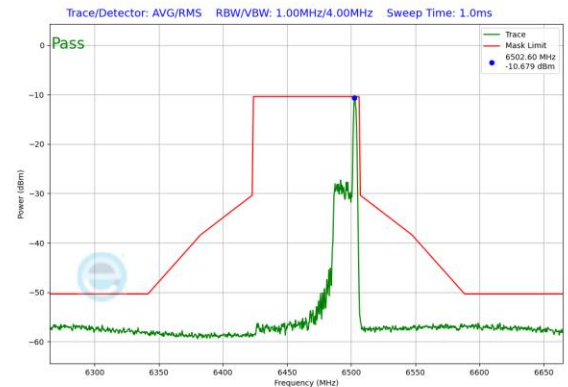
**Plot 7-906. In-Band Emission Plot SDM Diversity Antenna WF7b (20MHz)
802.11ax RU26 (UNII Band 6) – Ch. 113)**



**Plot 7-909. In-Band Emission Plot SDM Diversity Antenna WF2a (80MHz)
802.11ax RU26 (UNII Band 6) – Ch. 103)**

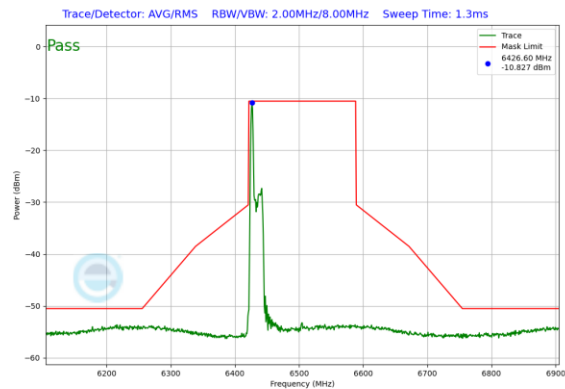


**Plot 7-907. In-Band Emission Plot SDM Diversity Antenna WF2a (40MHz)
802.11ax RU26 (UNII Band 6) – Ch. 107)**

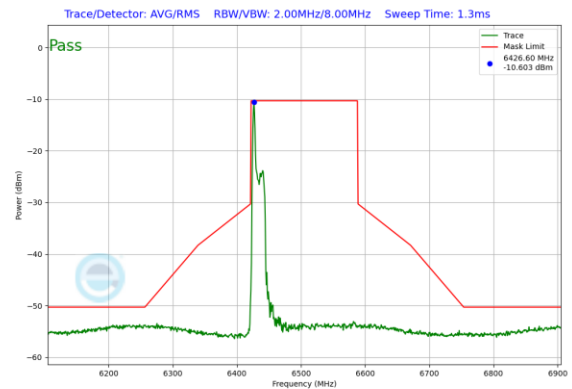


**Plot 7-910. In-Band Emission Plot SDM Diversity Antenna WF7b (80MHz)
802.11ax RU26 (UNII Band 6) – Ch. 103)**

FCC ID: BCGA3268 IC: 579C-A3268			MEASUREMENT REPORT (CERTIFICATION)	Approved by: Technical Manager
Test Report S/N: 1C2410210074-13-R1.BCG	Test Dates: 10/25/2024 - 1/6/2025	EUT Type: Tablet Device		Page 375 of 548



Plot 7-911. In-Band Emission Plot SDM Diversity Antenna WF2a (160MHz 802.11ax RU26 (UNII Band 6) – Ch. 111)

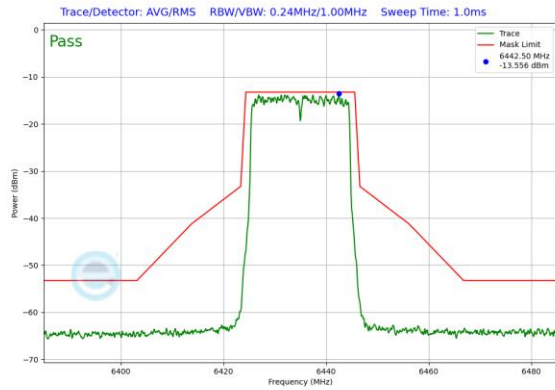


Plot 7-912. In-Band Emission Plot SDM Diversity Antenna WF7b (160MHz 802.11ax RU26 (UNII Band 6) – Ch. 111)

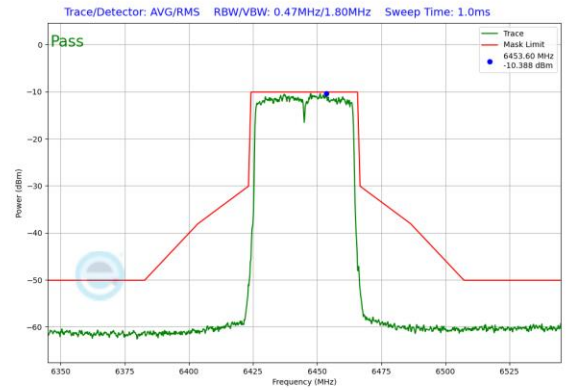
FCC ID: BCGA3268 IC: 579C-A3268	 MEASUREMENT REPORT (CERTIFICATION)		Approved by: Technical Manager
Test Report S/N: 1C2410210074-13-R1.BCG	Test Dates: 10/25/2024 - 1/6/2025	EUT Type: Tablet Device	Page 376 of 548

V 10.6 10/27/2023

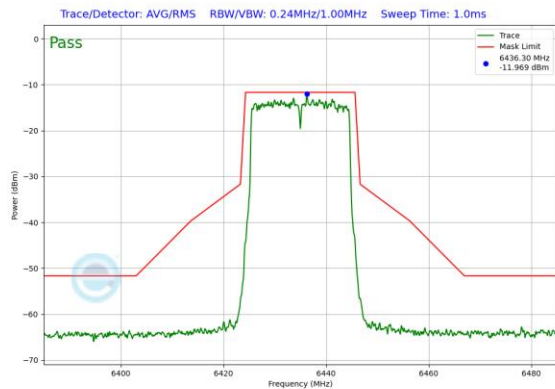
Unless otherwise specified, no part of this report may be reproduced or utilized in any part, form or by any means, electronic or mechanical, including photocopying and microfilm, without permission in writing from Element Materials Technology. If you have any questions about this or have an enquiry about obtaining additional rights to this report or assembly of contents thereof, please contact ct.info@element.com.



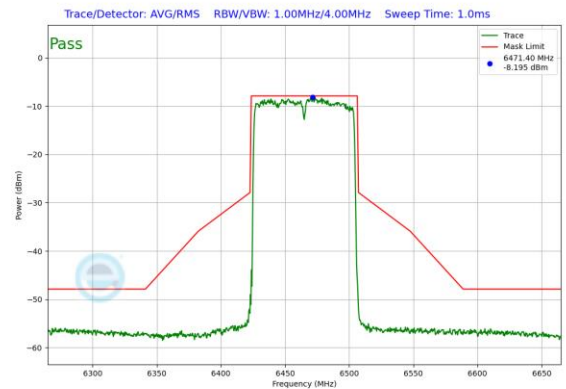
Plot 7-913. In-Band Emission Plot SDM Diversity Antenna WF2a (20MHz 802.11ax RU242 (UNII Band 6) – Ch. 97)



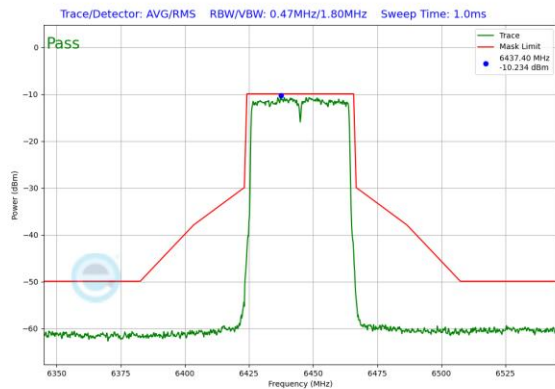
Plot 7-916. In-Band Emission Plot SDM Diversity Antenna WF7b (40MHz 802.11ax RU484 (UNII Band 6) – Ch. 99)



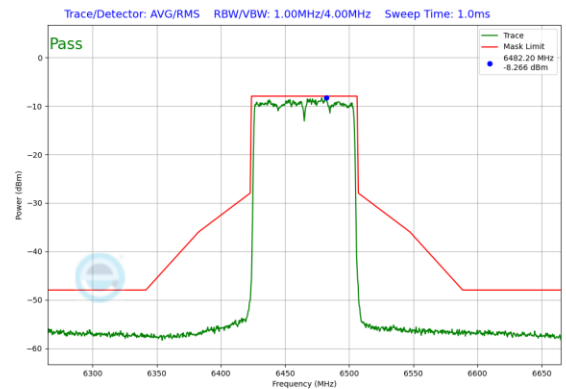
Plot 7-914. In-Band Emission Plot SDM Diversity Antenna WF7b (20MHz 802.11ax RU242 (UNII Band 6) – Ch. 97)



Plot 7-917. In-Band Emission Plot SDM Diversity Antenna WF2a (80MHz 802.11ax RU996 (UNII Band 6) – Ch. 103)



Plot 7-915. In-Band Emission Plot SDM Diversity Antenna WF2a (40MHz 802.11ax RU484 (UNII Band 6) – Ch. 99)

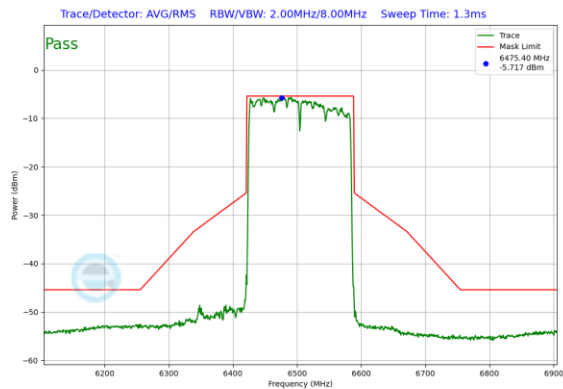


Plot 7-918. In-Band Emission Plot SDM Diversity Antenna WF7b (80MHz 802.11ax RU996 (UNII Band 6) – Ch. 103)

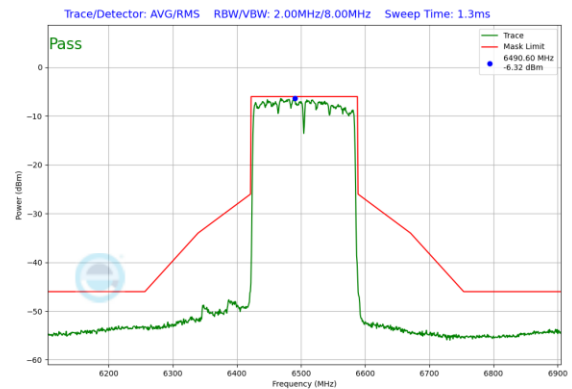
FCC ID: BCGA3268 IC: 579C-A3268			MEASUREMENT REPORT (CERTIFICATION)	Approved by: Technical Manager
Test Report S/N: 1C2410210074-13-R1.BCG	Test Dates: 10/25/2024 - 1/6/2025	EUT Type: Tablet Device	Page 377 of 548	

V 10.6 10/27/2023

Unless otherwise specified, no part of this report may be reproduced or utilized in any part, form or by any means, electronic or mechanical, including photocopying and microfilm, without permission in writing from Element Materials Technology. If you have any questions about this or have an enquiry about obtaining additional rights to this report or assembly of contents thereof, please contact ct.info@element.com.



Plot 7-919. In-Band Emission Plot SDM Diversity Antenna WF2a (160MHz 802.11ax RU996x2 (UNII Band 6) – Ch. 111)

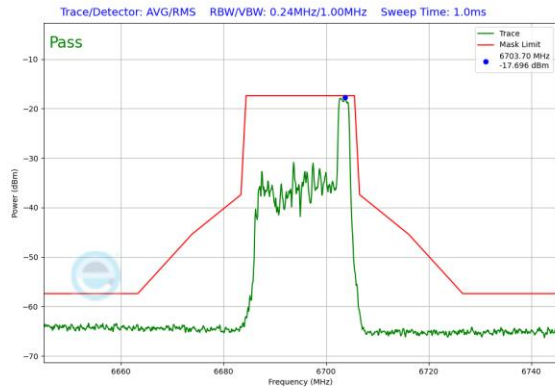


Plot 7-920. In-Band Emission Plot SDM Diversity Antenna WF7b (160MHz 802.11ax RU996x2 (UNII Band 6) – Ch. 111)

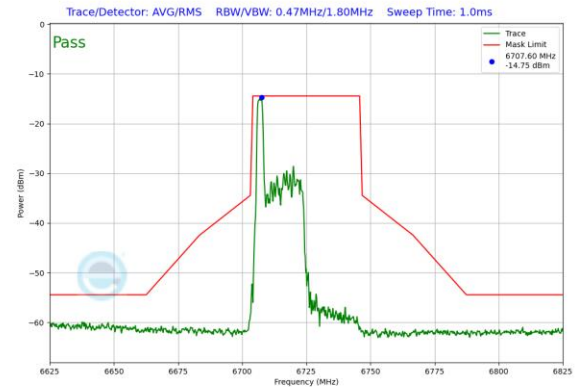
FCC ID: BCGA3268 IC: 579C-A3268		MEASUREMENT REPORT (CERTIFICATION)	Approved by: Technical Manager
Test Report S/N: 1C2410210074-13-R1.BCG	Test Dates: 10/25/2024 - 1/6/2025	EUT Type: Tablet Device	Page 378 of 548

V 10.6 10/27/2023

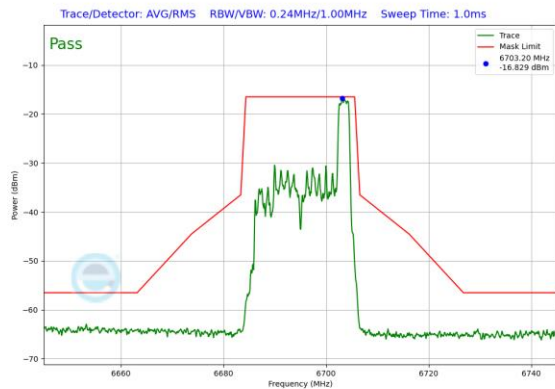
Unless otherwise specified, no part of this report may be reproduced or utilized in any part, form or by any means, electronic or mechanical, including photocopying and microfilm, without permission in writing from Element Materials Technology. If you have any questions about this or have an enquiry about obtaining additional rights to this report or assembly of contents thereof, please contact ct.info@element.com.



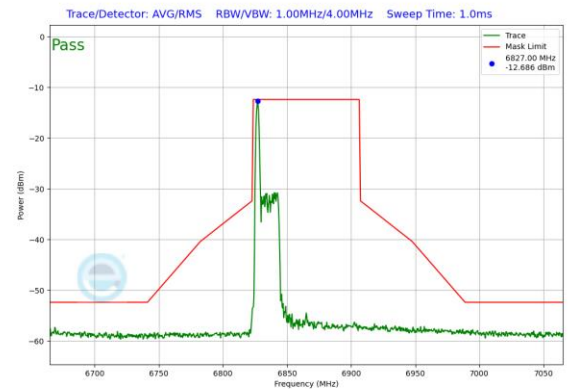
Plot 7-921. In-Band Emission Plot SDM Diversity Antenna WF2a (20MHz
802.11ax RU26 (UNII Band 7) – Ch. 149)



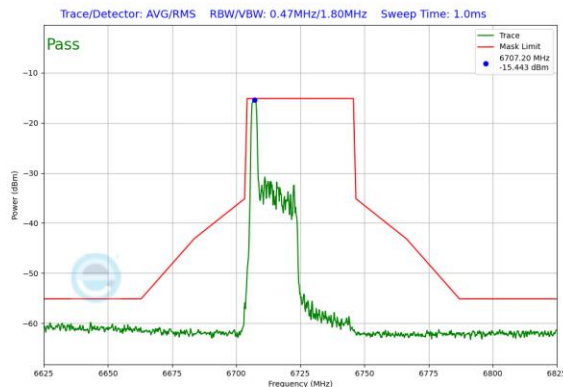
Plot 7-924. In-Band Emission Plot SDM Diversity Antenna WF7b (40MHz
802.11ax RU26 (UNII Band 7) – Ch. 155)



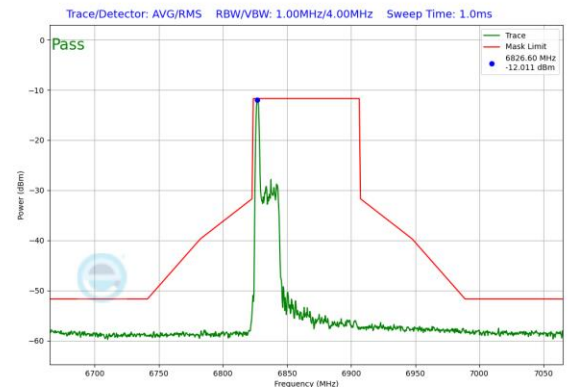
Plot 7-922. In-Band Emission Plot SDM Diversity Antenna WF7b (20MHz
802.11ax RU26 (UNII Band 7) – Ch. 149)



Plot 7-925. In-Band Emission Plot SDM Diversity Antenna WF2a (80MHz
802.11ax RU26 (UNII Band 7) – Ch. 183)



Plot 7-923. In-Band Emission Plot SDM Diversity Antenna WF2a (40MHz
802.11ax RU26 (UNII Band 7) – Ch. 155)

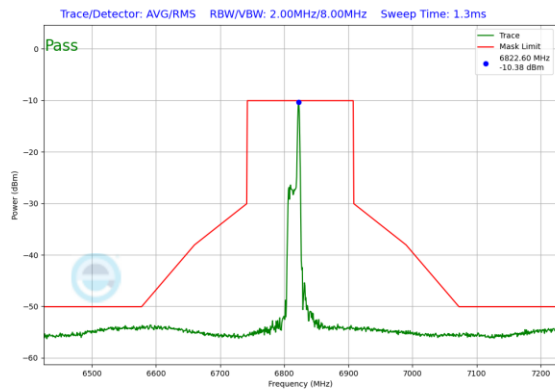


Plot 7-926. In-Band Emission Plot SDM Diversity Antenna WF7b (80MHz
802.11ax RU26 (UNII Band 7) – Ch. 183)

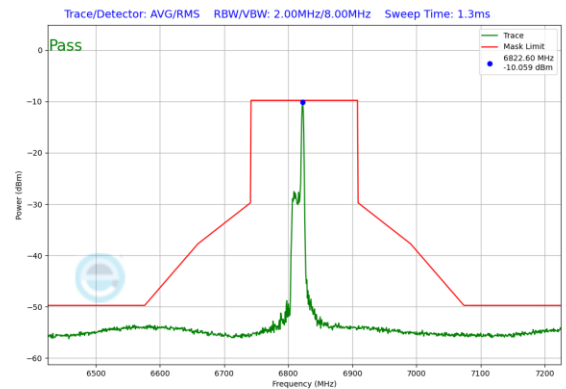
FCC ID: BCGA3268 IC: 579C-A3268			MEASUREMENT REPORT (CERTIFICATION)	Approved by: Technical Manager
Test Report S/N: 1C2410210074-13-R1.BCG	Test Dates: 10/25/2024 - 1/6/2025	EUT Type: Tablet Device		Page 379 of 548

V 10.6 10/27/2023

Unless otherwise specified, no part of this report may be reproduced or utilized in any part, form or by any means, electronic or mechanical, including photocopying and microfilm, without permission in writing from Element Materials Technology. If you have any questions about this or have an enquiry about obtaining additional rights to this report or assembly of contents thereof, please contact ct.info@element.com.



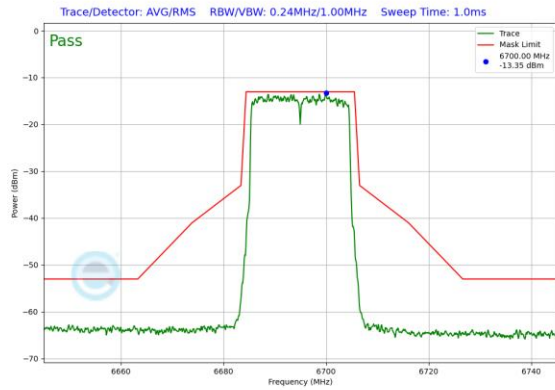
Plot 7-927. In-Band Emission Plot SDM Diversity Antenna WF2a (160MHz 802.11ax RU26 (UNII Band 7) – Ch. 175)



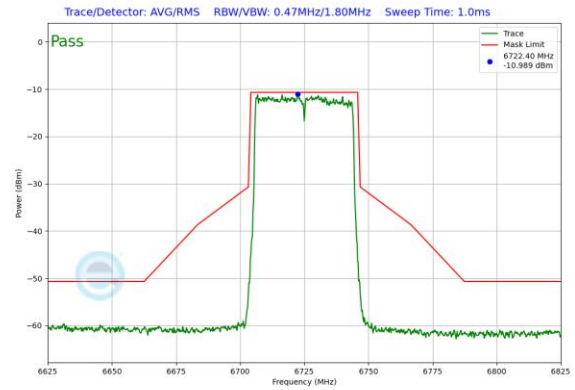
Plot 7-928. In-Band Emission Plot SDM Diversity Antenna WF7b (160MHz 802.11ax RU26 (UNII Band 7) – Ch. 175)

FCC ID: BCGA3268 IC: 579C-A3268	 MEASUREMENT REPORT (CERTIFICATION)		Approved by: Technical Manager
Test Report S/N: 1C2410210074-13-R1.BCG	Test Dates: 10/25/2024 - 1/6/2025	EUT Type: Tablet Device	Page 380 of 548

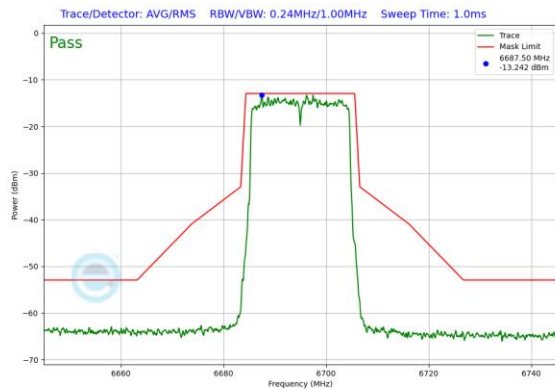
V 10.6 10/27/2023



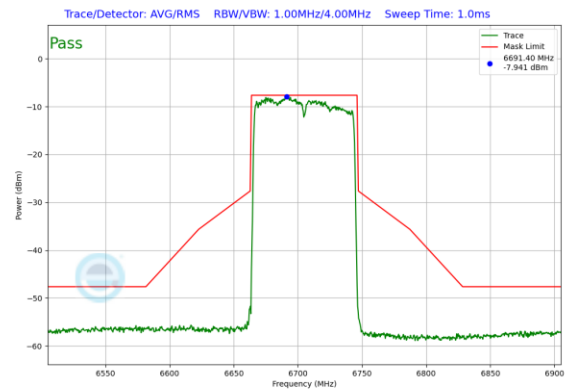
Plot 7-929. In-Band Emission Plot SDM Diversity Antenna WF2a (20MHz 802.11ax RU242 (UNII Band 7) – Ch. 149)



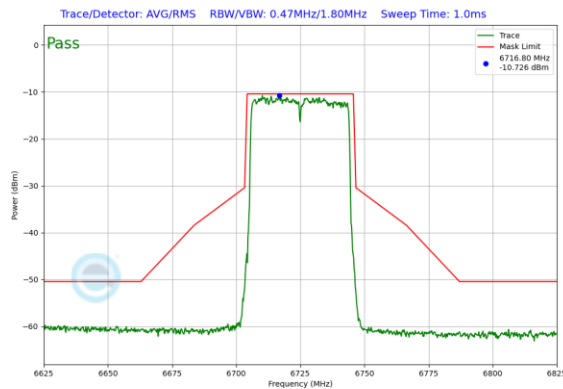
Plot 7-932. In-Band Emission Plot SDM Diversity Antenna WF7b (40MHz 802.11ax RU484 (UNII Band 7) – Ch. 155)



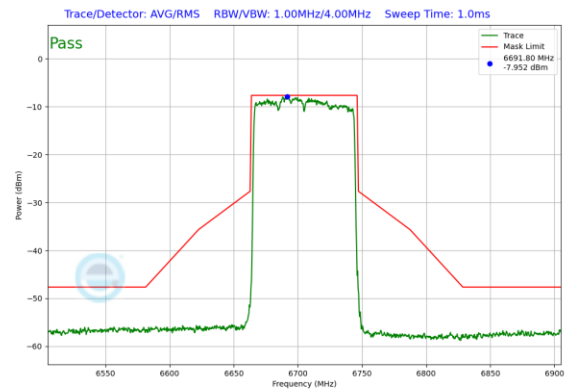
Plot 7-930. In-Band Emission Plot SDM Diversity Antenna WF7b (20MHz 802.11ax RU242 (UNII Band 7) – Ch. 149)



Plot 7-933. In-Band Emission Plot SDM Diversity Antenna WF2a (80MHz 802.11ax RU996 (UNII Band 7) – Ch. 151)



Plot 7-931. In-Band Emission Plot SDM Diversity Antenna WF2a (40MHz 802.11ax RU484 (UNII Band 7) – Ch. 155)

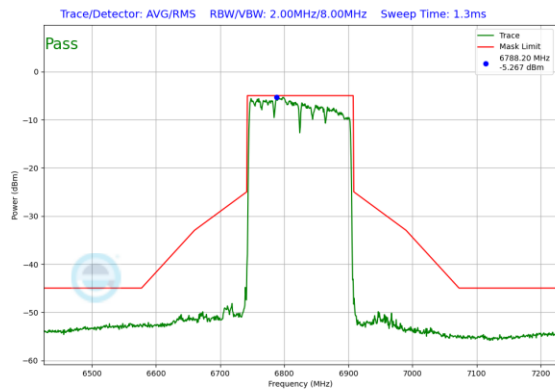


Plot 7-934. In-Band Emission Plot SDM Diversity Antenna WF7b (80MHz 802.11ax RU996 (UNII Band 7) – Ch. 151)

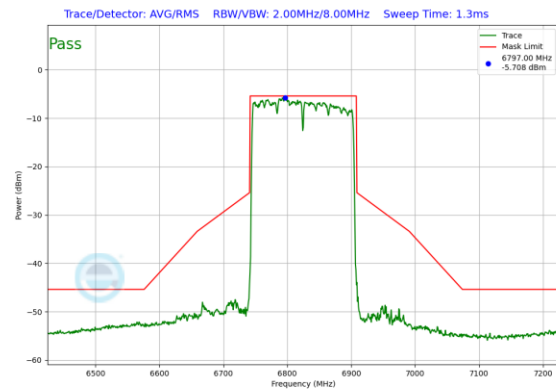
FCC ID: BCGA3268 IC: 579C-A3268			MEASUREMENT REPORT (CERTIFICATION)	Approved by: Technical Manager
Test Report S/N: 1C2410210074-13-R1.BCG	Test Dates: 10/25/2024 - 1/6/2025	EUT Type: Tablet Device		Page 381 of 548

V 10.6 10/27/2023

Unless otherwise specified, no part of this report may be reproduced or utilized in any part, form or by any means, electronic or mechanical, including photocopying and microfilm, without permission in writing from Element Materials Technology. If you have any questions about this or have an enquiry about obtaining additional rights to this report or assembly of contents thereof, please contact ct.info@element.com.



Plot 7-935. In-Band Emission Plot SDM Diversity Antenna WF2a (160MHz 802.11ax RU996x2 (UNII Band 7) – Ch. 175)

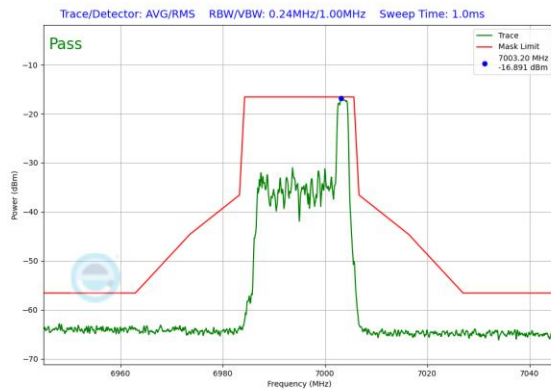


Plot 7-936. In-Band Emission Plot SDM Diversity Antenna WF7b (160MHz 802.11ax RU996x2 (UNII Band 7) – Ch. 175)

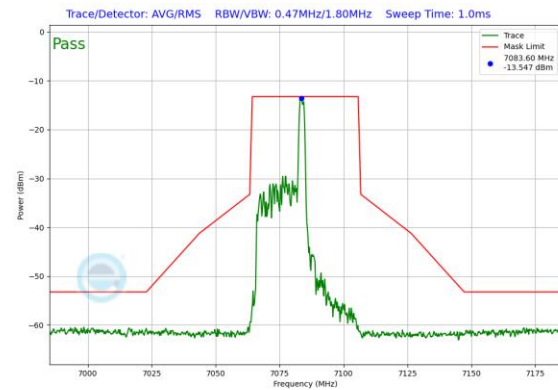
FCC ID: BCGA3268 IC: 579C-A3268		MEASUREMENT REPORT (CERTIFICATION)		Approved by: Technical Manager
Test Report S/N: 1C2410210074-13-R1.BCG	Test Dates: 10/25/2024 - 1/6/2025	EUT Type: Tablet Device		Page 382 of 548

V 10.6 10/27/2023

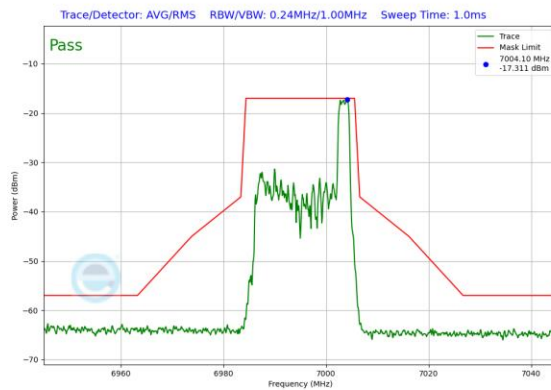
Unless otherwise specified, no part of this report may be reproduced or utilized in any part, form or by any means, electronic or mechanical, including photocopying and microfilm, without permission in writing from Element Materials Technology. If you have any questions about this or have an enquiry about obtaining additional rights to this report or assembly of contents thereof, please contact ct.info@element.com.



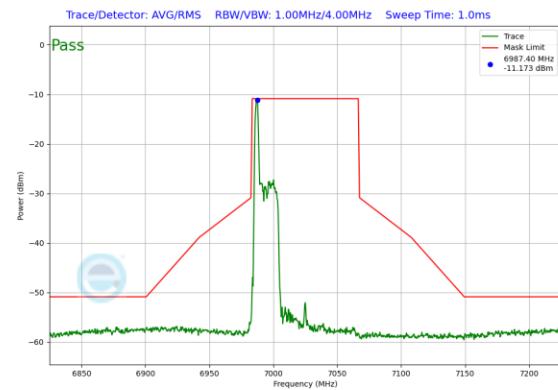
**Plot 7-937. In-Band Emission Plot SDM Diversity Antenna WF2a (20MHz
802.11ax RU26 (UNII Band 8) – Ch. 209)**



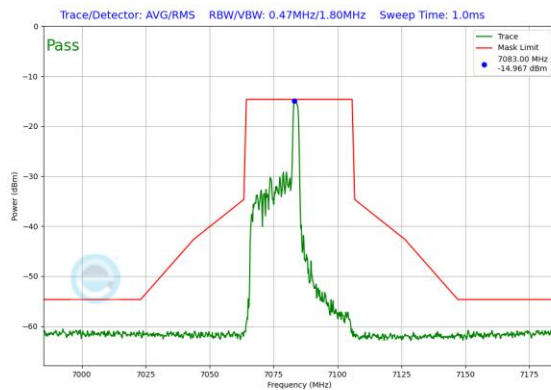
**Plot 7-940. In-Band Emission Plot SDM Diversity Antenna WF7b (40MHz
802.11ax RU26 (UNII Band 8) – Ch. 227)**



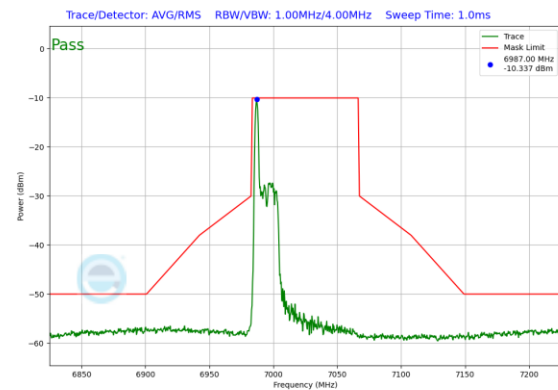
**Plot 7-938. In-Band Emission Plot SDM Diversity Antenna WF7b (20MHz
802.11ax RU26 (UNII Band 8) – Ch. 209)**



**Plot 7-941. In-Band Emission Plot SDM Diversity Antenna WF2a (80MHz
802.11ax RU26 (UNII Band 8) – Ch. 215)**



**Plot 7-939. In-Band Emission Plot SDM Diversity Antenna WF2a (40MHz
802.11ax RU26 (UNII Band 8) – Ch. 227)**

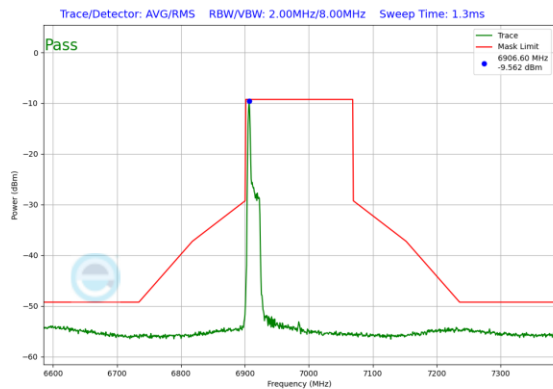


**Plot 7-942. In-Band Emission Plot SDM Diversity Antenna WF7b (80MHz
802.11ax RU26 (UNII Band 8) – Ch. 215)**

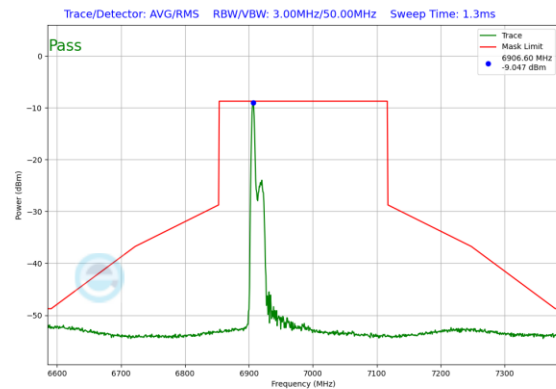
FCC ID: BCGA3268 IC: 579C-A3268			MEASUREMENT REPORT (CERTIFICATION)	Approved by: Technical Manager
Test Report S/N: 1C2410210074-13-R1.BCG	Test Dates: 10/25/2024 - 1/6/2025		EUT Type: Tablet Device	Page 383 of 548

V 10.6 10/27/2023

Unless otherwise specified, no part of this report may be reproduced or utilized in any part, form or by any means, electronic or mechanical, including photocopying and microfilm, without permission in writing from Element Materials Technology. If you have any questions about this or have an enquiry about obtaining additional rights to this report or assembly of contents thereof, please contact ct.info@element.com.



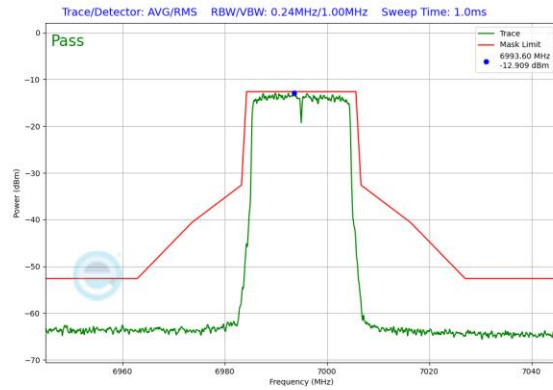
**Plot 7-943. In-Band Emission Plot SDM Diversity Antenna WF2a (160MHz
802.11ax RU26 (UNII Band 8) – Ch. 207)**



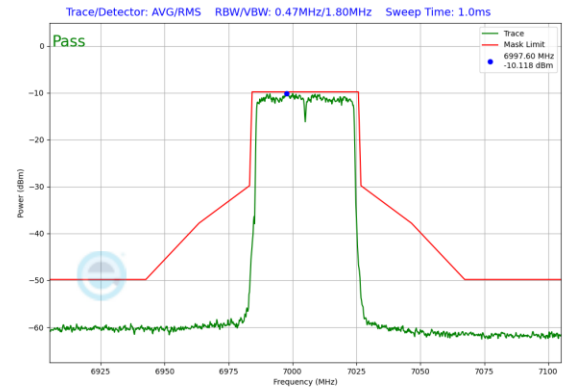
**Plot 7-944. In-Band Emission Plot SDM Diversity Antenna WF7b (160MHz
802.11ax RU26 (UNII Band 8) – Ch. 207)**

FCC ID: BCGA3268 IC: 579C-A3268		MEASUREMENT REPORT (CERTIFICATION)		Approved by: Technical Manager
Test Report S/N: 1C2410210074-13-R1.BCG	Test Dates: 10/25/2024 - 1/6/2025	EUT Type: Tablet Device		Page 384 of 548

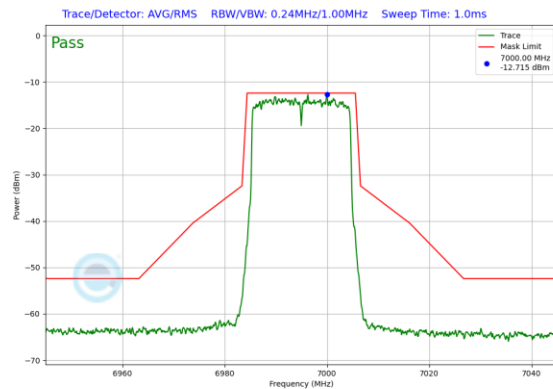
V 10.6 10/27/2023



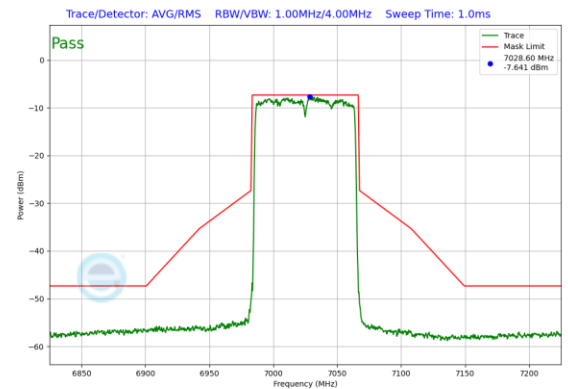
Plot 7-945. In-Band Emission Plot SDM Diversity Antenna WF2a (20MHz 802.11ax RU242 (UNII Band 8) – Ch. 209)



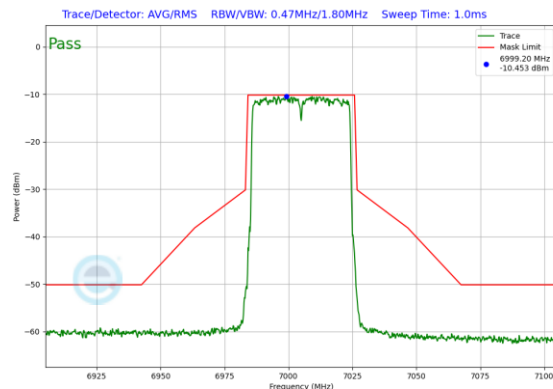
Plot 7-948. In-Band Emission Plot SDM Diversity Antenna WF7b (40MHz 802.11ax RU484 (UNII Band 8) – Ch. 211)



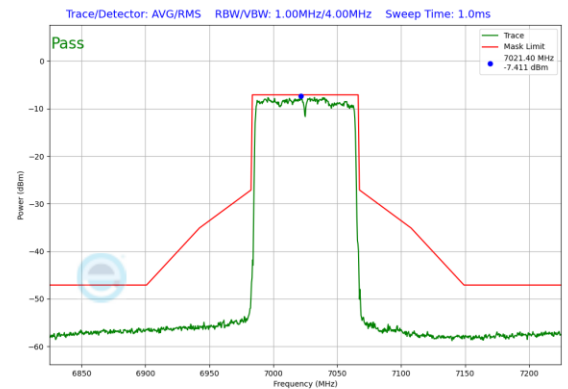
Plot 7-946. In-Band Emission Plot SDM Diversity Antenna WF7b (20MHz 802.11ax RU242 (UNII Band 8) – Ch. 209)



Plot 7-949. In-Band Emission Plot SDM Diversity Antenna WF2a (80MHz 802.11ax RU996 (UNII Band 8) – Ch. 215)



Plot 7-947. In-Band Emission Plot SDM Diversity Antenna WF2a (40MHz 802.11ax RU484 (UNII Band 8) – Ch. 211)

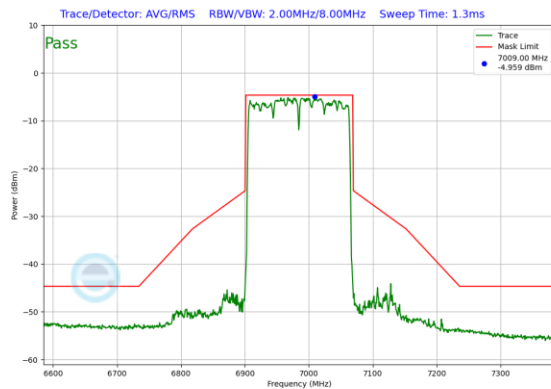


Plot 7-950. In-Band Emission Plot SDM Diversity Antenna WF7b (80MHz 802.11ax RU996 (UNII Band 8) – Ch. 215)

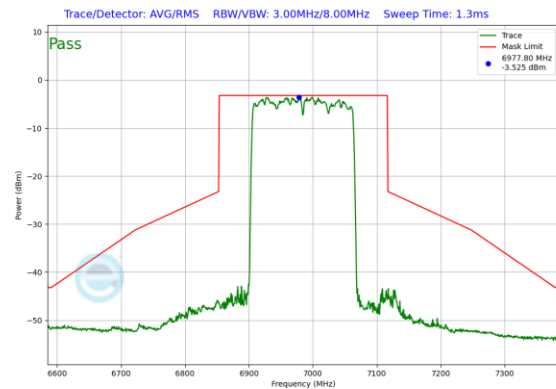
FCC ID: BCGA3268 IC: 579C-A3268			MEASUREMENT REPORT (CERTIFICATION)	Approved by: Technical Manager
Test Report S/N: 1C2410210074-13-R1.BCG	Test Dates: 10/25/2024 - 1/6/2025	EUT Type: Tablet Device	Page 385 of 548	

V 10.6 10/27/2023

Unless otherwise specified, no part of this report may be reproduced or utilized in any part, form or by any means, electronic or mechanical, including photocopying and microfilm, without permission in writing from Element Materials Technology. If you have any questions about this or have an enquiry about obtaining additional rights to this report or assembly of contents thereof, please contact ct.info@element.com.



Plot 7-951. In-Band Emission Plot SDM Diversity Antenna WF2a (160MHz 802.11ax RU996x2 (UNII Band 8) – Ch. 207)



Plot 7-952. In-Band Emission Plot SDM Diversity Antenna WF7b (160MHz 802.11ax RU996x2 (UNII Band 8) – Ch. 207)

FCC ID: BCGA3268 IC: 579C-A3268	 MEASUREMENT REPORT (CERTIFICATION)		Approved by: Technical Manager
Test Report S/N: 1C2410210074-13-R1.BCG	Test Dates: 10/25/2024 - 1/6/2025	EUT Type: Tablet Device	Page 386 of 548

V 10.6 10/27/2023

Unless otherwise specified, no part of this report may be reproduced or utilized in any part, form or by any means, electronic or mechanical, including photocopying and microfilm, without permission in writing from Element Materials Technology. If you have any questions about this or have an enquiry about obtaining additional rights to this report or assembly of contents thereof, please contact ct.info@element.com.

7.6 Contention Based Protocol

§15.407(d)(6), RSS-248 [4.7]

Test Overview and Limit

Indoor access points, subordinate devices and client devices operating in the 5.925-7.125 GHz band (herein referred to as unlicensed devices) are required to use technologies that include a contention-based protocol to avoid co-channel interference with incumbent devices sharing the band. To ensure incumbent co-channel operations are detected in a technology-agnostic manner, unlicensed devices are required to detect co-channel radio frequency energy (energy detect) and avoid simultaneous transmission.

Unlicensed indoor low-power devices must detect co-channel radio frequency power that is at least -62 dBm or lower. Upon detection of energy in the band, unlicensed low power indoor devices must vacate the channel and stay off the channel as long as detected radio frequency power is equal to or greater than the threshold (-62 dBm). The -62 dBm (or lower) threshold is referenced to a 0 dBi antenna gain.

To ensure incumbent operations are reliably detected in the band, low power indoor devices must detect RF energy throughout their intended operating channel.

Test Procedure Used

KDB 987594 D02 v03 – Section I

Test Settings

1. Configure the EUT to transmit with a constant duty cycle.
2. Set the operating parameters of the EUT including power level, operating frequency, modulation and bandwidth
3. Set the signal analyzer center frequency to the nominal EUT channel center frequency. The span range of the signal analyzer shall be between two times and five times the OBW of the EUT.
4. Connect the output port of the EUT to the signal analyzer 2, as shown in Figure 2. Ensure that the attenuator 2 provides enough attenuation to not overload the signal analyzer 2 receiver.
5. Monitoring the signal analyzer 2, verify the EUT is operating and transmitting with the parameters set at step two.
6. Using an AWGN signal source, generate (but do not transmit, i.e., RF OFF) a 10 MHz-wide AWGN signal. Use Table 1 to determine the center frequency of the 10 MHz AWGN signal relative to the EUT's channel bandwidth and center frequency.
7. Set the AWGN signal power to an extremely low level (more than 20 dB below the -62 dBm threshold). Connect the AWGN signal source, via a 3-dB splitter, to the signal analyzer 1 and the EUT as shown in Figure 2.
8. Transmit the AWGN signal (RF ON) and verify its characteristics on the signal analyzer 1.
9. Monitor the signal analyzer 2 to verify if the AWGN signal has been detected and the EUT has ceased transmission. If the EUT continues to transmit, then incrementally increase the AWGN signal power level until the EUT stops transmitting.
10. Including all losses in the RF paths) Determine and record the AWGN signal power level (at the EUT's antenna port) at which the EUT ceased transmission. Repeat the procedure at least 10 times to verify the EUT can detect an AWGN signal with 90% (or better) level of certainty.
11. Refer to Table 1 to determine number of times the detection threshold testing needs to be repeated. If testing is required more than once, then go back to step 5, choose a different center frequency for the AWGN signal and repeat the process.

FCC ID: BCGA3268 IC: 579C-A3268	 MEASUREMENT REPORT (CERTIFICATION)		Approved by: Technical Manager
Test Report S/N: 1C2410210074-13-R1.BCG	Test Dates: 10/25/2024 - 1/6/2025	EUT Type: Tablet Device	Page 387 of 548

V 10.6 10/27/2023

Test Setup

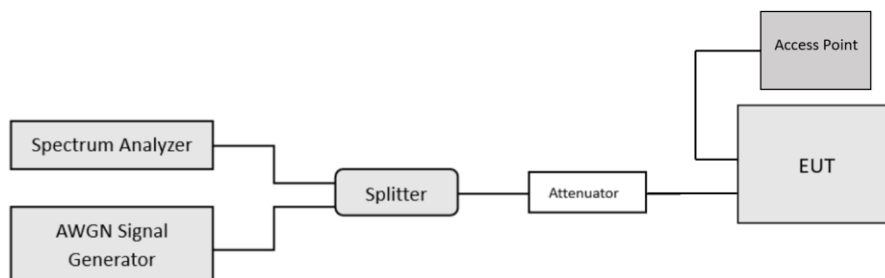


Figure 2. Contention-based protocol test setup, conducted method

Test Notes

1. The EUT does not supports channel puncturing.
2. Per guidance from KDB 987594 D02 v03, contention-based protocol was tested using an AWGN signal with a bandwidth of 10MHz. The amplitude of the signal was increased until detected by the EUT, signaled by the ceasing of transmission, marker indicates the point at which the AWGN signal is introduced.
3. Per Guidance from KDB 987594 D04 v03, contention-based protocol was tested with receiver with the lowest antenna gain.
4. 15 trials were ran in order to assure that at least 90% of certainty was met.

$$\text{Detection Level} = \text{Injected AWGN Power (dBm)} - \text{Antenna Gain (dBi)} + \text{Path Loss (dB)}$$

Equation 7-1. Incumbent Detection Level Calculation

FCC ID: BCGA3268 IC: 579C-A3268	 MEASUREMENT REPORT (CERTIFICATION)		Approved by: Technical Manager
Test Report S/N: 1C2410210074-13-R1.BCG	Test Dates: 10/25/2024 - 1/6/2025	EUT Type: Tablet Device	Page 388 of 548

V 10.6 10/27/2023

Band	Channel	Channel Frequency [MHz]	Channel BW [MHz]	Incumbent Frequency [MHz]	Injected (AWGN) [dBm]	Antenna Gain [dBi]	Adjusted Power Level [dBm]	Detection Limit [dBm]	Margin [dB]
UNII Band 5	53	6215	20	6215	-75.61	-5.00	-70.61	-62.0	-8.61
				6110	-68.05	-5.00	-63.05	-62.0	-1.05
	47	6185	160	6185	-69.27	-5.00	-64.27	-62.0	-2.27
				6260	-68.11	-5.00	-63.11	-62.0	-1.11
UNII Band 6	101	6455	20	6455	-74.77	-5.00	-69.77	-62.0	-7.77
				6430	-71.13	-5.00	-66.13	-62.0	-4.13
	111	6505	160	6505	-69.12	-5.00	-64.12	-62.0	-2.12
				6580	-68.08	-5.00	-63.08	-62.0	-1.08
UNII Band 7	149	6695	20	6695	-72.68	-5.00	-67.68	-62.0	-5.68
				6590	-68.99	-5.00	-63.99	-62.0	-1.99
	143	6665	160	6665	-70.01	-5.00	-65.01	-62.0	-3.01
				6740	-68.10	-5.00	-63.10	-62.0	-1.10
UNII Band 8	197	6935	20	6935	-72.73	-5.00	-67.73	-62.0	-5.73
				6910	-67.92	-5.00	-62.92	-62.0	-0.92
	207	6985	160	6985	-67.56	-5.00	-62.56	-62.0	-0.56
				7060	-67.62	-5.00	-62.62	-62.0	-0.62

Table 7-197. Contention Based Protocol – Incumbent Detection Results

Band	Channel	Channel Frequency [MHz]	Channel BW [MHz]	Incumbent Frequency [MHz]	EUT Transmission Status		
					Adjusted AWGN Power (dBm)		
					Normal	Minimal	Ceased
UNII Band 5	53	6215	20	6215	-81.79	-71.86	-70.61
				6110	-74.23	-64.30	-63.05
	47	6185	160	6185	-75.44	-65.52	-64.27
				6260	-74.29	-64.36	-63.11
UNII Band 6	101	6455	20	6455	-80.94	-71.02	-69.77
				6430	-77.31	-67.38	-66.13
	111	6505	160	6505	-75.30	-65.37	-64.12
				6580	-74.26	-64.33	-63.08
UNII Band 7	149	6695	20	6695	-78.66	-68.90	-67.68
				6750	-74.97	-65.21	-63.99
	143	6665	160	6825	-75.99	-66.23	-65.01
				6900	-74.08	-64.32	-63.10
UNII Band 8	197	6935	20	6935	-78.71	-68.95	-67.73
				6910	-73.90	-64.14	-62.92
	207	6985	160	6985	-73.54	-63.78	-62.56
				7060	-73.60	-63.84	-62.62

Table 7-198. Contention Based Protocol – Detection Results – All Tx Cases

FCC ID: BCGA3268 IC: 579C-A3268	 MEASUREMENT REPORT (CERTIFICATION)		Approved by: Technical Manager
Test Report S/N: 1C2410210074-13-R1.BCG	Test Dates: 10/25/2024 - 1/6/2025	EUT Type: Tablet Device	Page 389 of 548

V 10.6 10/27/2023

Unless otherwise specified, no part of this report may be reproduced or utilized in any part, form or by any means, electronic or mechanical, including photocopying and microfilm, without permission in writing from Element Materials Technology. If you have any questions about this or have an enquiry about obtaining additional rights to this report or assembly of contents thereof, please contact ct.info@element.com.

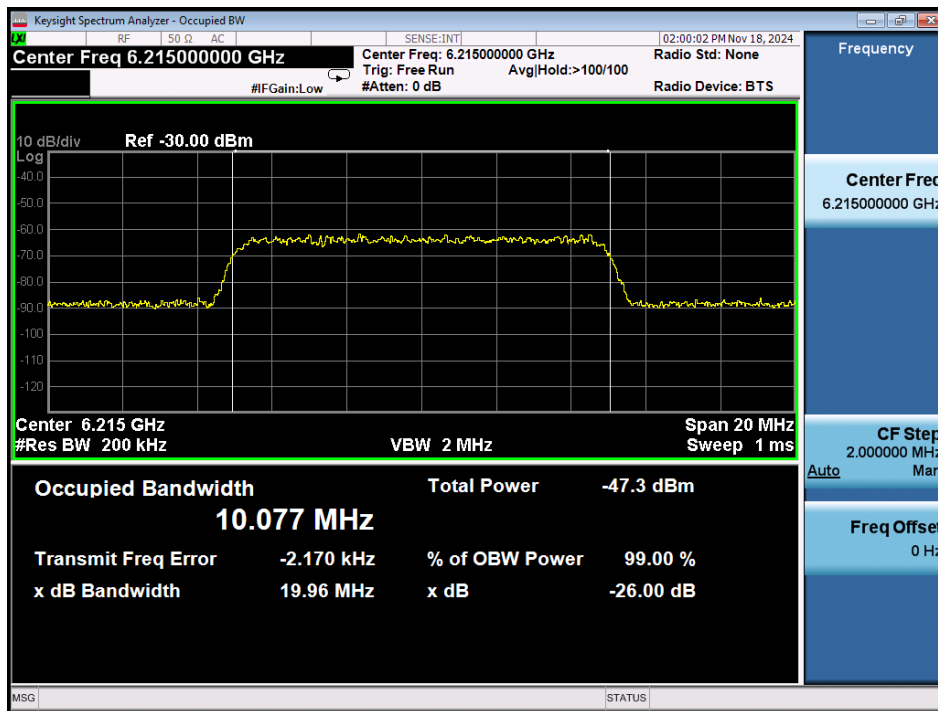
CBP Detection (1 = Detection, Blank = No Detection)																					
Band	Channel	Channel Frequency [MHz]	Channel BW [MHz]	1	2	3	4	5	6	7	8	9	10	11	12	13	14	15	Detection Rate [%]	Limit [%]	Pass/Fail
UNII Band 5	53	6215	20	1	1	1	1	1	1	1	1	1	1	1	1	1	1	1	100.0	90	Pass
	47	6185	160	1	1	1	1	1	1	1	1	1	1	1	1	1	1	1	100.0	90	Pass
				1	1	1	1	1	1	1	1	1	1	1	1	1	1	1	100.0	90	Pass
				1	1	1	1	1	1	1	1	1	1	1	1	1	1	1	100.0	90	Pass
UNII Band 6	101	6455	20	1	1	1	1	1	1	1	1	1	1	1	1	1	1	1	100.0	90	Pass
	111	6505	160	1	1	1	1	1	1	1	1	1	1	1	1	1	1	1	100.0	90	Pass
				1	1	1	1	1	1	1	1	1	1	1	1	1	1	1	100.0	90	Pass
				1	1	1	1	1	1	1	1	1	1	1	1	1	1	1	100.0	90	Pass
UNII Band 7	149	6695	20	1	1	1	1	1	1	1	1	1	1	1	1	1	1	1	100.0	90	Pass
	143	6665	160	1	1	1	1	1	1	1	1	1	1	1	1	1	1	1	100.0	90	Pass
				1	1	1	1	1	1	1	1	1	1	1	1	1	1	1	100.0	90	Pass
				1	1	1	1	1	1	1	1	1	1	1	1	1	1	1	100.0	90	Pass
UNII Band 8	197	6935	20	1	1	1	1	1	1	1	1	1	1	1	1	1	1	1	100.0	90	Pass
	207	6985	160	1	1	1	1	1	1	1	1	1	1	1	1	1	1	1	100.0	90	Pass
				1	1	1	1	1	1	1	1	1	1	1	1	1	1	1	100.0	90	Pass
				1	1	1	1	1	1	1	1	1	1	1	1	1	1	1	100.0	90	Pass

Table 7-199. Contention Based Protocol – Incumbent Detection Trial Results

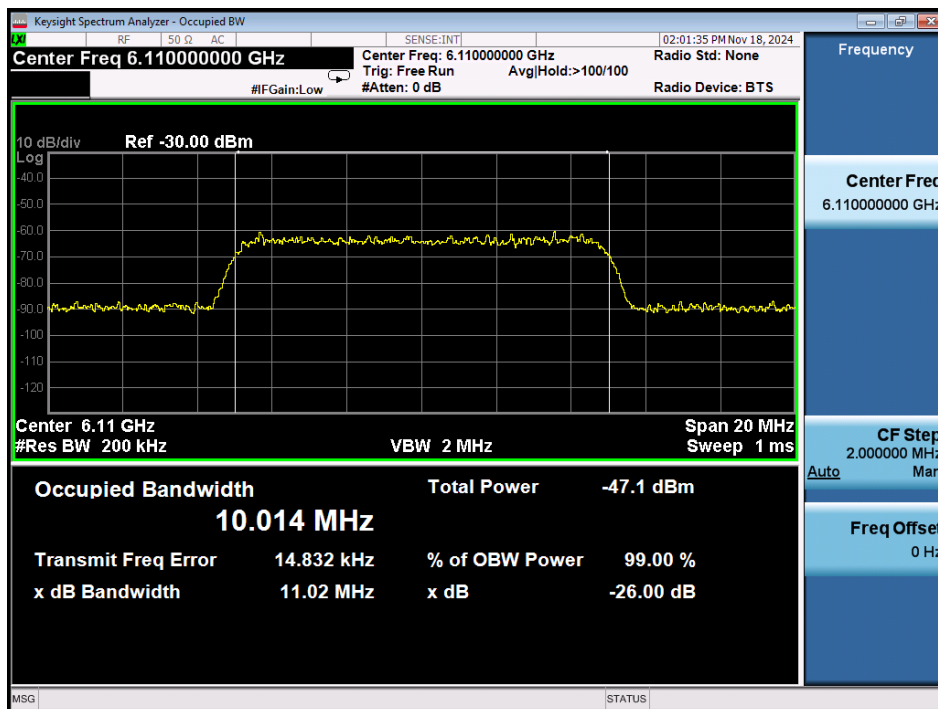
FCC ID: BCGA3268 IC: 579C-A3268		 MEASUREMENT REPORT (CERTIFICATION)		Approved by: Technical Manager
Test Report S/N: 1C2410210074-13-R1.BCG	Test Dates: 10/25/2024 - 1/6/2025	EUT Type: Tablet Device		Page 390 of 548

V 10.6 10/27/2023

AWGN Plots



Plot 7-953. AWGN Signal – UNII 5 – 20MHz

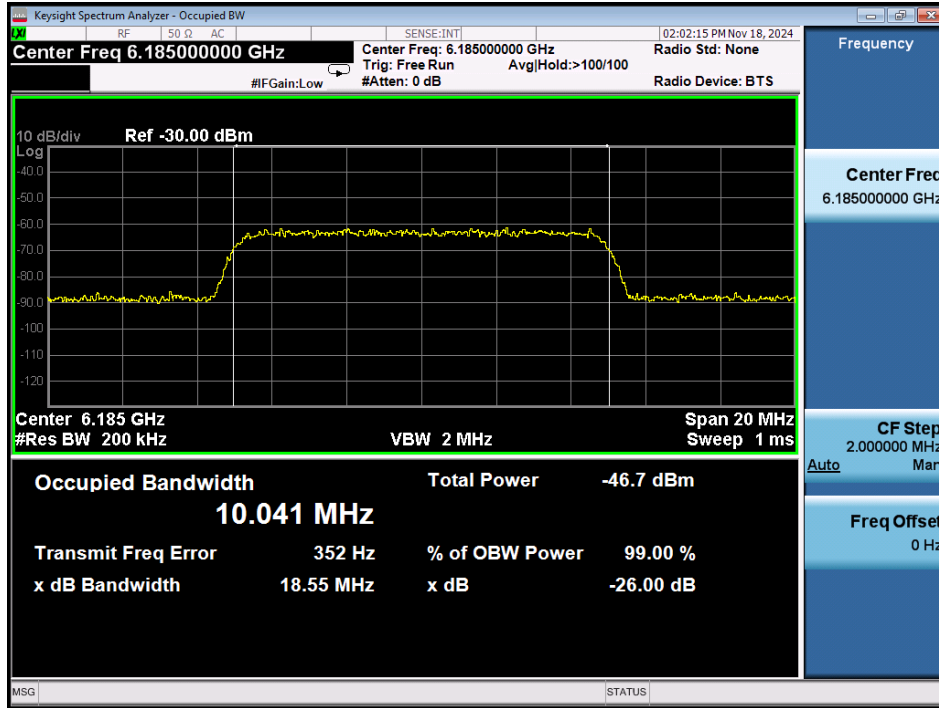


Plot 7-954. AWGN Signal – UNII 5 – 160MHz - Low

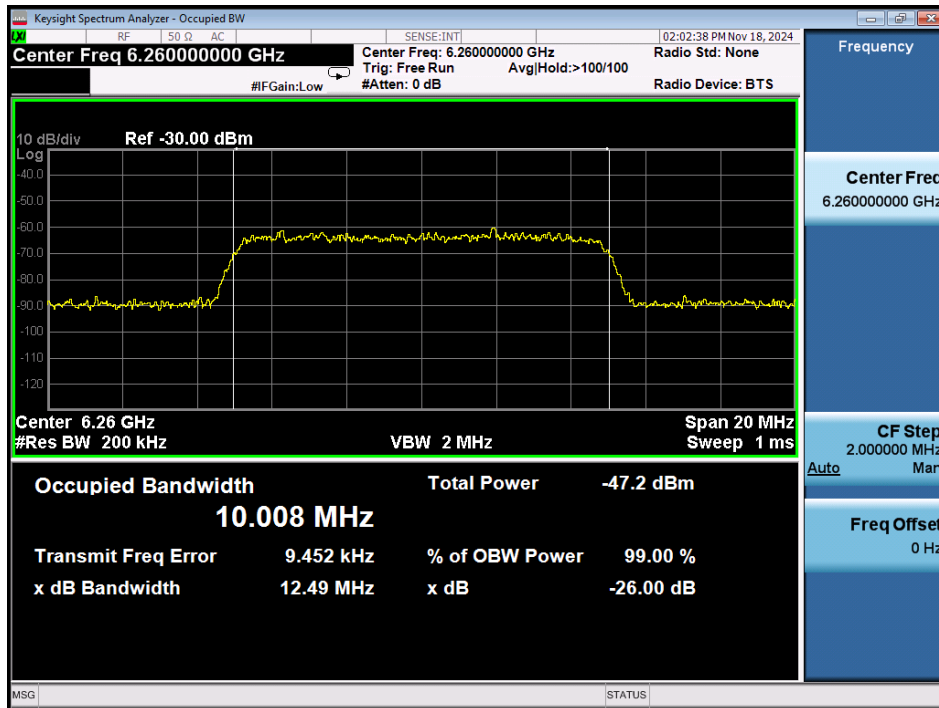
FCC ID: BCGA3268 IC: 579C-A3268	 MEASUREMENT REPORT (CERTIFICATION)		Approved by: Technical Manager
Test Report S/N: 1C2410210074-13-R1.BCG	Test Dates: 10/25/2024 - 1/6/2025	EUT Type: Tablet Device	Page 391 of 548

V 10.6 10/27/2023

Unless otherwise specified, no part of this report may be reproduced or utilized in any part, form or by any means, electronic or mechanical, including photocopying and microfilm, without permission in writing from Element Materials Technology. If you have any questions about this or have an enquiry about obtaining additional rights to this report or assembly of contents thereof, please contact ct.info@element.com.



Plot 7-955. AWGN Signal – UNII 5 – 160MHz – Mid

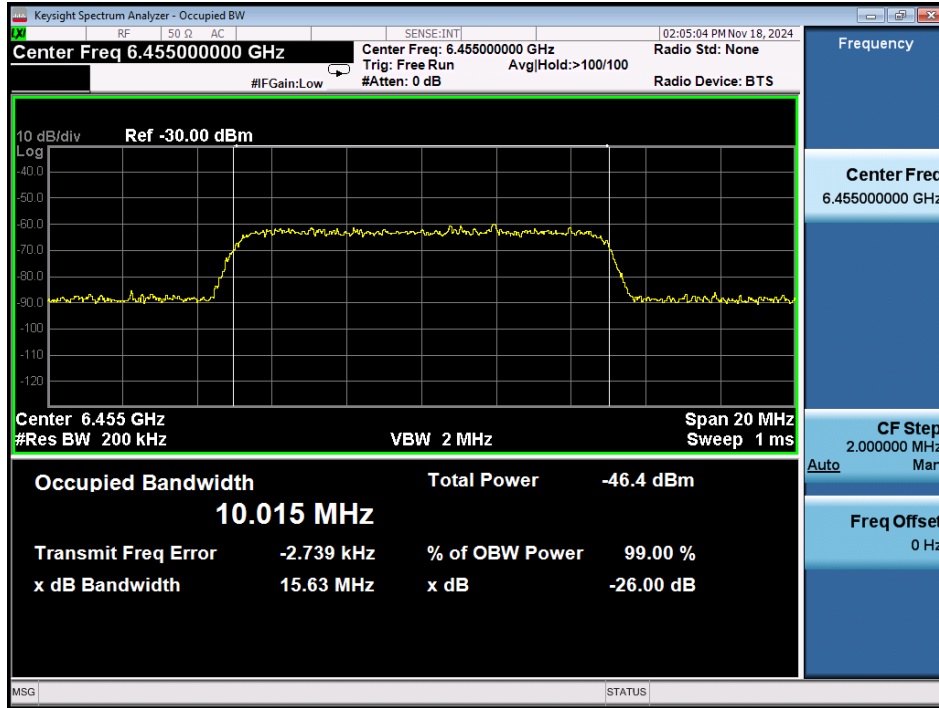


Plot 7-956. AWGN Signal – UNII 5 – 160MHz - High

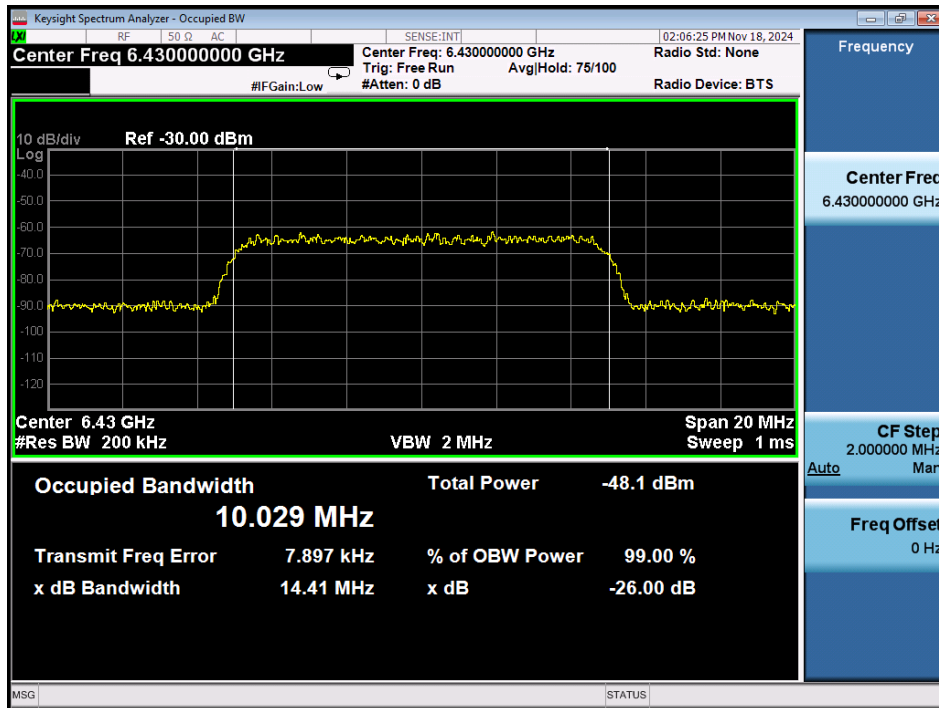
FCC ID: BCGA3268 IC: 579C-A3268		MEASUREMENT REPORT (CERTIFICATION)	Approved by: Technical Manager
Test Report S/N: 1C2410210074-13-R1.BCG	Test Dates: 10/25/2024 - 1/6/2025	EUT Type: Tablet Device	Page 392 of 548

V 10.6 10/27/2023

Unless otherwise specified, no part of this report may be reproduced or utilized in any part, form or by any means, electronic or mechanical, including photocopying and microfilm, without permission in writing from Element Materials Technology. If you have any questions about this or have an enquiry about obtaining additional rights to this report or assembly of contents thereof, please contact ct.info@element.com.



Plot 7-957. AWGN Signal – UNII 6 – 20MHz

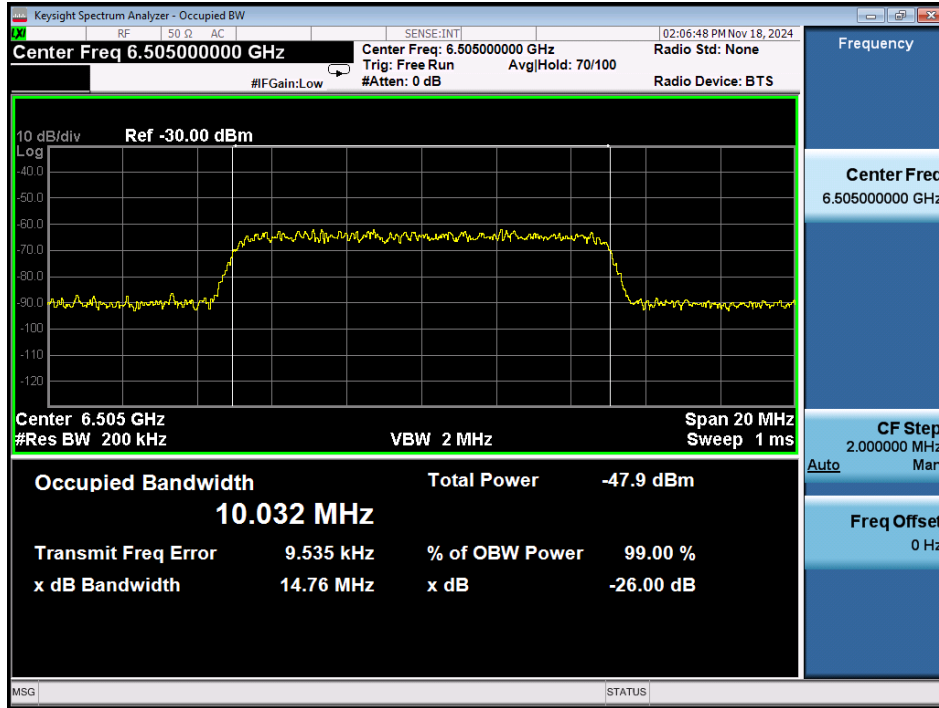


Plot 7-958. AWGN Signal – UNII 6 – 160MHz - Low

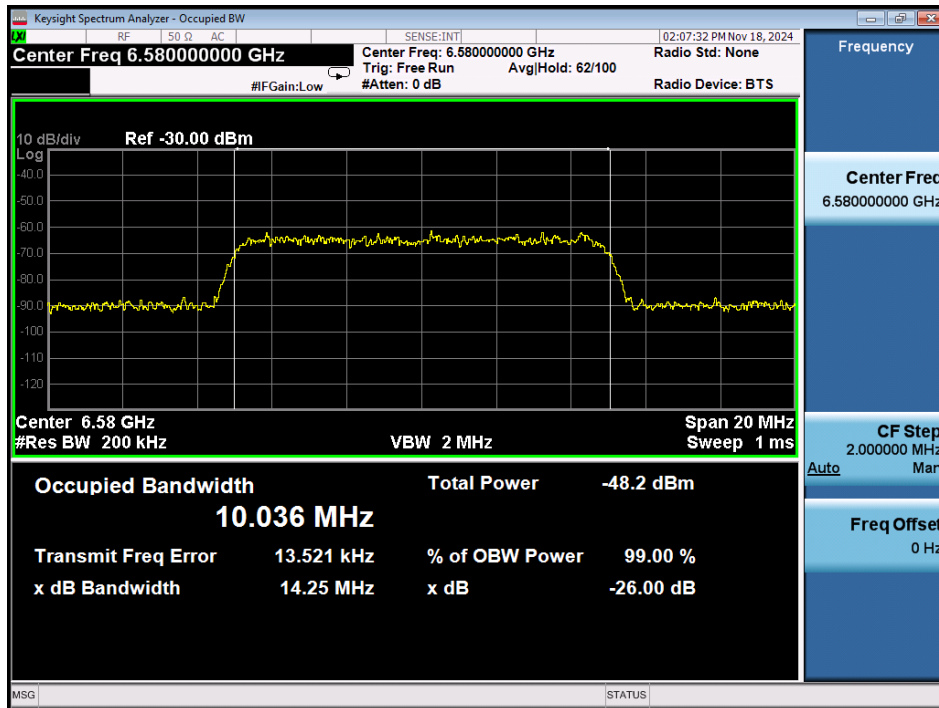
FCC ID: BCGA3268 IC: 579C-A3268		MEASUREMENT REPORT (CERTIFICATION)	Approved by: Technical Manager
Test Report S/N: 1C2410210074-13-R1.BCG	Test Dates: 10/25/2024 - 1/6/2025	EUT Type: Tablet Device	Page 393 of 548

V 10.6 10/27/2023

Unless otherwise specified, no part of this report may be reproduced or utilized in any part, form or by any means, electronic or mechanical, including photocopying and microfilm, without permission in writing from Element Materials Technology. If you have any questions about this or have an enquiry about obtaining additional rights to this report or assembly of contents thereof, please contact ct.info@element.com.



Plot 7-959. AWGN Signal – UNII 6 – 160MHz – Mid

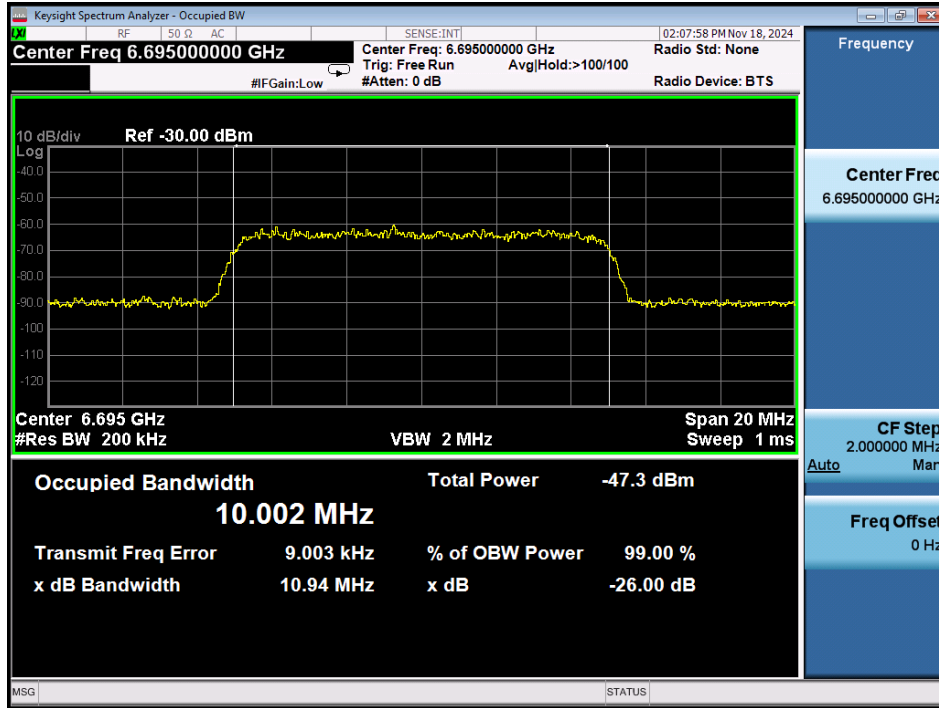


Plot 7-960. AWGN Signal – UNII 6 – 160MHz - High

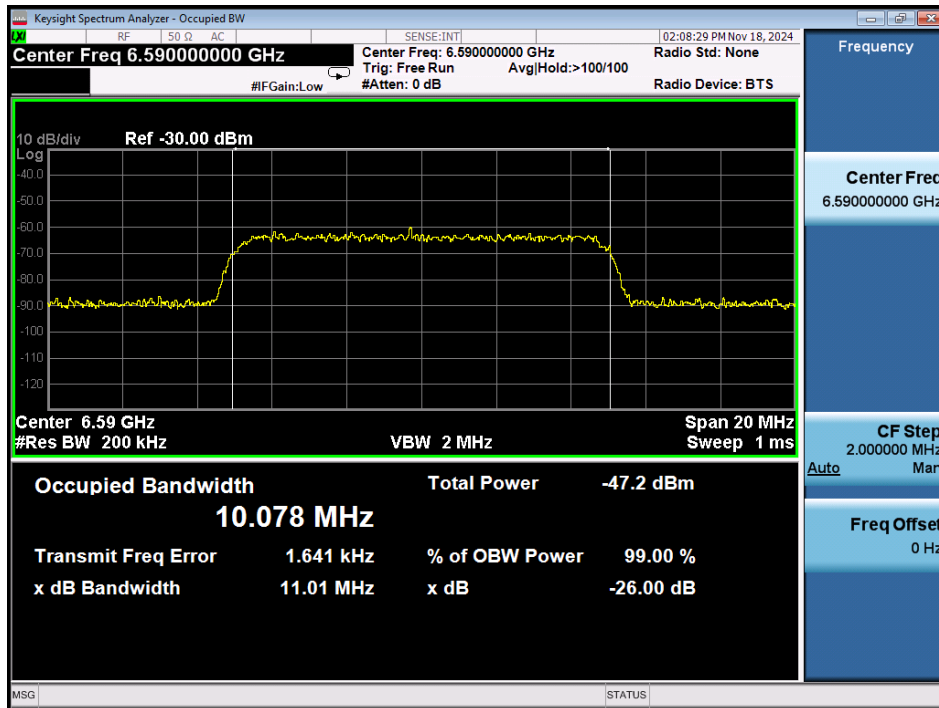
FCC ID: BCGA3268 IC: 579C-A3268		MEASUREMENT REPORT (CERTIFICATION)	Approved by: Technical Manager
Test Report S/N: 1C2410210074-13-R1.BCG	Test Dates: 10/25/2024 - 1/6/2025	EUT Type: Tablet Device	Page 394 of 548

V 10.6 10/27/2023


Unless otherwise specified, no part of this report may be reproduced or utilized in any part, form or by any means, electronic or mechanical, including photocopying and microfilm, without permission in writing from Element Materials Technology. If you have any questions about this or have an enquiry about obtaining additional rights to this report or assembly of contents thereof, please contact ct.info@element.com.



Plot 7-961. AWGN Signal – UNII 7 – 20MHz

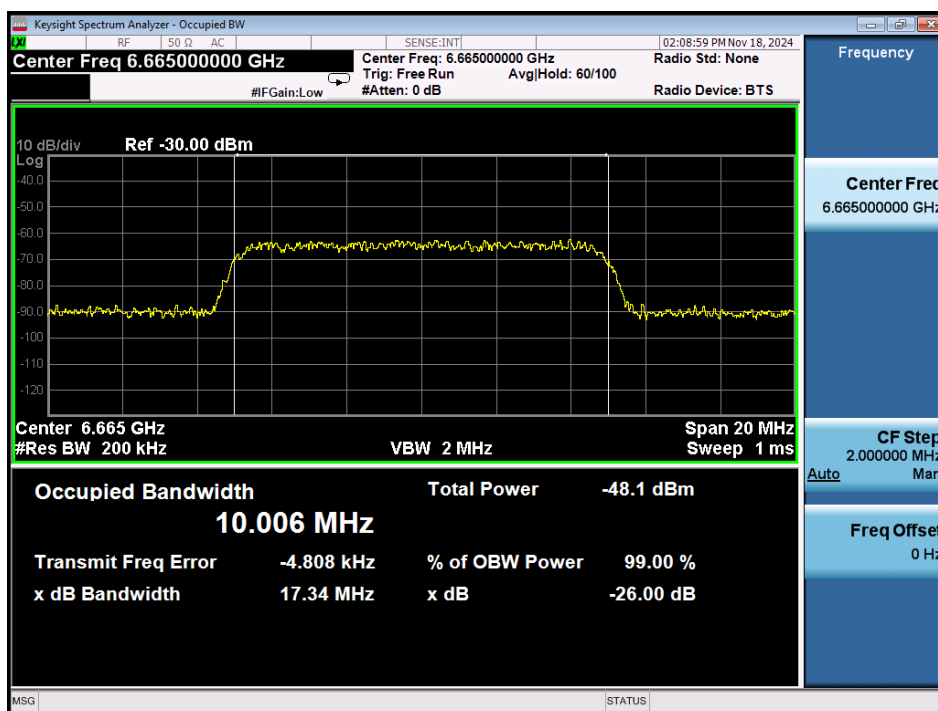


Plot 7-962. AWGN Signal – UNII 7 – 160MHz - Low

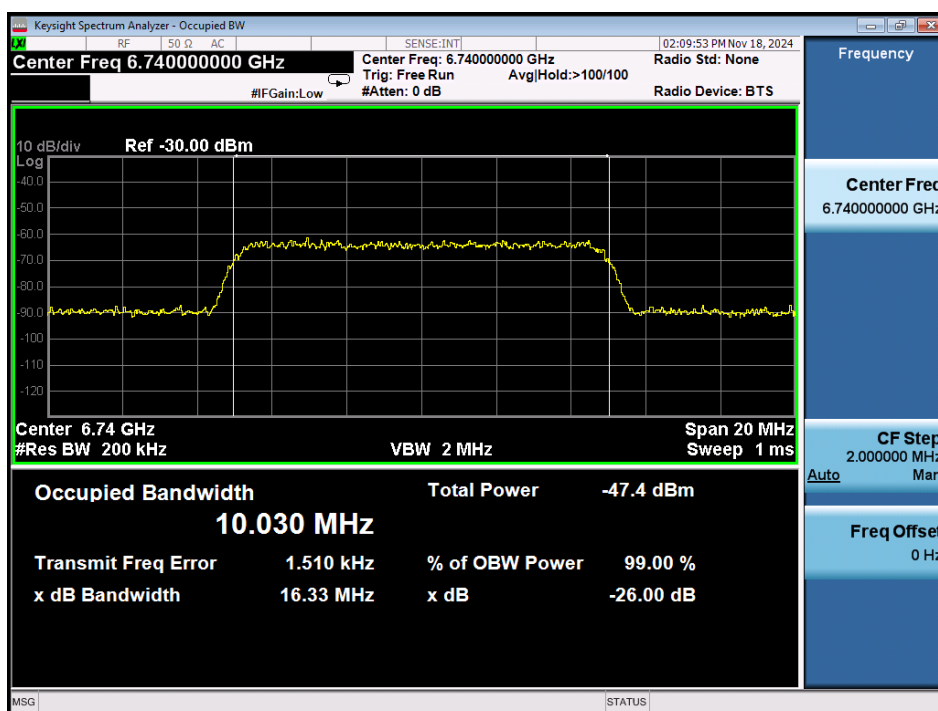
FCC ID: BCGA3268 IC: 579C-A3268	 MEASUREMENT REPORT (CERTIFICATION)		Approved by: Technical Manager
Test Report S/N: 1C2410210074-13-R1.BCG	Test Dates: 10/25/2024 - 1/6/2025	EUT Type: Tablet Device	Page 395 of 548

V 10.6 10/27/2023

Unless otherwise specified, no part of this report may be reproduced or utilized in any part, form or by any means, electronic or mechanical, including photocopying and microfilm, without permission in writing from Element Materials Technology. If you have any questions about this or have an enquiry about obtaining additional rights to this report or assembly of contents thereof, please contact ct.info@element.com.



Plot 7-963. AWGN Signal – UNII 7 – 160MHz – Mid

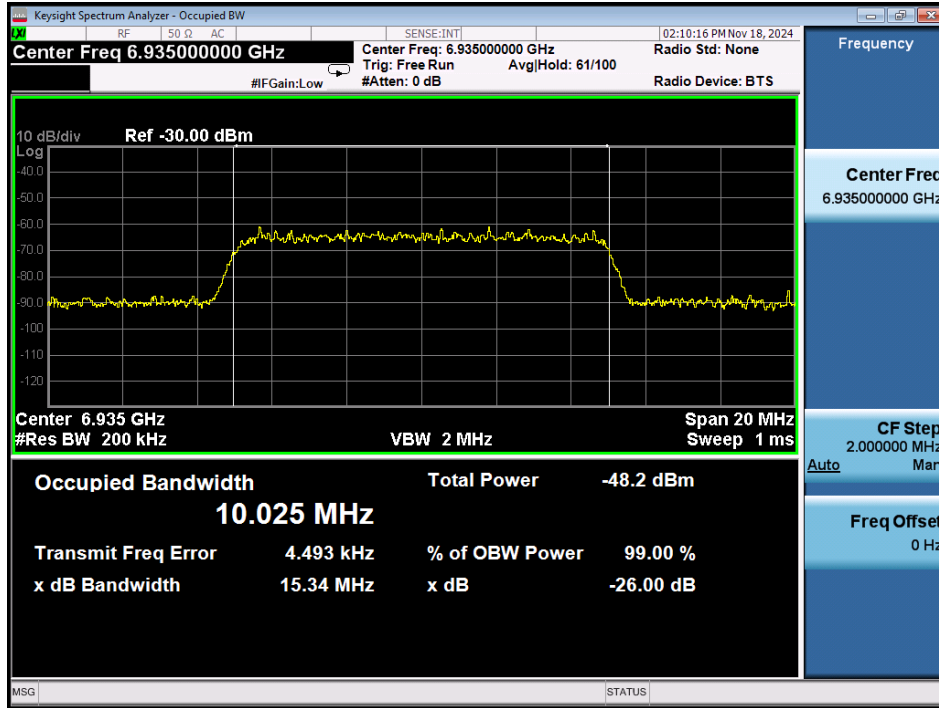


Plot 7-964. AWGN Signal – UNII 7 – 160MHz - High

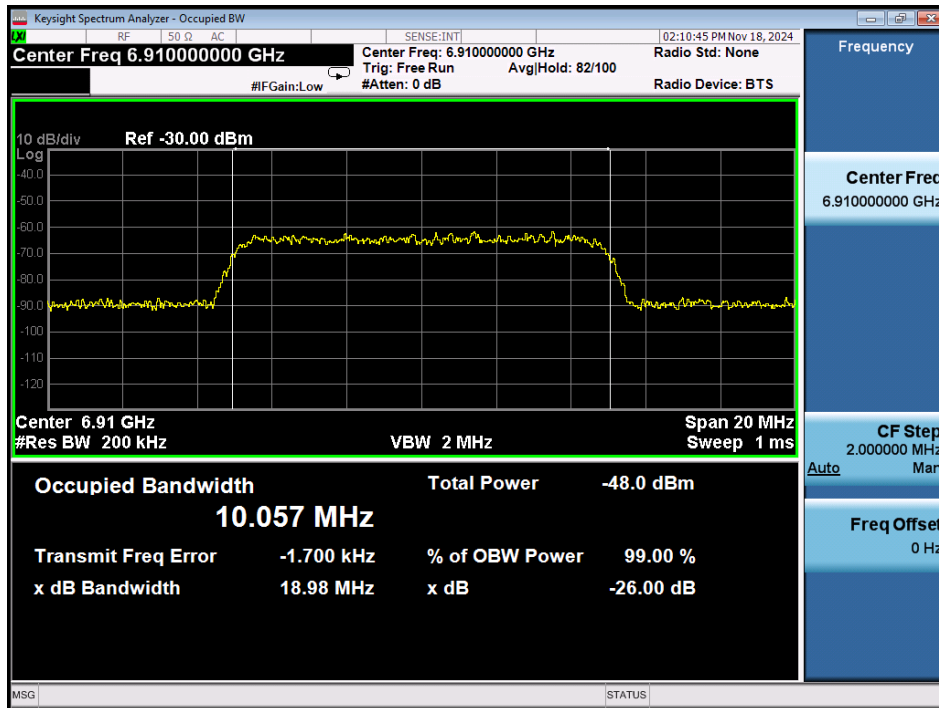
FCC ID: BCGA3268 IC: 579C-A3268		MEASUREMENT REPORT (CERTIFICATION)	Approved by: Technical Manager
Test Report S/N: 1C2410210074-13-R1.BCG	Test Dates: 10/25/2024 - 1/6/2025	EUT Type: Tablet Device	Page 396 of 548

V 10.6 10/27/2023

Unless otherwise specified, no part of this report may be reproduced or utilized in any part, form or by any means, electronic or mechanical, including photocopying and microfilm, without permission in writing from Element Materials Technology. If you have any questions about this or have an enquiry about obtaining additional rights to this report or assembly of contents thereof, please contact ct.info@element.com.

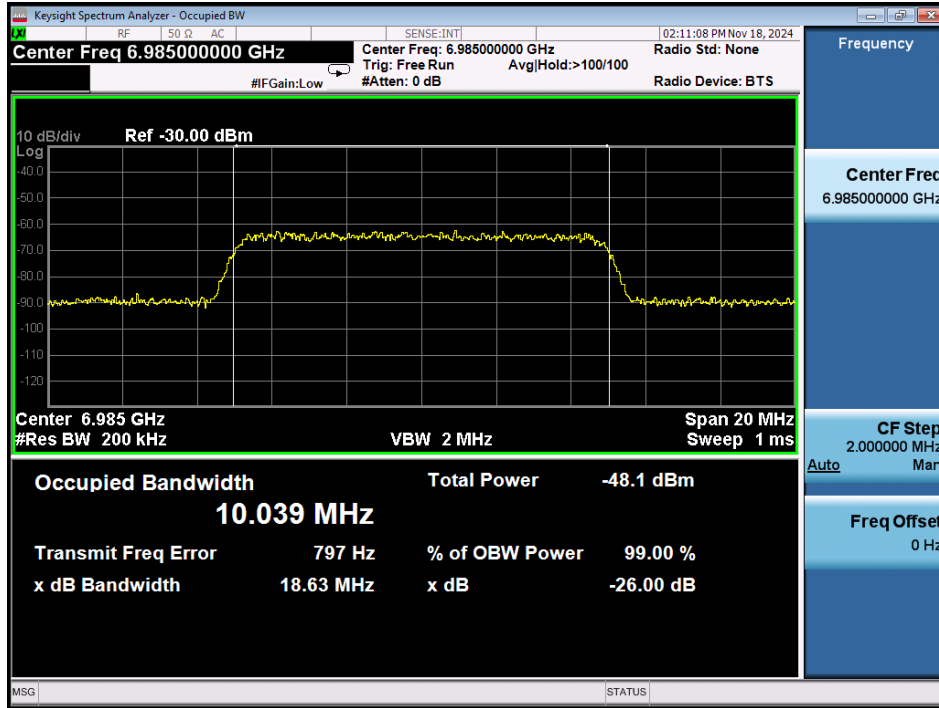


Plot 7-965. AWGN Signal – UNII 8 – 20MHz

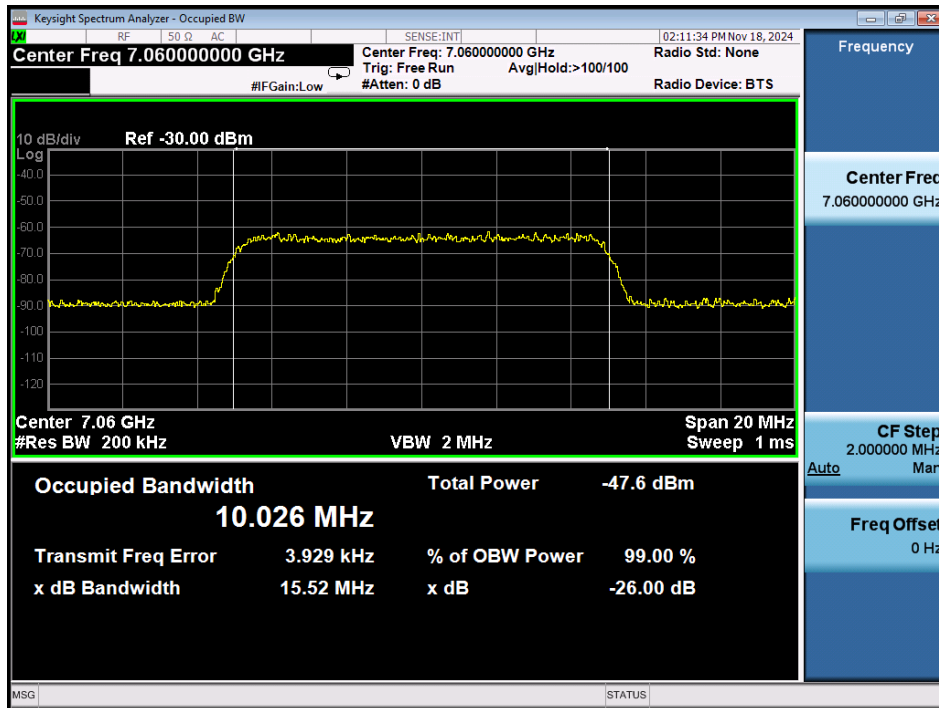


Plot 7-966. AWGN Signal – UNII 8 – 160MHz - Low

FCC ID: BCGA3268 IC: 579C-A3268		MEASUREMENT REPORT (CERTIFICATION)	Approved by: Technical Manager
Test Report S/N: 1C2410210074-13-R1.BCG	Test Dates: 10/25/2024 - 1/6/2025	EUT Type: Tablet Device	Page 397 of 548



Plot 7-967. AWGN Signal – UNII 8 – 160MHz – Mid



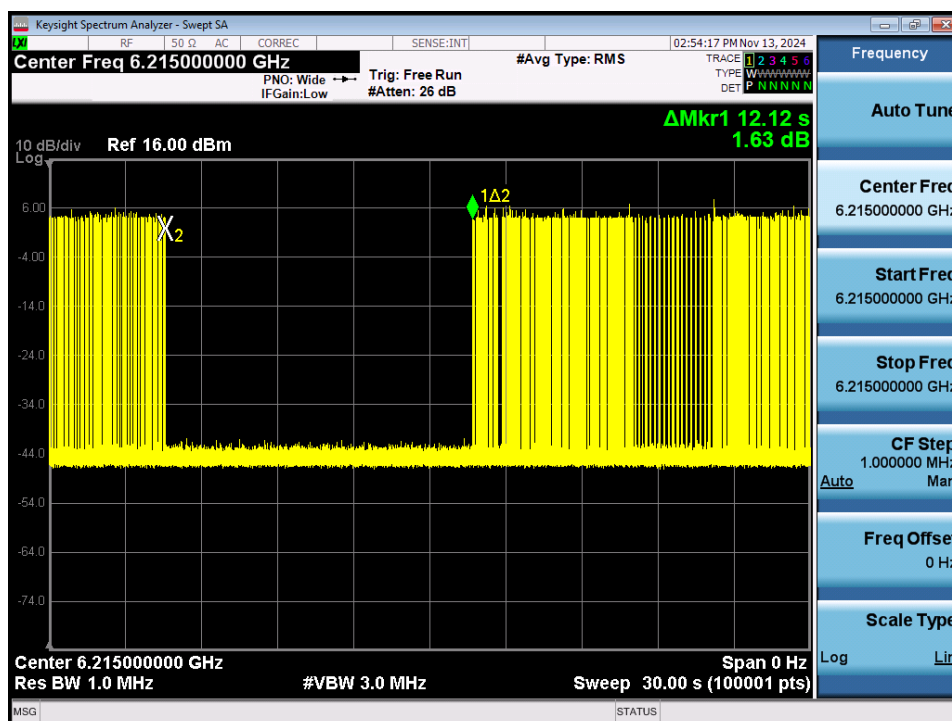
Plot 7-968. AWGN Signal – UNII 8 – 160MHz - High

FCC ID: BCGA3268 IC: 579C-A3268		MEASUREMENT REPORT (CERTIFICATION)	Approved by: Technical Manager
Test Report S/N: 1C2410210074-13-R1.BCG	Test Dates: 10/25/2024 - 1/6/2025	EUT Type: Tablet Device	Page 398 of 548

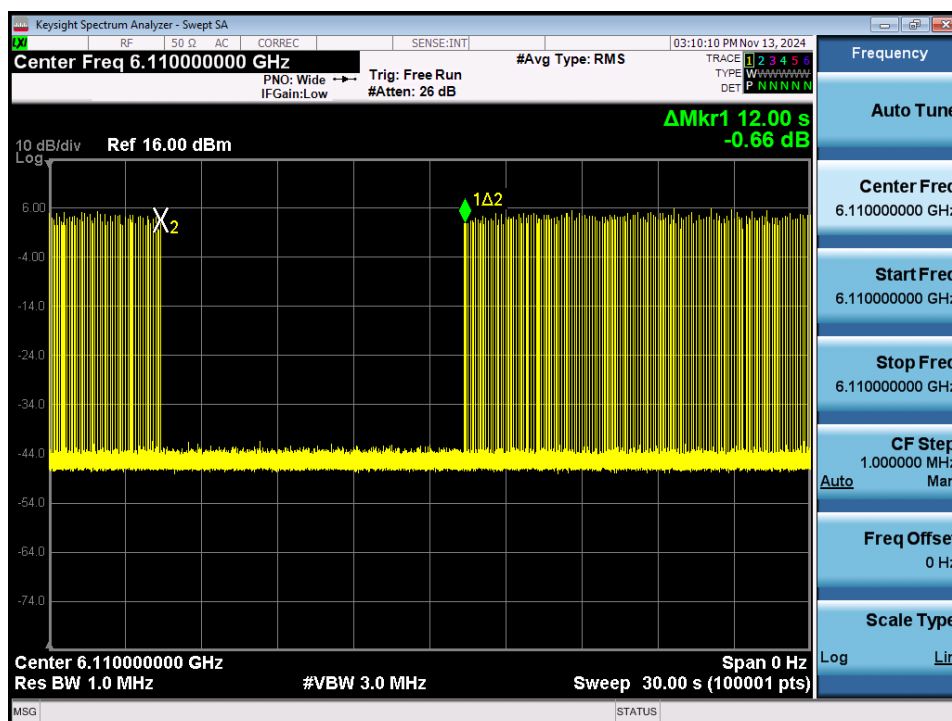
V 10.6 10/27/2023

Unless otherwise specified, no part of this report may be reproduced or utilized in any part, form or by any means, electronic or mechanical, including photocopying and microfilm, without permission in writing from Element Materials Technology. If you have any questions about this or have an enquiry about obtaining additional rights to this report or assembly of contents thereof, please contact ct.info@element.com.

Contention-Based Protocol Timing Plots



Plot 7-969. Contention Based Protocol Timing Plot – UNII 5 – 20MHz Channel 53

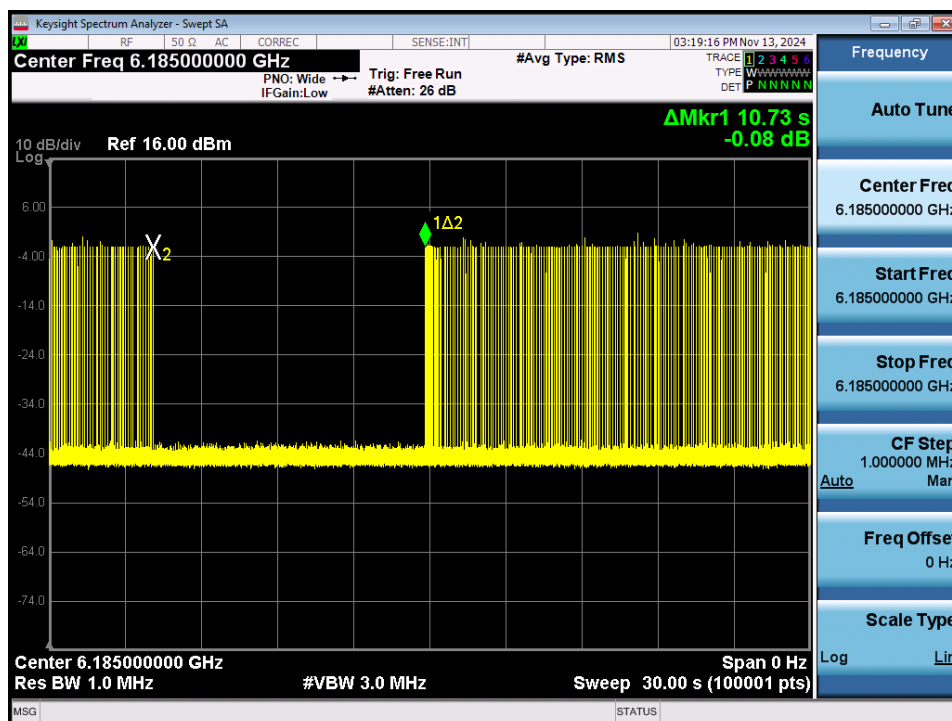


Plot 7-970. Contention Based Protocol Timing Plot – UNII 5 – 160MHz Channel 47 – Low

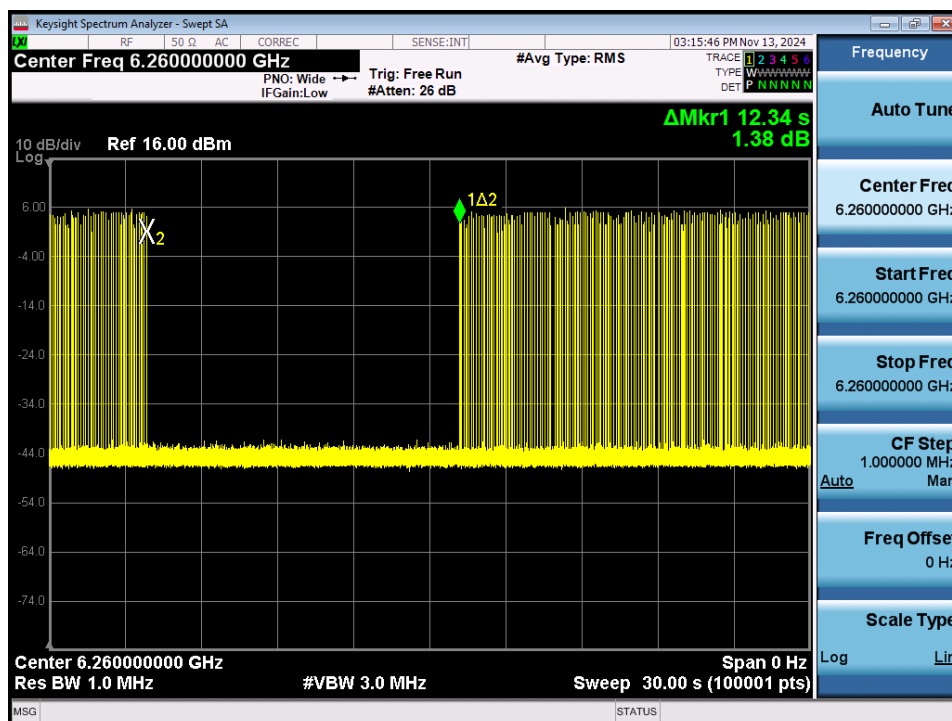
FCC ID: BCGA3268 IC: 579C-A3268		MEASUREMENT REPORT (CERTIFICATION)	Approved by: Technical Manager
Test Report S/N: 1C2410210074-13-R1.BCG	Test Dates: 10/25/2024 - 1/6/2025	EUT Type: Tablet Device	Page 399 of 548

V 10.6 10/27/2023

Unless otherwise specified, no part of this report may be reproduced or utilized in any part, form or by any means, electronic or mechanical, including photocopying and microfilm, without permission in writing from Element Materials Technology. If you have any questions about this or have an enquiry about obtaining additional rights to this report or assembly of contents thereof, please contact ct.info@element.com.



Plot 7-971. Contention Based Protocol Timing Plot –UNII 5 – 160MHz Channel 47 – Mid

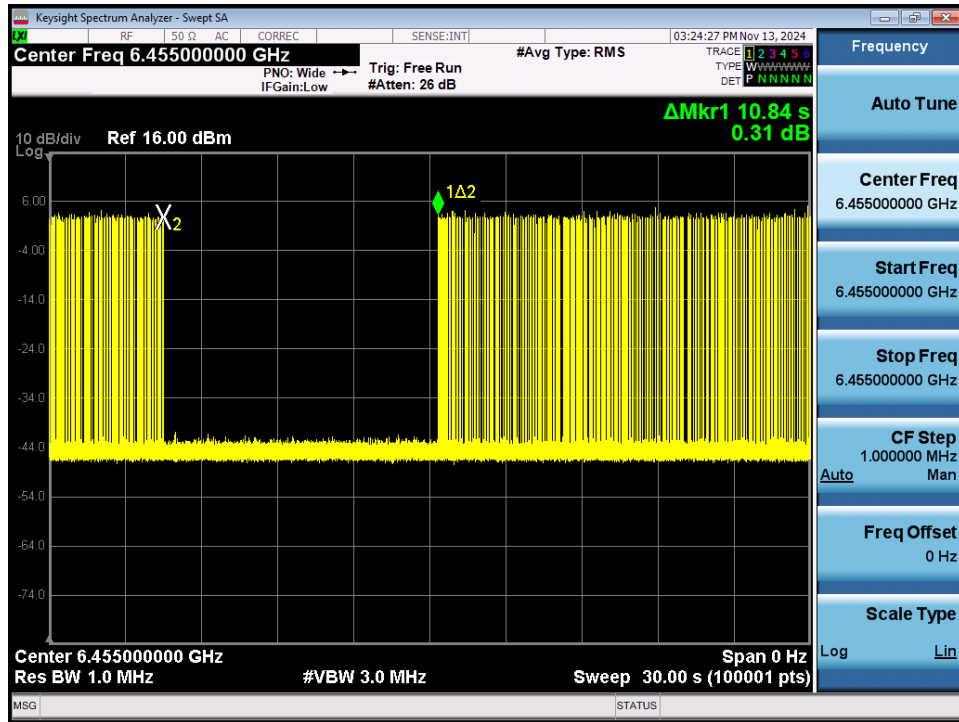


Plot 7-972. Contention Based Protocol Timing Plot – UNII 5 – 160MHz Channel 47 – High

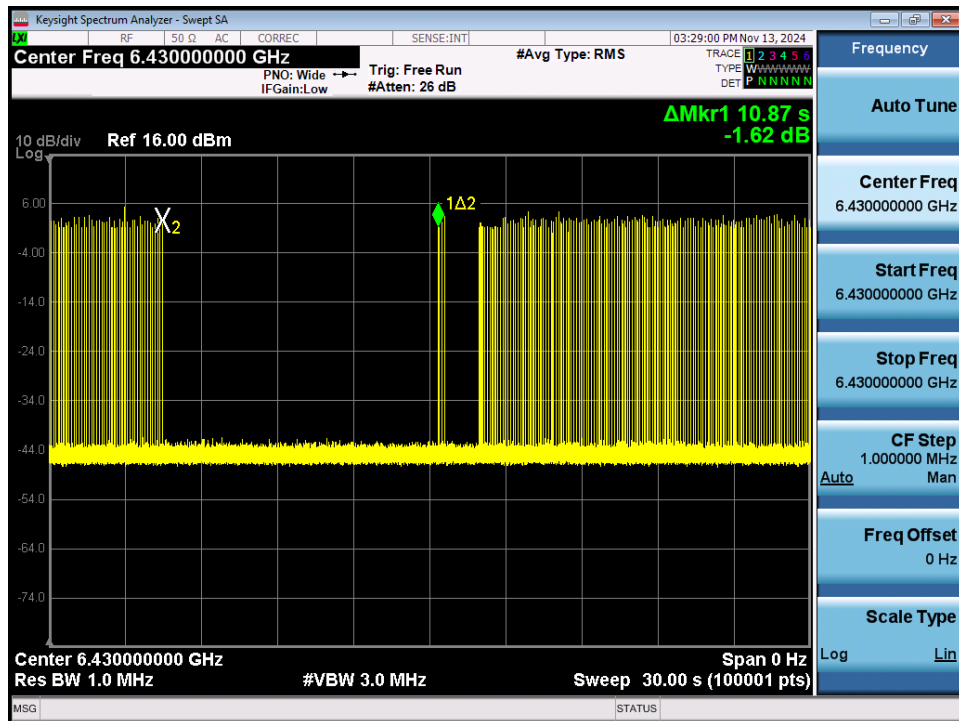
FCC ID: BCGA3268 IC: 579C-A3268	 MEASUREMENT REPORT (CERTIFICATION)		Approved by: Technical Manager
Test Report S/N: 1C2410210074-13-R1.BCG	Test Dates: 10/25/2024 - 1/6/2025	EUT Type: Tablet Device	Page 400 of 548

V 10.6 10/27/2023

Unless otherwise specified, no part of this report may be reproduced or utilized in any part, form or by any means, electronic or mechanical, including photocopying and microfilm, without permission in writing from Element Materials Technology. If you have any questions about this or have an enquiry about obtaining additional rights to this report or assembly of contents thereof, please contact ct.info@element.com.



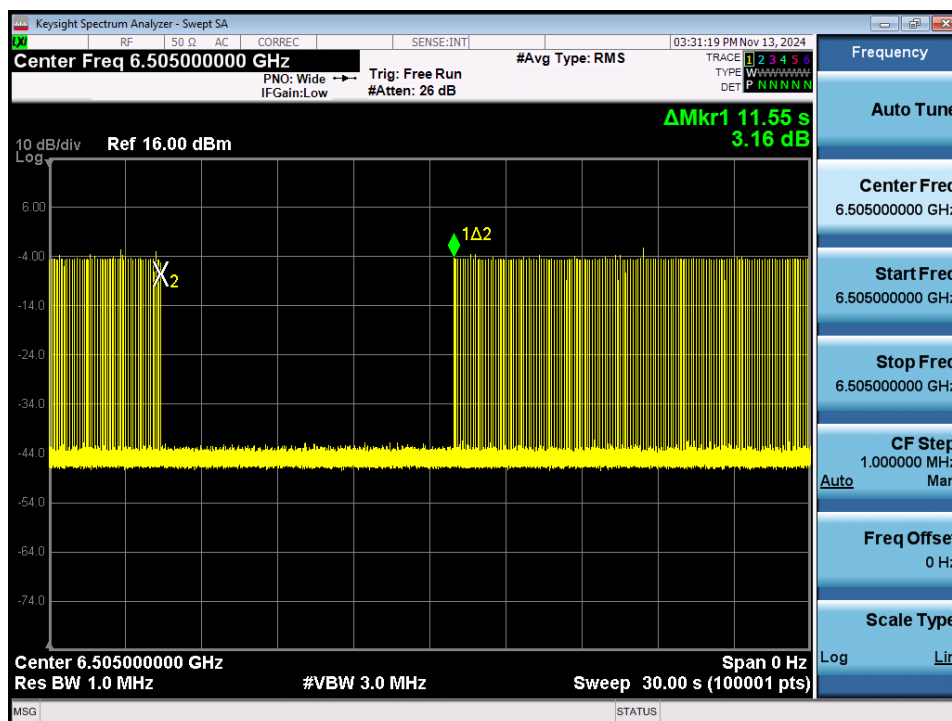
Plot 7-973. Contention Based Protocol Timing Plot – UNII 6 – 20MHz Channel 101



Plot 7-974. Contention Based Protocol Timing Plot – UNII 6 – 160MHz Channel 111 – Low

FCC ID: BCGA3268 IC: 579C-A3268	element	MEASUREMENT REPORT (CERTIFICATION)	Approved by: Technical Manager
Test Report S/N: 1C2410210074-13-R1.BCG	Test Dates: 10/25/2024 - 1/6/2025	EUT Type: Tablet Device	Page 401 of 548

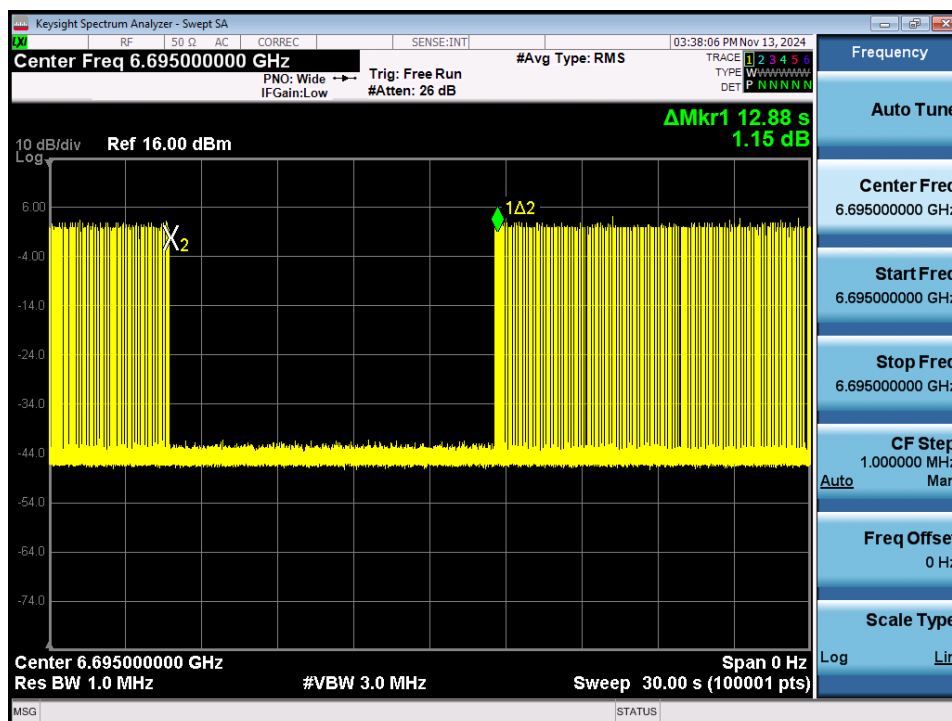
V 10.6 10/27/2023



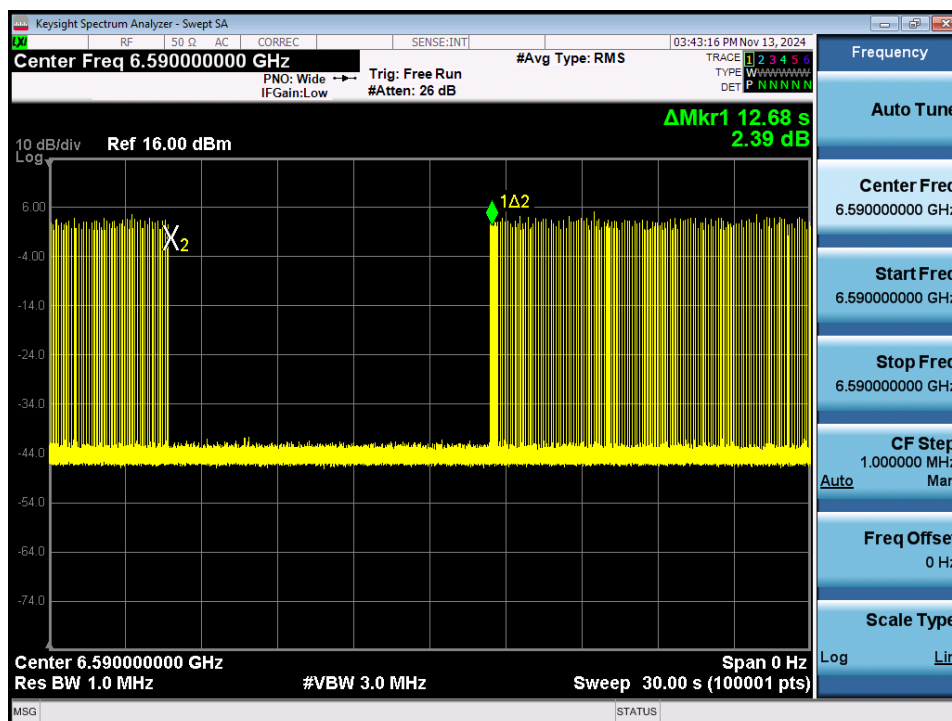
Plot 7-975. Contention Based Protocol Timing Plot – UNII 6 – 160MHz Channel 111 – Mid

Plot 7-976. Contention Based Protocol Timing Plot – UNII 6 – 160MHz Channel 111 – High

FCC ID: BCGA3268 IC: 579C-A3268	 MEASUREMENT REPORT (CERTIFICATION)		Approved by: Technical Manager
Test Report S/N: 1C2410210074-13-R1.BCG	Test Dates: 10/25/2024 - 1/6/2025	EUT Type: Tablet Device	Page 402 of 548



Plot 7-977. Contention Based Protocol Timing Plot – UNII 7 – 20MHz Channel 149

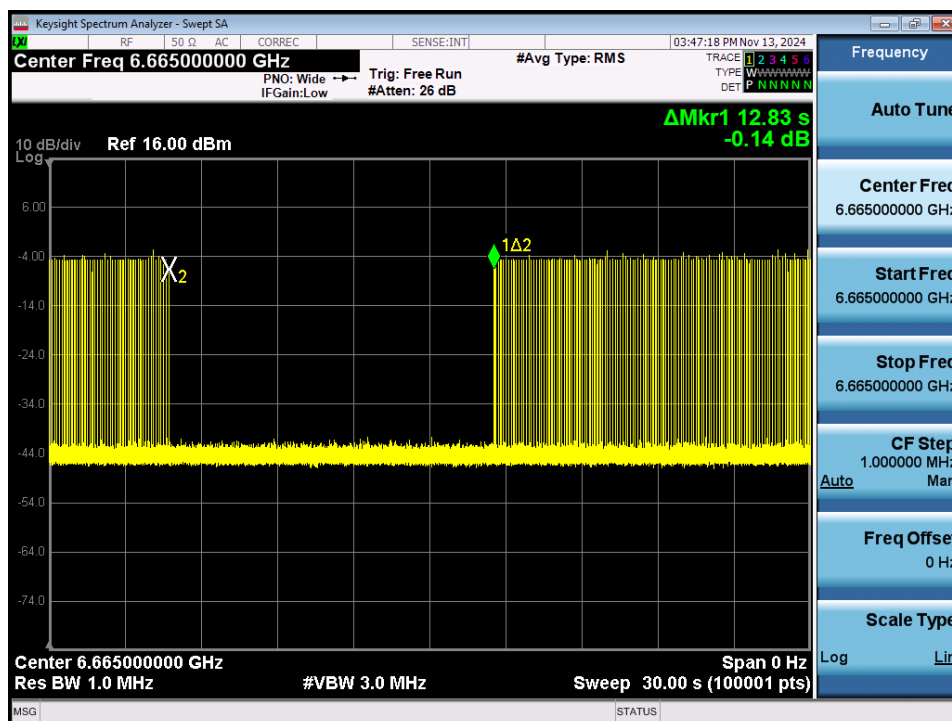


Plot 7-978. Contention Based Protocol Timing Plot – UNII 7 – 160MHz Channel 143 – Low

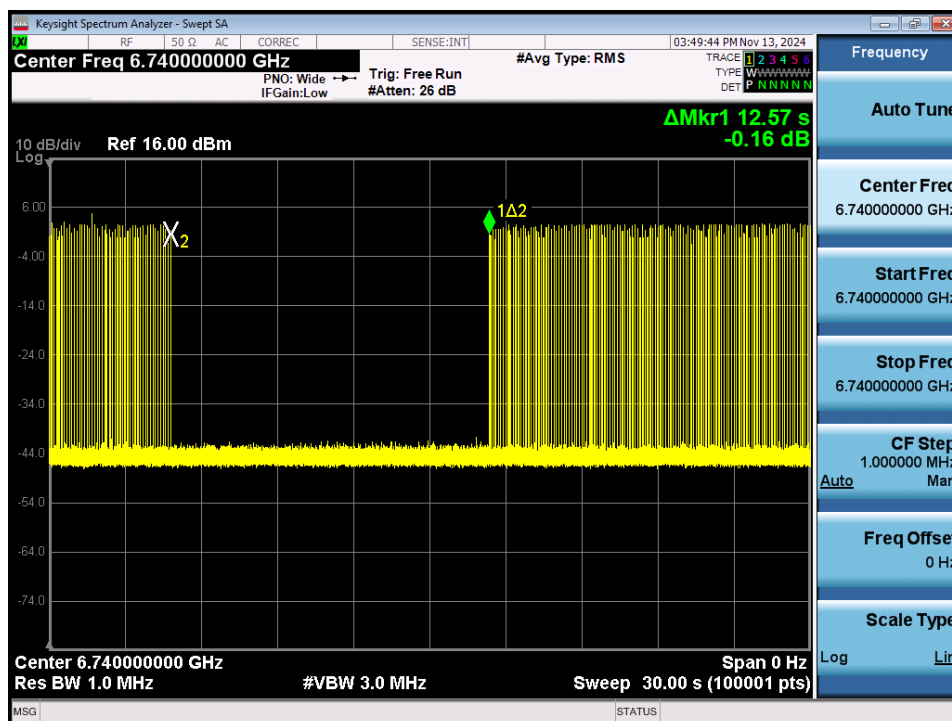
FCC ID: BCGA3268 IC: 579C-A3268	 MEASUREMENT REPORT (CERTIFICATION)		Approved by: Technical Manager
Test Report S/N: 1C2410210074-13-R1.BCG	Test Dates: 10/25/2024 - 1/6/2025	EUT Type: Tablet Device	Page 403 of 548

V 10.6 10/27/2023

Unless otherwise specified, no part of this report may be reproduced or utilized in any part, form or by any means, electronic or mechanical, including photocopying and microfilm, without permission in writing from Element Materials Technology. If you have any questions about this or have an enquiry about obtaining additional rights to this report or assembly of contents thereof, please contact ct.info@element.com.



Plot 7-979. Contention Based Protocol Timing Plot – UNII 7 – 160MHz Channel 143 – Mid

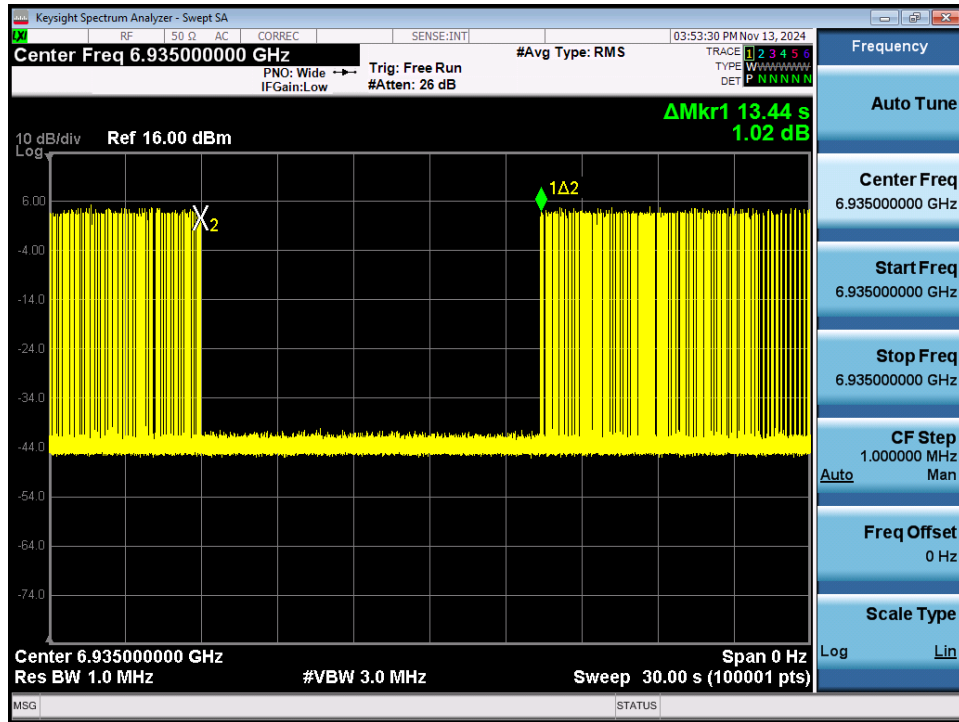


Plot 7-980. Contention Based Protocol Timing Plot – UNII 7 – 160MHz Channel 143 – High

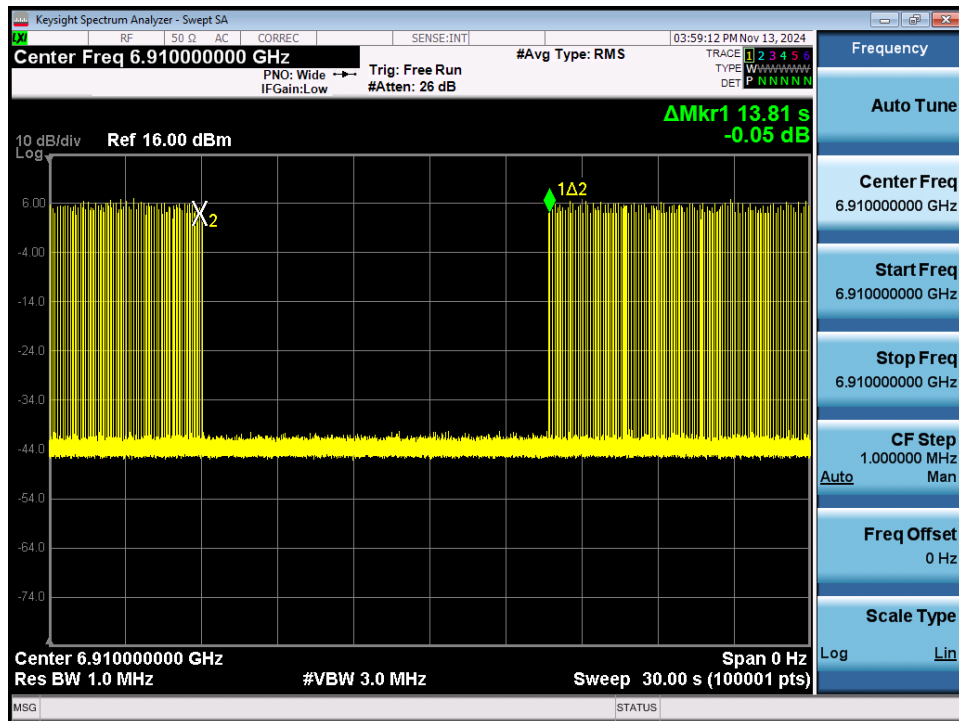
FCC ID: BCGA3268 IC: 579C-A3268	 MEASUREMENT REPORT (CERTIFICATION)		Approved by: Technical Manager
Test Report S/N: 1C2410210074-13-R1.BCG	Test Dates: 10/25/2024 - 1/6/2025	EUT Type: Tablet Device	Page 404 of 548

V 10.6 10/27/2023

Unless otherwise specified, no part of this report may be reproduced or utilized in any part, form or by any means, electronic or mechanical, including photocopying and microfilm, without permission in writing from Element Materials Technology. If you have any questions about this or have an enquiry about obtaining additional rights to this report or assembly of contents thereof, please contact ct.info@element.com.

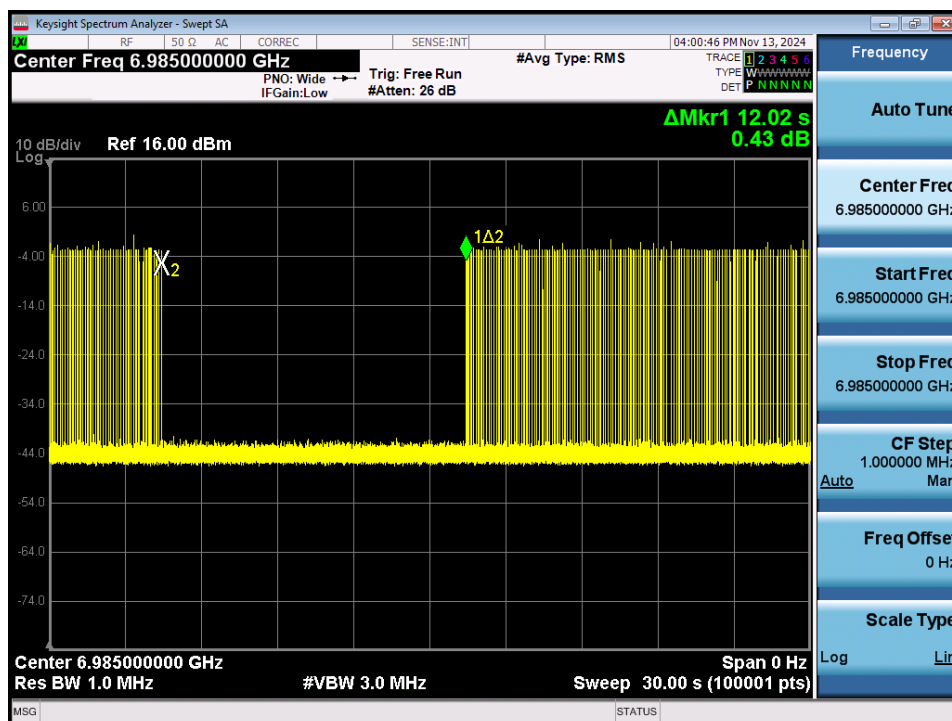


Plot 7-981. Contention Based Protocol Timing Plot – UNII 8 – 20MHz Channel 197

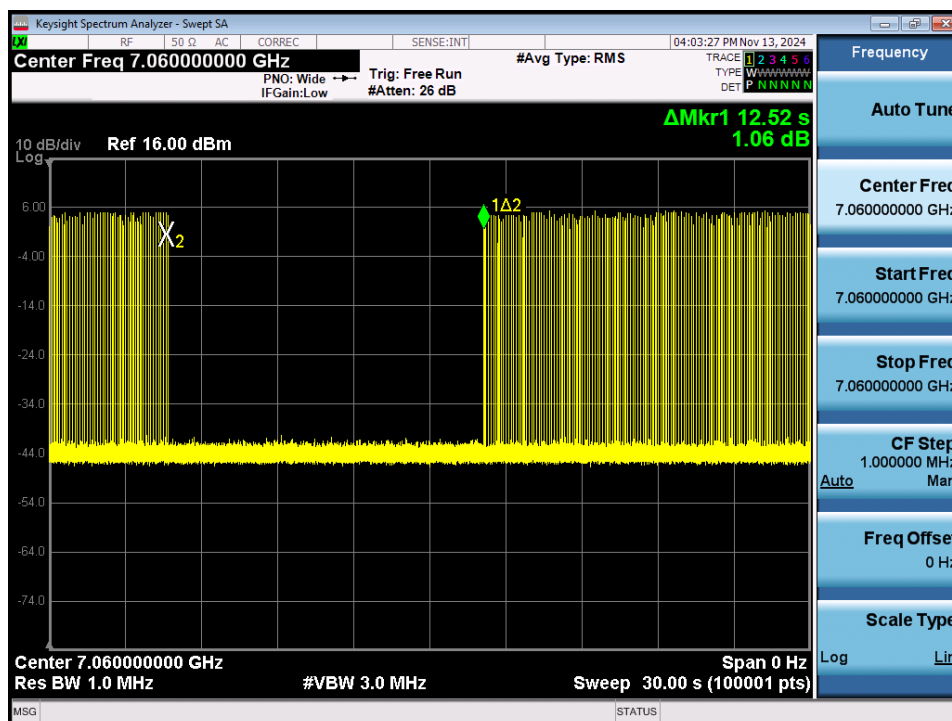


Plot 7-982. Contention Based Protocol Timing Plot – UNII 8 – 160MHz Channel 207 – Low

FCC ID: BCGA3268 IC: 579C-A3268	element	MEASUREMENT REPORT (CERTIFICATION)	Approved by: Technical Manager
Test Report S/N: 1C2410210074-13-R1.BCG	Test Dates: 10/25/2024 - 1/6/2025	EUT Type: Tablet Device	Page 405 of 548



Plot 7-983. Contention Based Protocol Timing Plot – UNII 8 – 160MHz Channel 207 – Mid



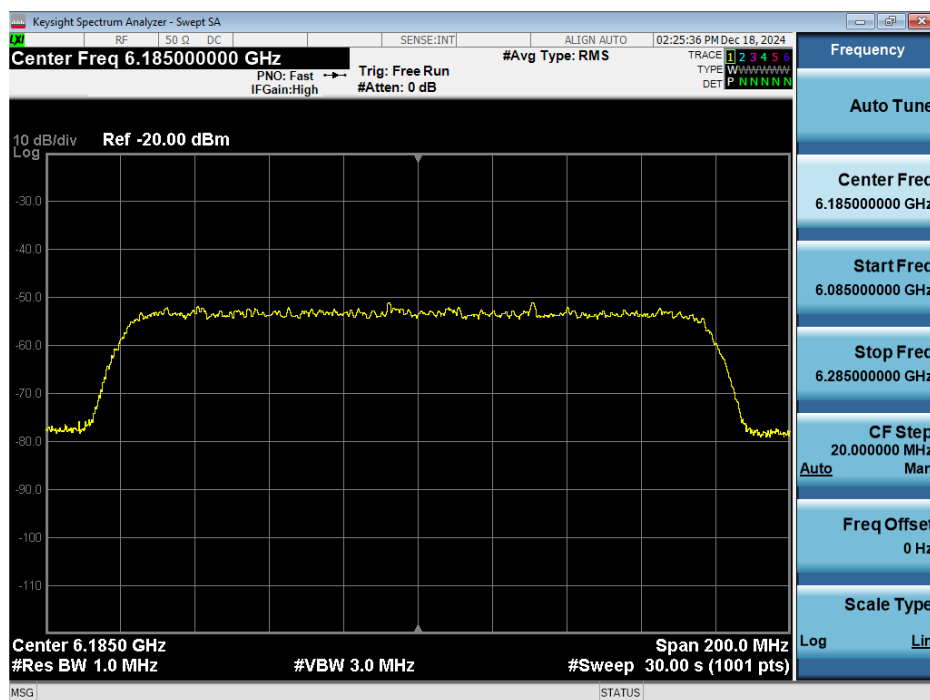
Plot 7-984. Contention Based Protocol Timing Plot – UNII 8 – 160MHz Channel 207 – High

FCC ID: BCGA3268 IC: 579C-A3268	 MEASUREMENT REPORT (CERTIFICATION)		Approved by: Technical Manager
Test Report S/N: 1C2410210074-13-R1.BCG	Test Dates: 10/25/2024 - 1/6/2025	EUT Type: Tablet Device	Page 406 of 548

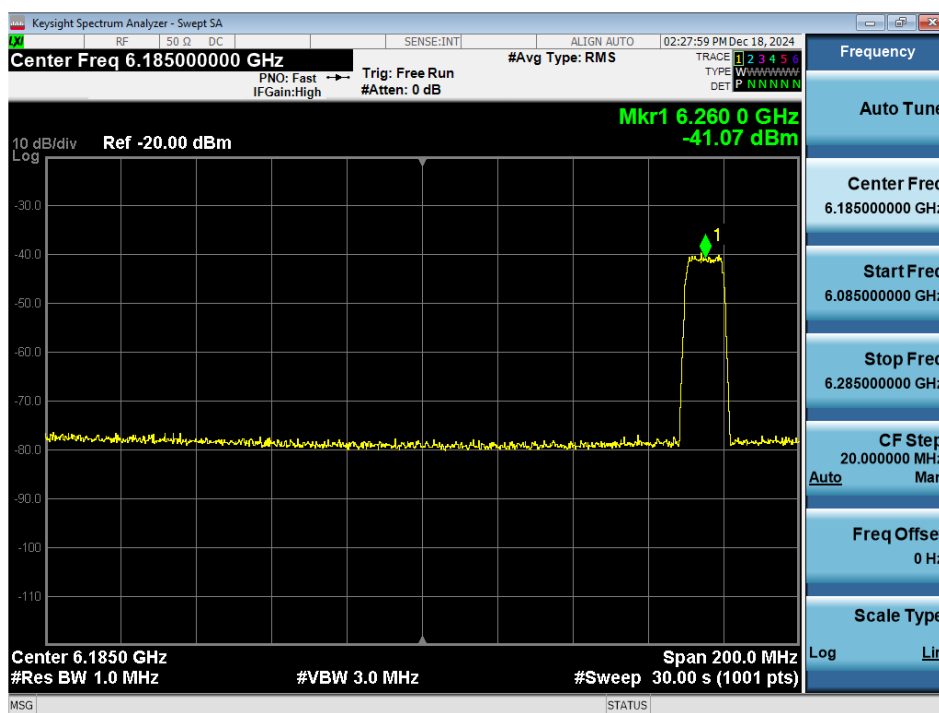
V 10.6 10/27/2023

Unless otherwise specified, no part of this report may be reproduced or utilized in any part, form or by any means, electronic or mechanical, including photocopying and microfilm, without permission in writing from Element Materials Technology. If you have any questions about this or have an enquiry about obtaining additional rights to this report or assembly of contents thereof, please contact ct.info@element.com.

CBP Bandwidth Reduction Plots



Plot 7-985. 160MHz Bandwidth, Before AWGN Signal Injected – Channel 47

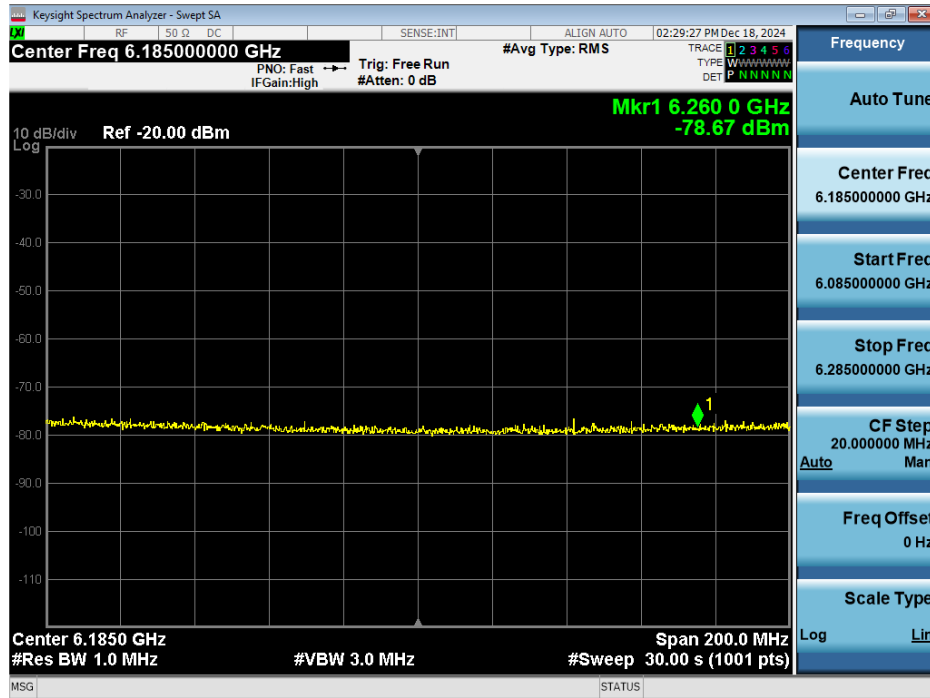


Plot 7-986. 160MHz Bandwidth, AWGN Signal Injected at Low End – Channel 47

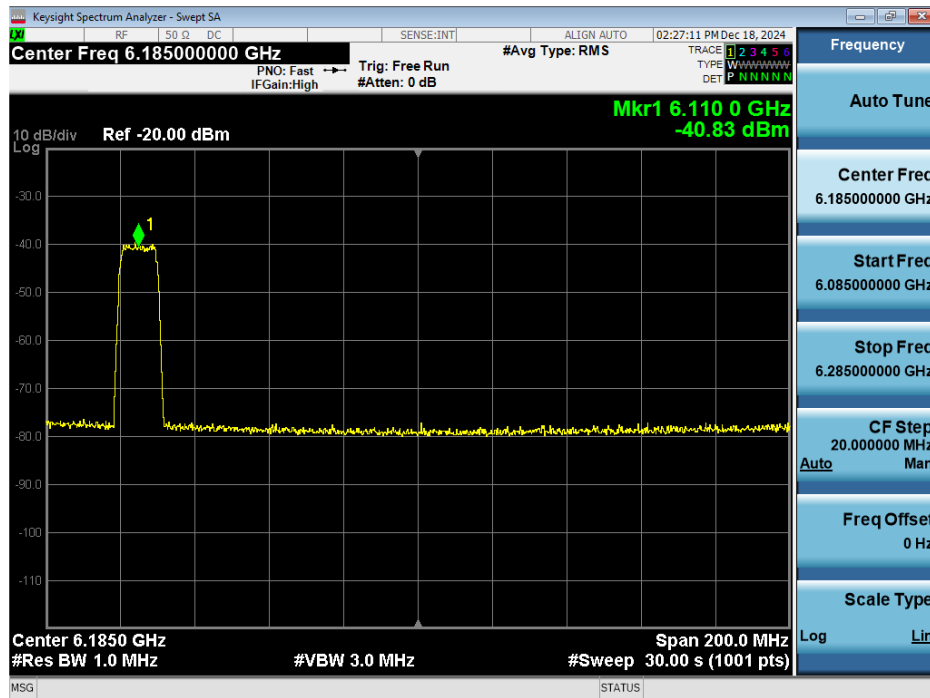
FCC ID: BCGA3268 IC: 579C-A3268		MEASUREMENT REPORT (CERTIFICATION)	Approved by: Technical Manager
Test Report S/N: 1C2410210074-13-R1.BCG	Test Dates: 10/25/2024 - 1/6/2025	EUT Type: Tablet Device	Page 407 of 548

V 10.6 10/27/2023

Unless otherwise specified, no part of this report may be reproduced or utilized in any part, form or by any means, electronic or mechanical, including photocopying and microfilm, without permission in writing from Element Materials Technology. If you have any questions about this or have an enquiry about obtaining additional rights to this report or assembly of contents thereof, please contact ct.info@element.com.



Plot 7-987. 160MHz Bandwidth, AWGN Signal Injected at Center – Channel 47



Plot 7-988. 160MHz Bandwidth, AWGN Signal Injected at High End – Channel 47

FCC ID: BCGA3268 IC: 579C-A3268	 MEASUREMENT REPORT (CERTIFICATION)		Approved by: Technical Manager
Test Report S/N: 1C2410210074-13-R1.BCG	Test Dates: 10/25/2024 - 1/6/2025	EUT Type: Tablet Device	Page 408 of 548

V 10.6 10/27/2023

7.7 Radiated Spurious Emissions – Above 1GHz

§15.407(b) §15.205 §15.209; RSS-Gen [8.9]

Test Overview and Limit

All out of band radiated spurious emissions are measured with a spectrum analyzer connected to a receive antenna while the EUT is operating at its maximum duty cycle, at its maximum power control level, as defined in ANSI C63.10-2020 and KDB 789033 D02 v02r01, and at the appropriate frequencies. All channels, modes (e.g. RU26, RU52, RU106, RU242, RU484, RU996 and RU996x2) and modulations/data rates were investigated among all UNII bands. Only the radiated emissions of the configuration that produced the worst case emissions are reported in this section.

For transmitters operating in the 5.925-7.125 GHz band: All emissions outside of the 5.925-7.125 GHz band shall not exceed an EIRP of -27 dBm/MHz. Emissions found in a restricted band are subject to the limits of 15.209 and RSS-Gen (8.9) as shown in the table below.

Frequency	Field Strength [$\mu\text{V/m}$]	Measured Distance [Meters]
Above 960.0 MHz	500	3

Table 7-200. Radiated Limits

Test Procedures Used

ANSI C63.10-2020 – Sections 12.7.7, 12.7.6

KDB 789033 D02 v02r01 – Section G

Test Settings

Average Field Strength Measurements

1. Analyzer center frequency was set to the frequency of the radiated spurious emission of interest
2. RBW = 1MHz
3. VBW = 3MHz
4. Detector = power average (RMS)
5. Number of measurement points = 1001 (Number of points must be $\geq 2 \times \text{span/RBW}$)
6. Averaging type = power (RMS)
7. Sweep time = auto couple
8. Trace was averaged over 100 sweeps

Peak Field Strength Measurements

1. Analyzer center frequency was set to the frequency of the radiated spurious emission of interest
2. RBW = 1MHz
3. VBW = 3MHz
4. Detector = peak
5. Sweep time = auto couple
6. Trace mode = max hold
7. Trace was allowed to stabilize

FCC ID: BCGA3268 IC: 579C-A3268		MEASUREMENT REPORT (CERTIFICATION)	Approved by: Technical Manager
Test Report S/N: 1C2410210074-13-R1.BCG	Test Dates: 10/25/2024 - 1/6/2025	EUT Type: Tablet Device	Page 409 of 548

V 10.6 10/27/2023

Test Setup

The EUT and measurement equipment were set up as shown in the diagram below.

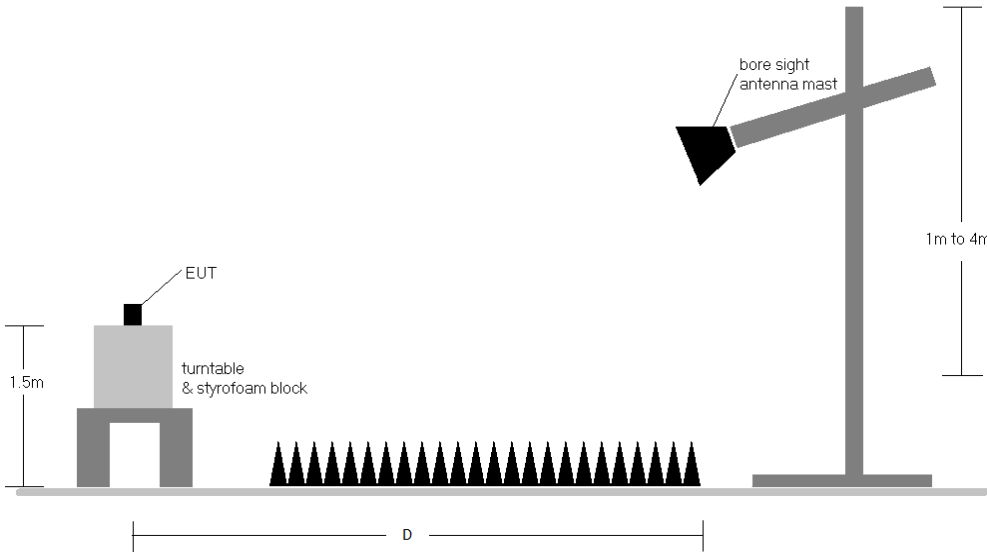



Figure 7-5. Test Instrument & Measurement Setup

FCC ID: BCGA3268 IC: 579C-A3268	 MEASUREMENT REPORT (CERTIFICATION)		Approved by: Technical Manager
Test Report S/N: 1C2410210074-13-R1.BCG	Test Dates: 10/25/2024 - 1/6/2025	EUT Type: Tablet Device	Page 410 of 548

V 10.6 10/27/2023

Test Notes

1. All emissions that lie in the restricted bands (denoted by a * next to the frequency) specified in §15.205 and section 8.10 of RSS-Gen are below the limit shown in Table 7-200.
2. All spurious emissions lying in restricted bands specified in §15.205 and Section 8.10 of RSS-Gen are below the limit shown in Table 7-200. All spurious emissions that do not lie in a restricted band are subject to a limit of -27dBm/MHz. At a distance of 3 meters, the field strength limit in dB μ V/m can be determined by adding a “conversion” factor of 95.2dB to the EIRP limit of -27dBm/MHz to obtain the limit for out of band spurious emissions of 68.2dB μ V/m.
3. The antenna is manipulated through typical positions, polarity and length during the tests. The EUT is manipulated through three orthogonal planes.
4. The spectrum is measured from 9kHz to the 10th harmonic of the fundamental frequency of the transmitter using CISPR quasi peak detector below 1GHz. Above 1 GHz, average and peak measurements were taken using linearly polarized horn antennas.
5. D is the measurement test distance and emissions 1-18GHz were measured at a 3 meters test distance while emissions above 18GHz were measured at a 1 meter test distance with the application of a distance correction factor.
6. The wide spectrum spurious emissions plots shown on the following pages are used only for the purpose of emission identification. Any emissions found to be within 20dB of the limit are fully investigated and the results are shown in this section.
7. All data rates and antenna configurations were investigated and only the worse case is reported
8. The unit was tested with all possible modes and only the highest emission is reported.
9. The “-” shown in the following RSE tables are used to denote a noise floor measurement.
10. All radiated measurements were tested at the highest supported power setting per band.

Sample Calculations

Determining Spurious Emissions Levels

- Field Strength Level [dB μ V/m] = Analyzer Level [dBm] + 107 + AFCL [dB/m]
- AFCL [dB/m] = Antenna Factor [dB/m] + Cable Loss [dB] – Preamplifier Gain [dB]
- Margin [dB] = Field Strength Level [dB μ V/m] – Limit [dB μ V/m]

Radiated Band Edge Measurement Offset

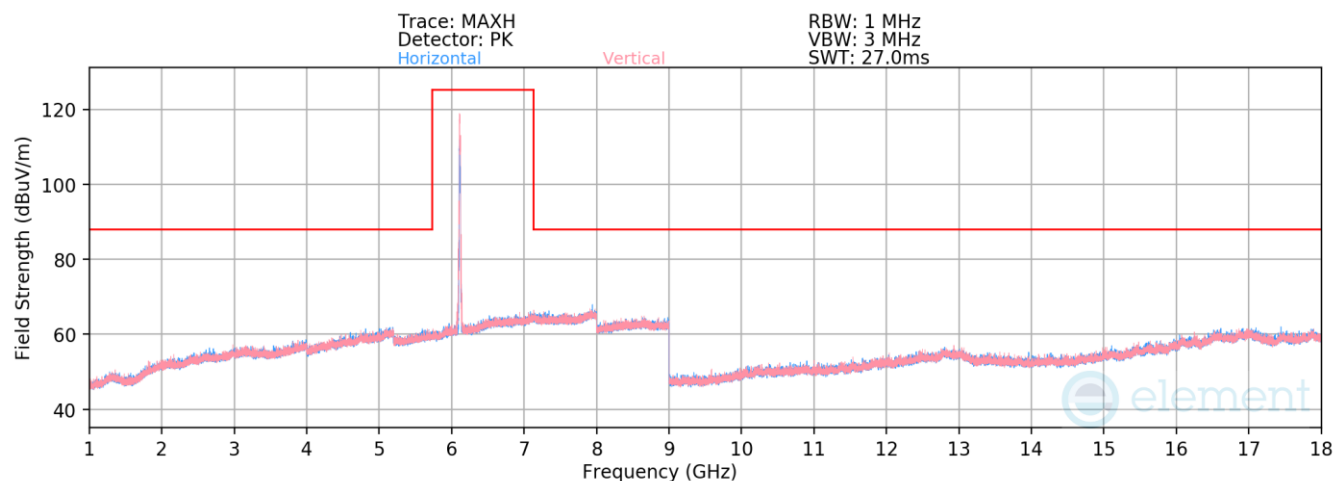
- The amplitude offset shown in the radiated restricted band edge plots in Section 7.7.3 to 7.7.22 was calculated using the formula:
Offset (dB) = (Antenna Factor + Cable Loss + Attenuator) – Preamplifier Gain

FCC ID: BCGA3268 IC: 579C-A3268		MEASUREMENT REPORT (CERTIFICATION)	Approved by: Technical Manager
Test Report S/N: 1C2410210074-13-R1.BCG	Test Dates: 10/25/2024 - 1/6/2025	EUT Type: Tablet Device	Page 411 of 548

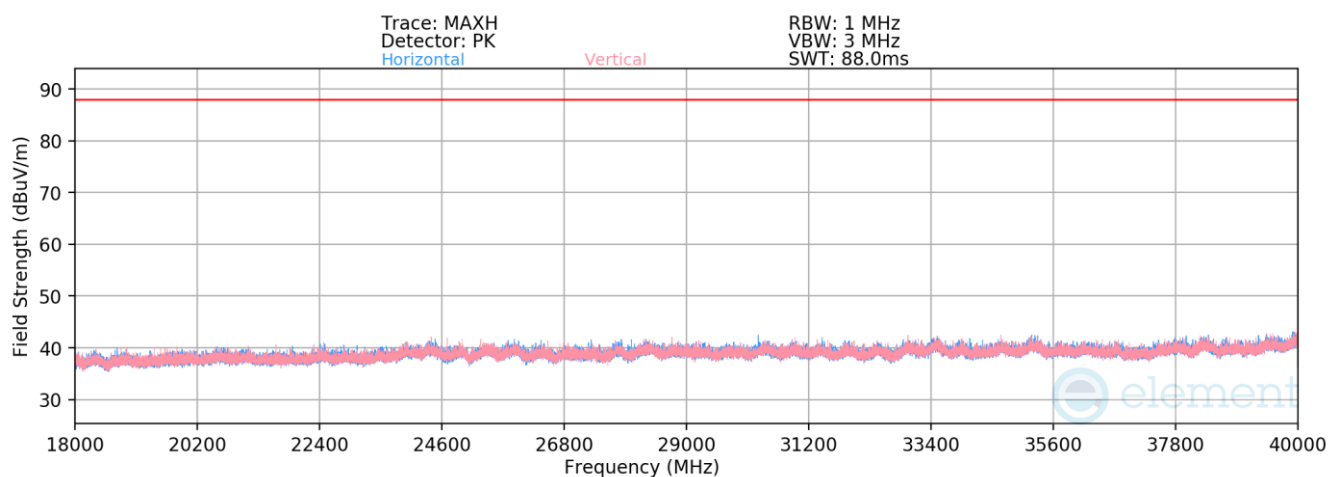
V 10.6 10/27/2023

7.7.1 SDM Primary Radiated Spurious Emission

RU26



Plot 7-989. Radiated Spurious Emissions above 1GHz SDM Primary (802.11ax – Ch. 1 – RU26)



Plot 7-990. Radiated Spurious Emissions 18-40GHz SDM Primary (802.11ax – Ch. 1 – RU26)

FCC ID: BCGA3268 IC: 579C-A3268		MEASUREMENT REPORT (CERTIFICATION)	Approved by: Technical Manager
Test Report S/N: 1C2410210074-13-R1.BCG	Test Dates: 10/25/2024 - 1/6/2025	EUT Type: Tablet Device	Page 412 of 548

V 10.6 10/27/2023

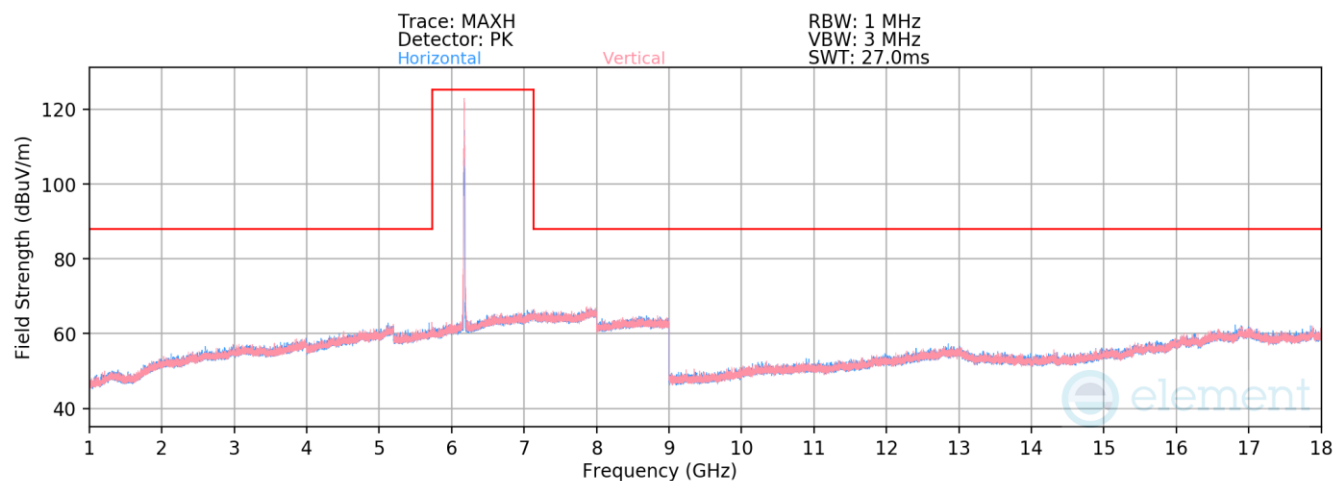
Mode: 802.11ax
 Data Rate: MCS0
 Distance of Measurements: 3 Meters
 Operating Frequency: 5955MHz
 Channel: 1

	Frequency [MHz]	Detector	Ant. Pol. [H/V]	Antenna Height [cm]	Turntable Azimuth [degree]	Analyzer Level [dBm]	AFCL [dB/m]	Field Strength [dBμV/m]	Limit [dBμV/m]	Margin [dB]
*	11910.00	Average	V	-	-	-86.15	21.24	42.09	53.98	-11.89
*	11910.00	Peak	V	-	-	-74.27	20.87	53.60	73.98	-20.38
*	17865.00	Average	H	-	-	-88.73	28.68	46.95	53.98	-7.03
*	17865.00	Peak	H	-	-	-77.89	28.68	57.79	73.98	-16.19

Table 7-201. Radiated Spurious Emission Measurements SDM Primary – RU26

FCC ID: BCGA3268 IC: 579C-A3268		MEASUREMENT REPORT (CERTIFICATION)	Approved by: Technical Manager
Test Report S/N: 1C2410210074-13-R1.BCG	Test Dates: 10/25/2024 - 1/6/2025	EUT Type: Tablet Device	Page 413 of 548

V 10.6 10/27/2023



Plot 7-991. Radiated Spurious Emissions above 1GHz SDM Primary (802.11ax – Ch. 45 – RU26)

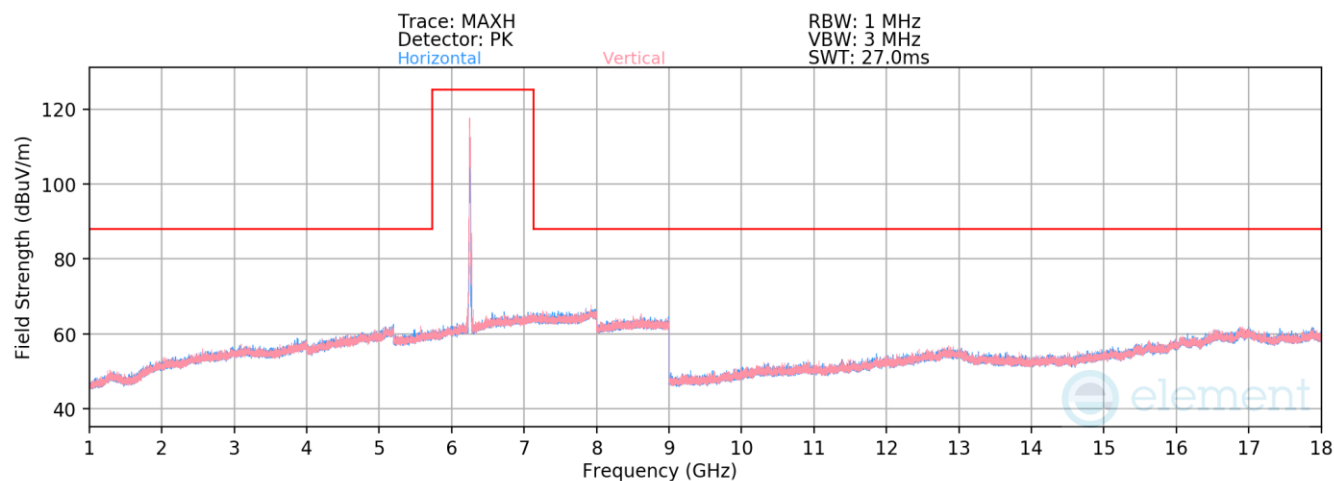
Mode: 802.11ax
Data Rate: MCS0
Distance of Measurements: 3 Meters
Operating Frequency: 6175MHz
Channel: 45

	Frequency [MHz]	Detector	Ant. Pol. [H/V]	Antenna Height [cm]	Turntable Azimuth [degree]	Analyzer Level [dBm]	AFCL [dB/m]	Field Strength [dBμV/m]	Limit [dBμV/m]	Margin [dB]
*	12350.00	Average	V	-	-	-85.04	20.94	42.90	53.98	-11.08
*	12350.00	Peak	V	-	-	-73.59	20.94	54.36	73.98	-19.62

Table 7-202. Radiated Spurious Emission Measurements SDM – RU26

FCC ID: BCGA3268 IC: 579C-A3268		MEASUREMENT REPORT (CERTIFICATION)	Approved by: Technical Manager
Test Report S/N: 1C2410210074-13-R1.BCG	Test Dates: 10/25/2024 - 1/6/2025	EUT Type: Tablet Device	Page 414 of 548

V 10.6 10/27/2023



Plot 7-992. Radiated Spurious Emissions above 1GHz SDM Primary (802.11ax – Ch. 93 – RU26)

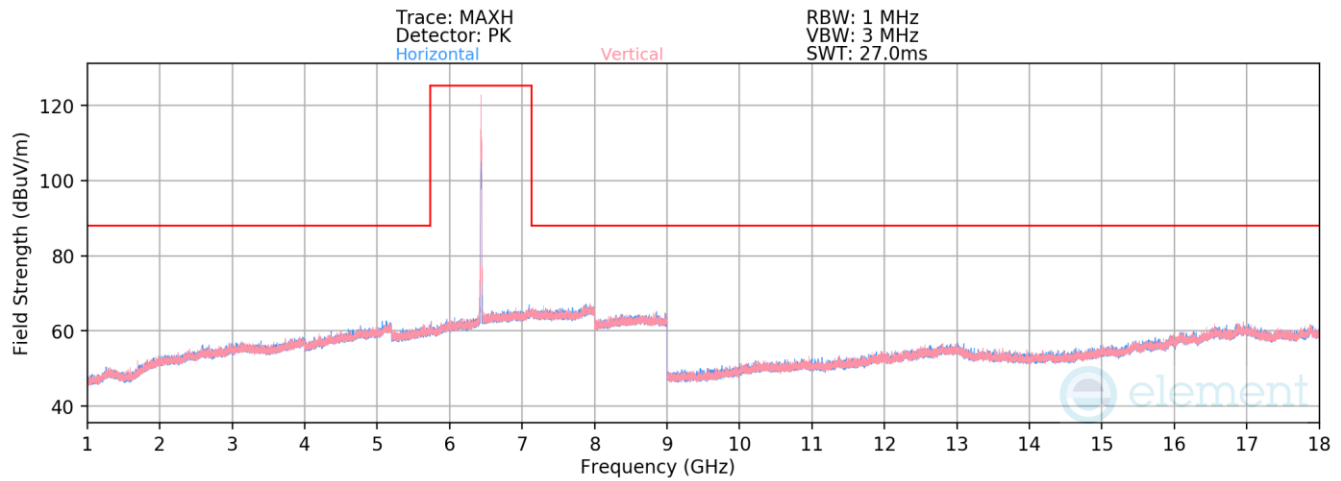
Mode: 802.11ax
Data Rate: MCS0
Distance of Measurements: 3 Meters
Operating Frequency: 6415MHz
Channel: 93

Frequency [MHz]	Detector	Ant. Pol. [H/V]	Antenna Height [cm]	Turntable Azimuth [degree]	Analyzer Level [dBm]	AFCL [dB/m]	Field Strength [dBuV/m]	Limit [dBuV/m]	Margin [dB]
12830.00	Average	V	-	-	-85.44	22.27	43.83	68.23	-24.40
12830.00	Peak	V	-	-	-73.61	21.79	55.18	88.23	-33.05

Table 7-203. Radiated Spurious Emission Measurements SDM Primary – RU26

FCC ID: BCGA3268 IC: 579C-A3268		MEASUREMENT REPORT (CERTIFICATION)	Approved by: Technical Manager
Test Report S/N: 1C2410210074-13-R1.BCG	Test Dates: 10/25/2024 - 1/6/2025	EUT Type: Tablet Device	Page 415 of 548

V 10.6 10/27/2023



Plot 7-993. Radiated Spurious Emissions above 1GHz SDM Primary (802.11ax – Ch. 97 – RU26)

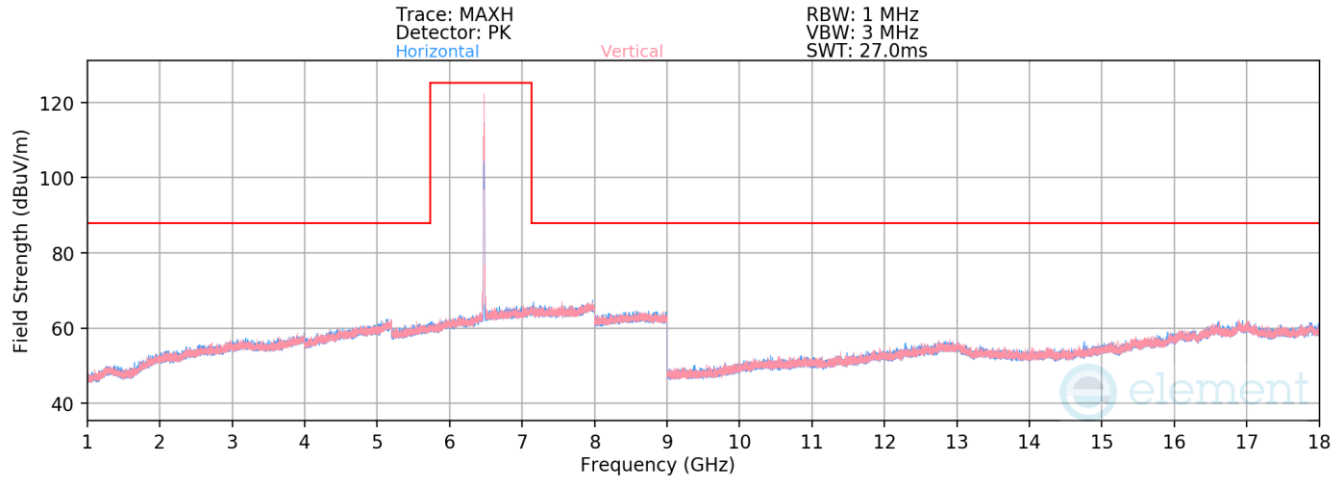
Mode: 802.11ax
Data Rate: MCS0
Distance of Measurements: 3 Meters
Operating Frequency: 6435MHz
Channel: 97

Frequency [MHz]	Detector	Ant. Pol. [H/V]	Antenna Height [cm]	Turntable Azimuth [degree]	Analyzer Level [dBm]	AFCL [dB/m]	Field Strength [dBuV/m]	Limit [dBuV/m]	Margin [dB]
12870.00	Average	V	-	-	-84.79	21.85	44.07	68.23	-24.16
12870.00	Peak	V	-	-	-73.00	21.65	55.65	88.23	-32.58

Table 7-204. Radiated Spurious Emission Measurements SDM – RU26

FCC ID: BCGA3268 IC: 579C-A3268		MEASUREMENT REPORT (CERTIFICATION)	Approved by: Technical Manager
Test Report S/N: 1C2410210074-13-R1.BCG	Test Dates: 10/25/2024 - 1/6/2025	EUT Type: Tablet Device	Page 416 of 548

V 10.6 10/27/2023



Plot 7-994. Radiated Spurious Emissions above 1GHz SDM Primary (802.11ax – Ch. 105 – RU26)

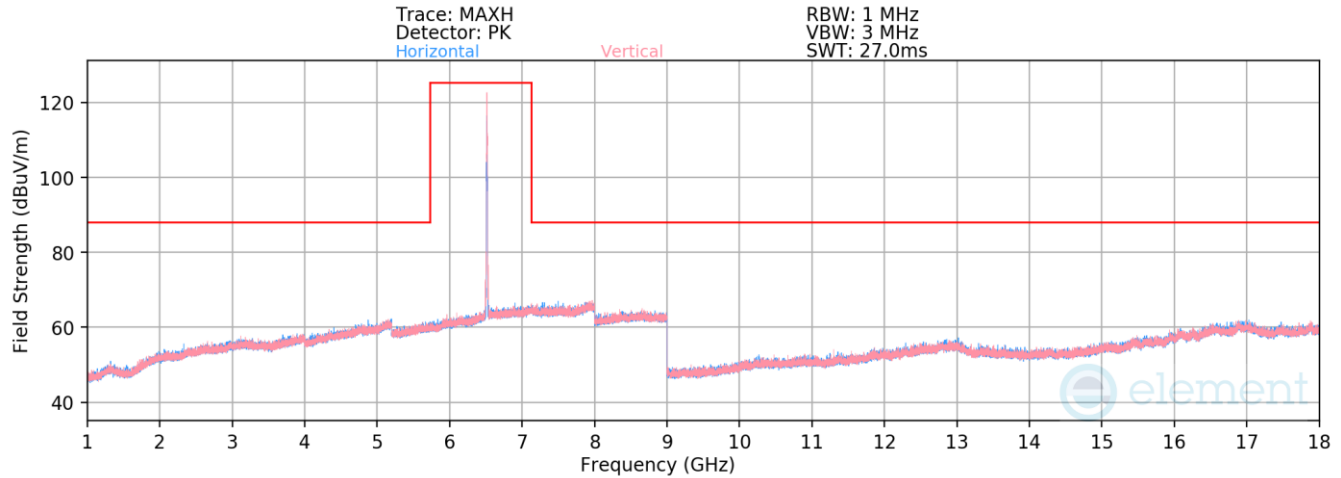
Mode: 802.11ax
Data Rate: MCS0
Distance of Measurements: 3 Meters
Operating Frequency: 6475MHz
Channel: 105

Frequency [MHz]	Detector	Ant. Pol. [H/V]	Antenna Height [cm]	Turntable Azimuth [degree]	Analyzer Level [dBm]	AFCL [dB/m]	Field Strength [dBuV/m]	Limit [dBuV/m]	Margin [dB]
12950.00	Average	H	-	-	-84.76	21.89	44.13	68.23	-24.10
12950.00	Peak	H	-	-	-73.71	21.89	55.18	88.23	-33.05

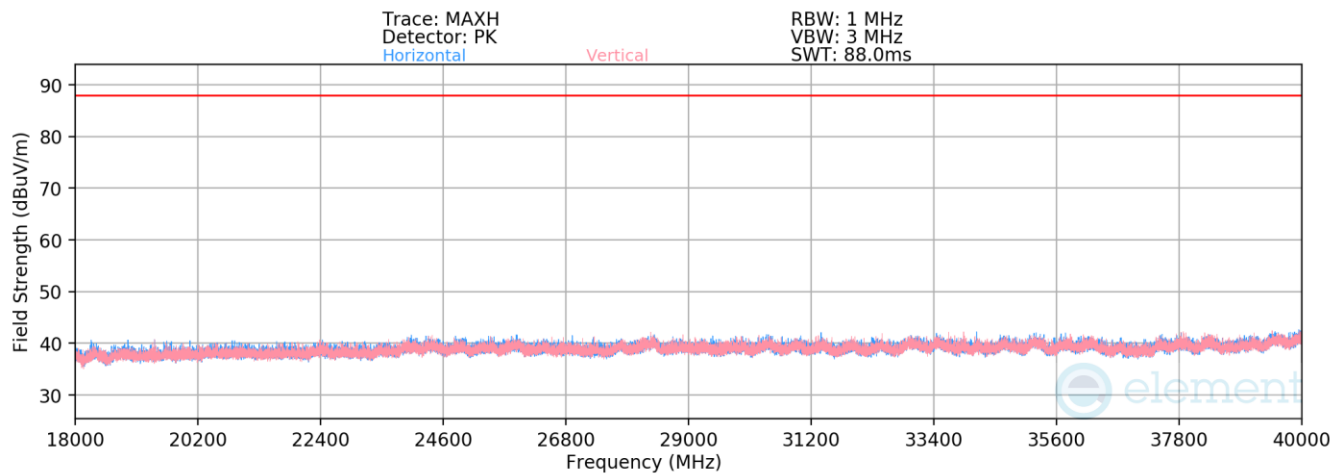
Table 7-205. Radiated Spurious Emission Measurements SDM – RU26

FCC ID: BCGA3268 IC: 579C-A3268		MEASUREMENT REPORT (CERTIFICATION)	Approved by: Technical Manager
Test Report S/N: 1C2410210074-13-R1.BCG	Test Dates: 10/25/2024 - 1/6/2025	EUT Type: Tablet Device	Page 417 of 548

V 10.6 10/27/2023



Plot 7-995. Radiated Spurious Emissions above 1GHz SDM Primary (802.11ax – Ch. 113 – RU26)



Plot 7-996. Radiated Spurious Emissions 18-40GHz SDM Primary (802.11ax – Ch. 113 – RU26, Pol. H)

Mode: 802.11ax

Data Rate: MCS0

Distance of Measurements: 3 Meters

Operating Frequency: 6515MHz

Channel: 113

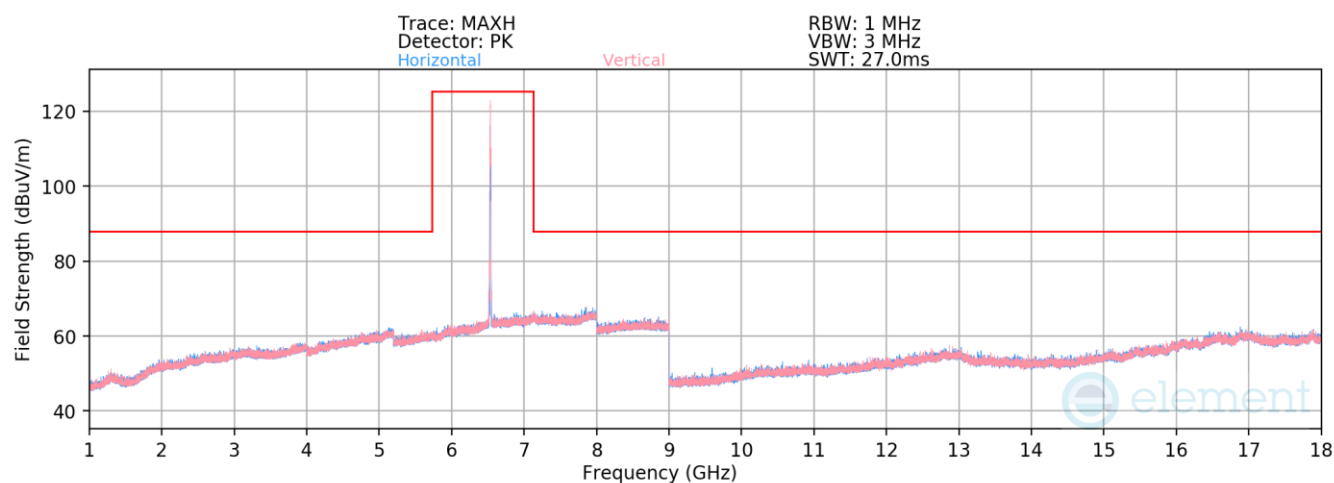
Frequency [MHz]	Detector	Ant. Pol. [H/V]	Antenna Height [cm]	Turntable Azimuth [degree]	Analyzer Level [dBm]	AFCL [dB/m]	Field Strength [dBuV/m]	Limit [dBuV/m]	Margin [dB]
13030.00	Average	V	-	-	-85.30	22.34	44.04	68.23	-24.19
13030.00	Peak	V	-	-	-73.99	22.36	55.37	88.23	-32.86

Table 7-206. Radiated Spurious Emission Measurements SDM – RU26

FCC ID: BCGA3268 IC: 579C-A3268		MEASUREMENT REPORT (CERTIFICATION)		Approved by: Technical Manager
Test Report S/N: 1C2410210074-13-R1.BCG	Test Dates: 10/25/2024 - 1/6/2025	EUT Type: Tablet Device		Page 418 of 548

V 10.6 10/27/2023

Unless otherwise specified, no part of this report may be reproduced or utilized in any part, form or by any means, electronic or mechanical, including photocopying and microfilm, without permission in writing from Element Materials Technology. If you have any questions about this or have an enquiry about obtaining additional rights to this report or assembly of contents thereof, please contact ct.info@element.com.



Plot 7-997. Radiated Spurious Emissions above 1GHz SDM Primary (802.11ax – Ch. 117 – RU26)

Mode: 802.11ax
Data Rate: MCS0
Distance of Measurements: 3 Meters
Operating Frequency: 6535MHz
Channel: 117

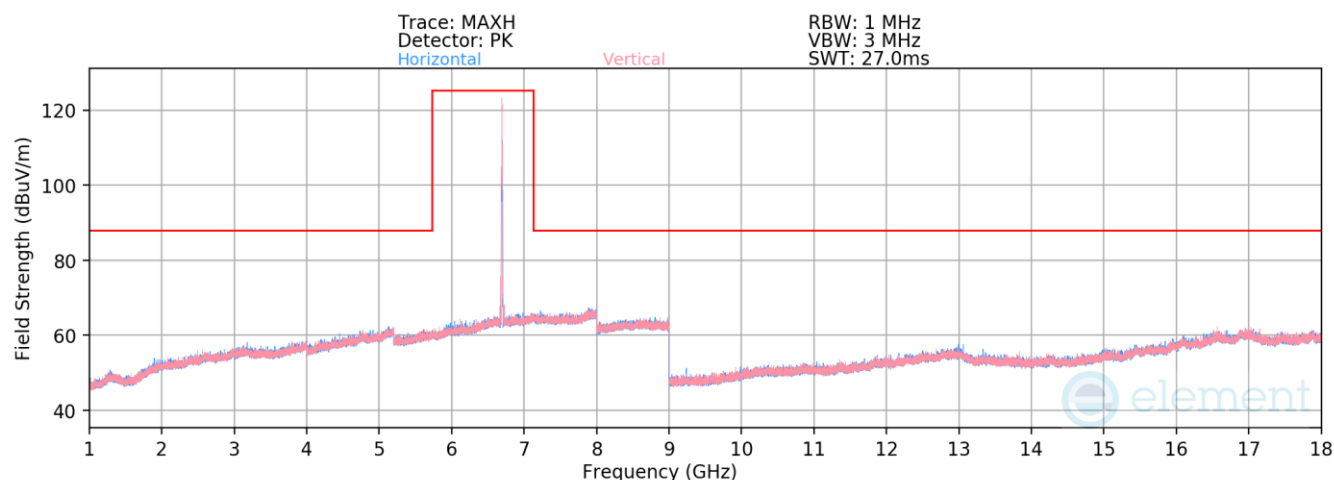
Frequency [MHz]	Detector	Ant. Pol. [H/V]	Antenna Height [cm]	Turntable Azimuth [degree]	Analyzer Level [dBm]	AFCL [dB/m]	Field Strength [dBuV/m]	Limit [dBuV/m]	Margin [dB]
13070.00	Average	V	-	-	-85.49	22.21	43.71	68.23	-24.52
13070.00	Peak	V	-	-	-73.61	21.89	55.29	88.23	-32.94

Table 7-207. Radiated Spurious Emission Measurements SDM – RU26

FCC ID: BCGA3268 IC: 579C-A3268		MEASUREMENT REPORT (CERTIFICATION)	Approved by: Technical Manager
Test Report S/N: 1C2410210074-13-R1.BCG	Test Dates: 10/25/2024 - 1/6/2025	EUT Type: Tablet Device	Page 419 of 548

V 10.6 10/27/2023

Unless otherwise specified, no part of this report may be reproduced or utilized in any part, form or by any means, electronic or mechanical, including photocopying and microfilm, without permission in writing from Element Materials Technology. If you have any questions about this or have an enquiry about obtaining additional rights to this report or assembly of contents thereof, please contact ct.info@element.com.



Plot 7-998. Radiated Spurious Emissions above 1GHz SDM Primary (802.11ax – Ch. 149 – RU26)

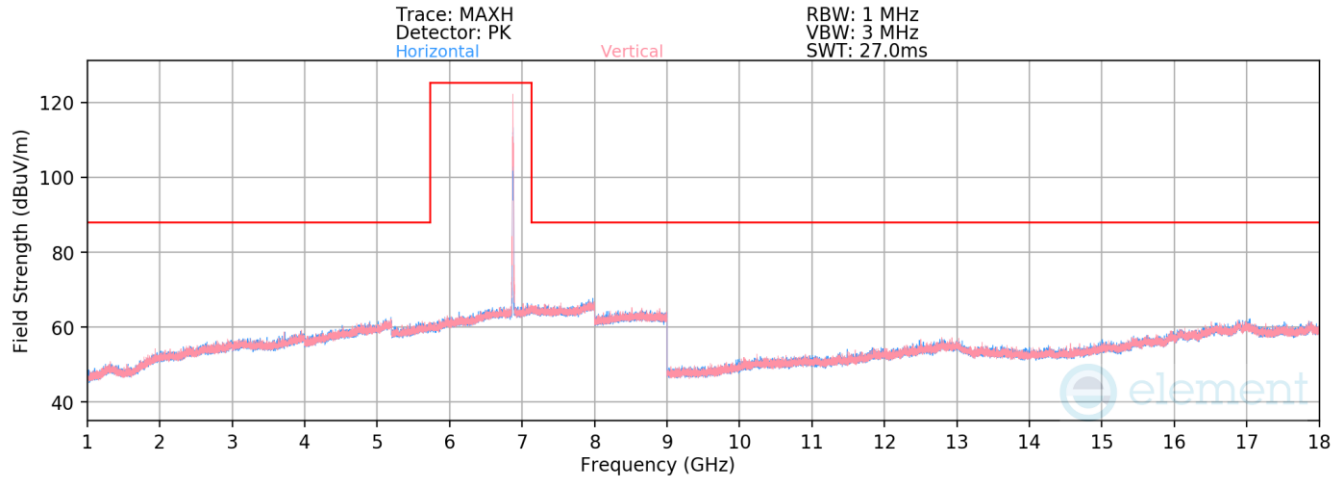
Mode: 802.11ax
Data Rate: MCS0
Distance of Measurements: 3 Meters
Operating Frequency: 6695MHz
Channel: 149

Frequency [MHz]	Detector	Ant. Pol. [H/V]	Antenna Height [cm]	Turntable Azimuth [degree]	Analyzer Level [dBm]	AFCL [dB/m]	Field Strength [dBuV/m]	Limit [dBuV/m]	Margin [dB]
* 13390.00	Average	H	-	-	-85.53	22.35	43.83	53.98	-10.15
* 13390.00	Peak	H	-	-	-73.82	22.13	55.31	73.98	-18.67

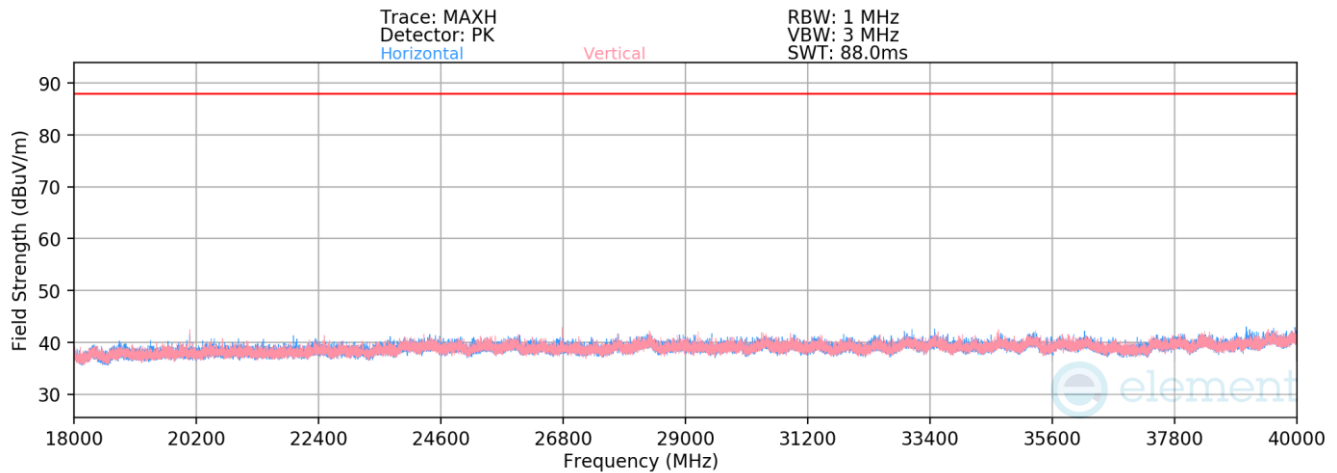
Table 7-208. Radiated Spurious Emission Measurements SDM – RU26

FCC ID: BCGA3268 IC: 579C-A3268		MEASUREMENT REPORT (CERTIFICATION)	Approved by: Technical Manager
Test Report S/N: 1C2410210074-13-R1.BCG	Test Dates: 10/25/2024 - 1/6/2025	EUT Type: Tablet Device	Page 420 of 548

V 10.6 10/27/2023



Plot 7-999. Radiated Spurious Emissions above 1GHz SDM Primary (802.11ax – Ch. 185 – RU26)



Plot 7-1000. Radiated Spurious Emissions 18-40GHz SDM Primary (802.11ax – Ch. 185 – RU26)

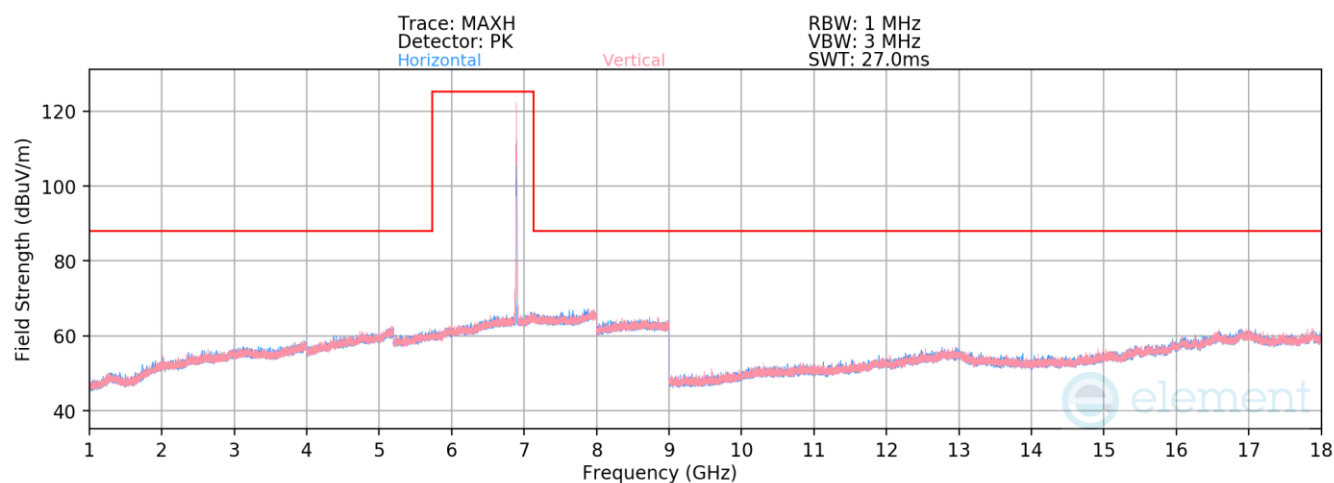
Mode: 802.11ax
Data Rate: MCS0
Distance of Measurements: 3 Meters
Operating Frequency: 6875MHz
Channel: 185

Frequency [MHz]	Detector	Ant. Pol. [H/V]	Antenna Height [cm]	Turntable Azimuth [degree]	Analyzer Level [dBm]	AFCL [dB/m]	Field Strength [dBuV/m]	Limit [dBuV/m]	Margin [dB]
13750.00	Average	V	-	-	-85.57	21.79	43.22	68.23	-25.01
13750.00	Peak	V	-	-	-74.65	21.83	54.18	88.23	-34.05

Table 7-209. Radiated Spurious Emission Measurements SDM – RU26

FCC ID: BCGA3268 IC: 579C-A3268		MEASUREMENT REPORT (CERTIFICATION)	Approved by: Technical Manager
Test Report S/N: 1C2410210074-13-R1.BCG	Test Dates: 10/25/2024 - 1/6/2025	EUT Type: Tablet Device	Page 421 of 548

V 10.6 10/27/2023



Plot 7-1001. Radiated Spurious Emissions above 1GHz SDM Primary (802.11ax – Ch. 189 – RU26)

Mode: 802.11ax
Data Rate: MCS0
Distance of Measurements: 3 Meters
Operating Frequency: 6895MHz
Channel: 189

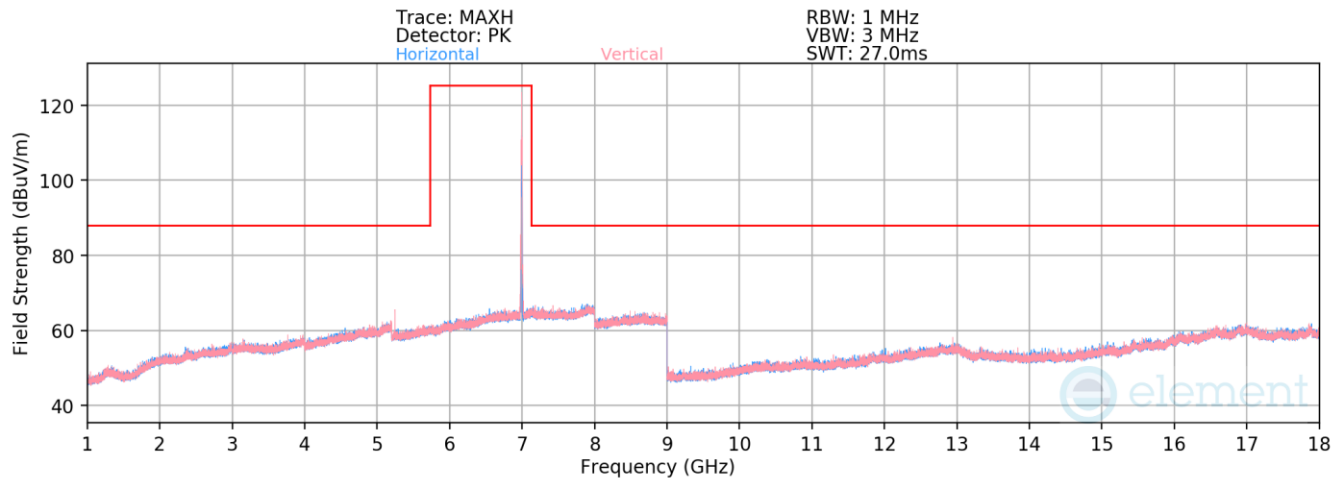
Frequency [MHz]	Detector	Ant. Pol. [H/V]	Antenna Height [cm]	Turntable Azimuth [degree]	Analyzer Level [dBm]	AFCL [dB/m]	Field Strength [dBuV/m]	Limit [dBuV/m]	Margin [dB]
13790.00	Average	V	-	-	-85.75	22.20	43.45	68.23	-24.78
13790.00	Peak	V	-	-	-73.54	21.99	55.45	88.23	-32.78

Table 7-210. Radiated Spurious Emission Measurements SDM – RU26

FCC ID: BCGA3268 IC: 579C-A3268		MEASUREMENT REPORT (CERTIFICATION)	Approved by: Technical Manager
Test Report S/N: 1C2410210074-13-R1.BCG	Test Dates: 10/25/2024 - 1/6/2025	EUT Type: Tablet Device	Page 422 of 548

V 10.6 10/27/2023

Unless otherwise specified, no part of this report may be reproduced or utilized in any part, form or by any means, electronic or mechanical, including photocopying and microfilm, without permission in writing from Element Materials Technology. If you have any questions about this or have an enquiry about obtaining additional rights to this report or assembly of contents thereof, please contact ct.info@element.com.



Plot 7-1002. Radiated Spurious Emissions above 1GHz SDM Primary (802.11ax – Ch. 209 – RU26)

Mode: 802.11ax
Data Rate: MCS0
Distance of Measurements: 3 Meters
Operating Frequency: 6995MHz
Channel: 209

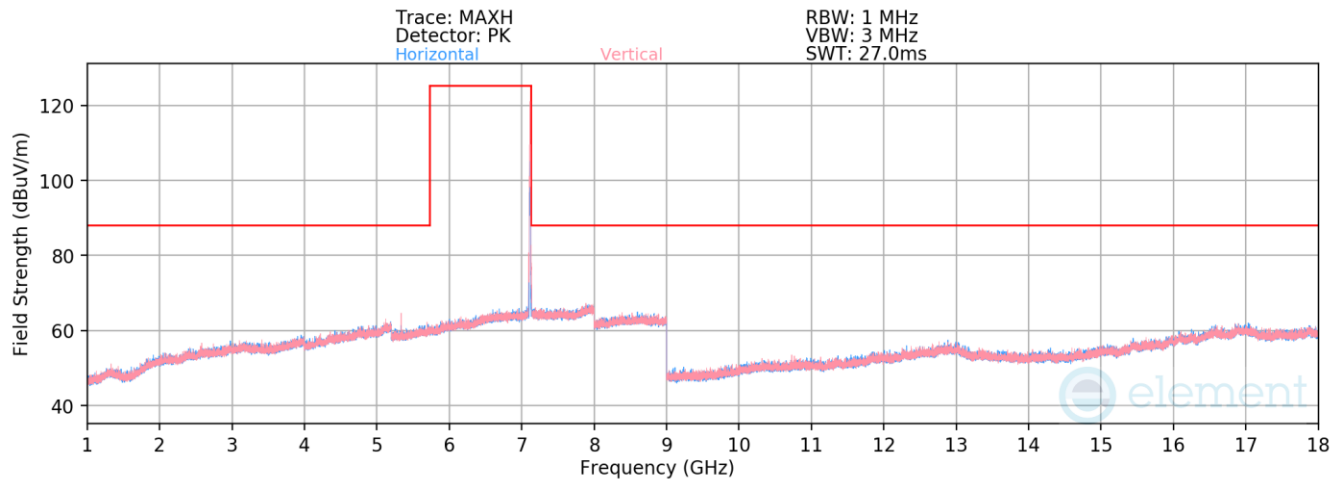
Frequency [MHz]	Detector	Ant. Pol. [H/V]	Antenna Height [cm]	Turntable Azimuth [degree]	Analyzer Level [dBm]	AFCL [dB/m]	Field Strength [dBuV/m]	Limit [dBuV/m]	Margin [dB]
5221.00	Average	V	-	-	-74.26	19.64	52.38	68.23	-15.85
5221.00	Peak	V	-	-	-62.49	19.64	64.15	88.23	-24.08
13990.00	Average	V	-	-	-86.33	22.11	42.79	53.98	-11.19
13990.00	Peak	V	-	-	-75.18	22.26	54.07	68.20	-14.13

Table 7-211. Radiated Spurious Emission Measurements SDM – RU26

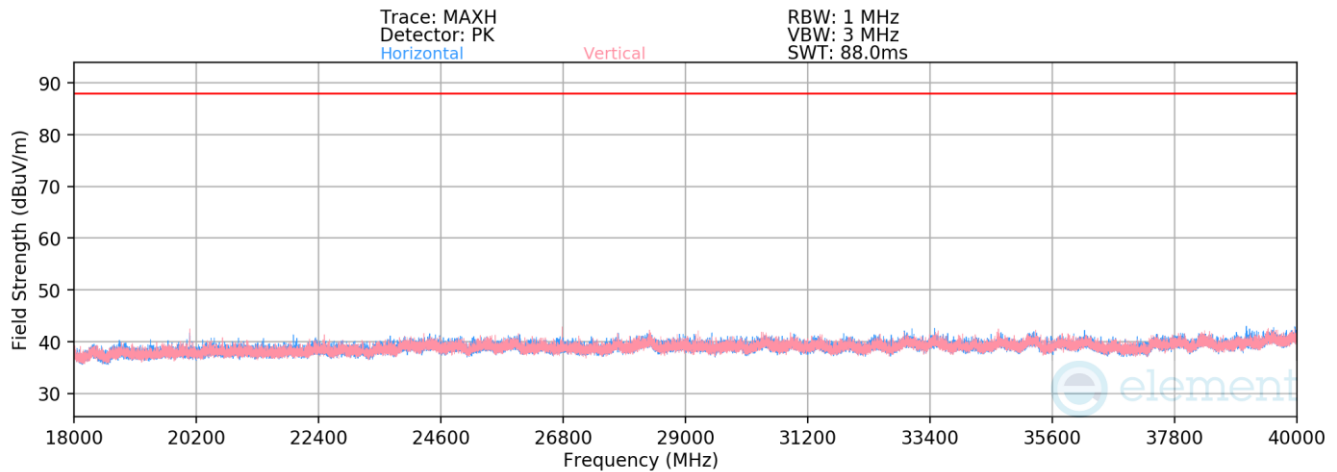
FCC ID: BCGA3268 IC: 579C-A3268		MEASUREMENT REPORT (CERTIFICATION)	Approved by: Technical Manager
Test Report S/N: 1C2410210074-13-R1.BCG	Test Dates: 10/25/2024 - 1/6/2025	EUT Type: Tablet Device	Page 423 of 548

V 10.6 10/27/2023

Unless otherwise specified, no part of this report may be reproduced or utilized in any part, form or by any means, electronic or mechanical, including photocopying and microfilm, without permission in writing from Element Materials Technology. If you have any questions about this or have an enquiry about obtaining additional rights to this report or assembly of contents thereof, please contact ct.info@element.com.



Plot 7-1003. Radiated Spurious Emissions above 1GHz SDM Primary (802.11ax – Ch. 229 – RU26)



Plot 7-1004. Radiated Spurious Emissions 18-40GHz SDM Primary (802.11ax – Ch. 229 – RU26)

Mode:	802.11ax
Data Rate:	MCS0
Distance of Measurements:	3 Meters
Operating Frequency:	7095MHz
Channel:	229

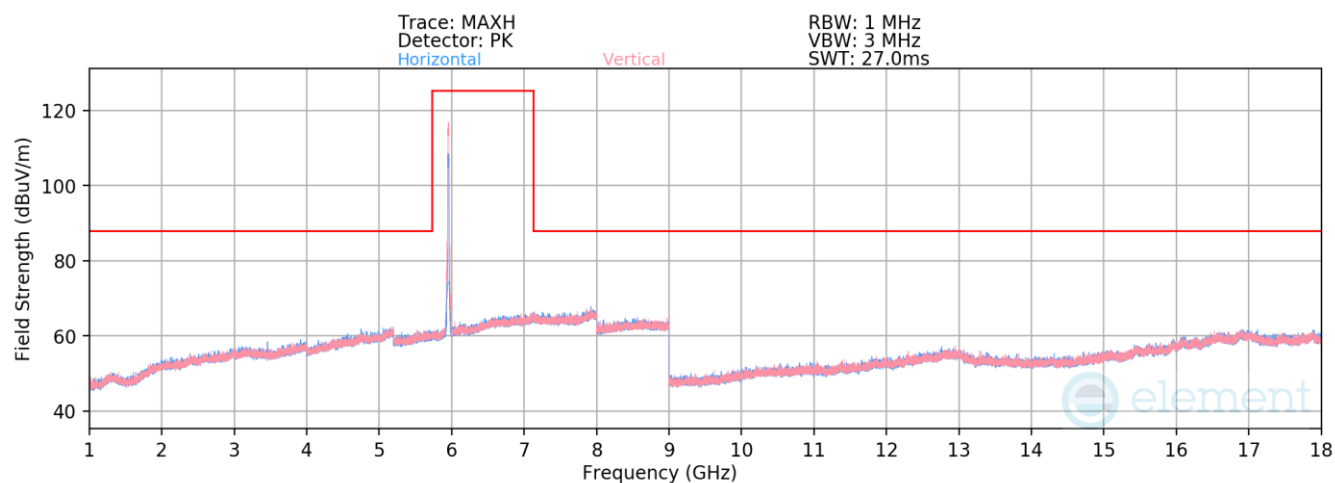
Frequency [MHz]	Detector	Ant. Pol. [H/V]	Antenna Height [cm]	Turntable Azimuth [degree]	Analyzer Level [dBm]	AFCL [dB/m]	Field Strength [dBμV/m]	Limit [dBμV/m]	Margin [dB]
5336.00	Average	H	241	250	-64.89	19.67	61.78	68.23	-6.45
5336.00	Peak	H	241	250	-56.32	19.67	70.35	88.23	-17.88
14190.00	Average	V	-	-	-85.46	21.93	43.48	68.23	-24.75
14190.00	Peak	V	-	-	-73.79	21.93	55.14	88.23	-33.09

Table 7-212. Radiated Spurious Emission Measurements SDM – RU26

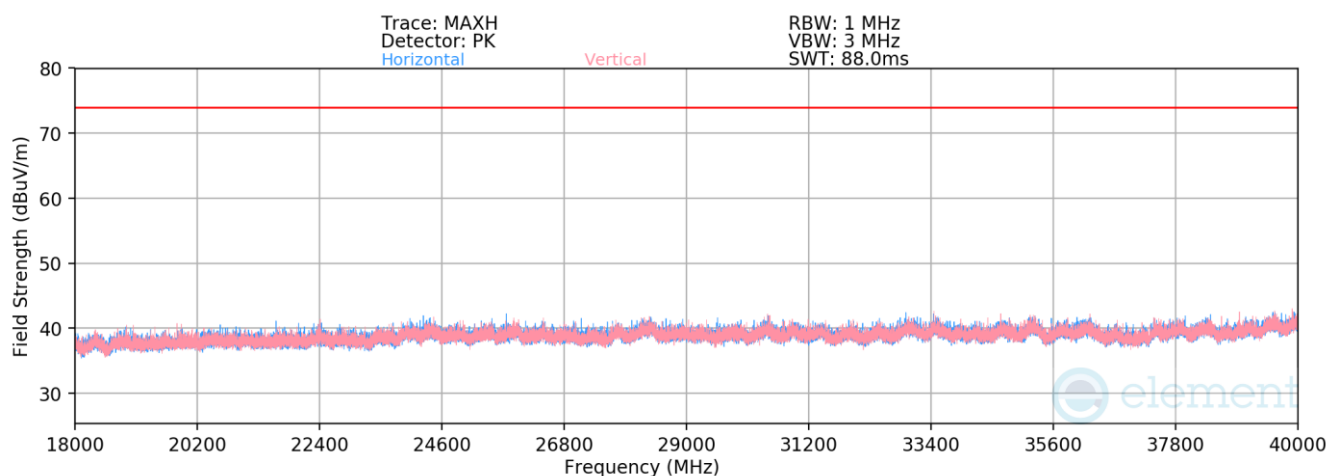
FCC ID: BCGA3268 IC: 579C-A3268	 MEASUREMENT REPORT (CERTIFICATION)		Approved by: Technical Manager
Test Report S/N: 1C2410210074-13-R1.BCG	Test Dates: 10/25/2024 - 1/6/2025	EUT Type: Tablet Device	Page 424 of 548

V 10.6 10/27/2023

RU242



Plot 7-1005. Radiated Spurious Emissions above 1GHz SDM Primary (802.11ax – Ch. 1 – RU242)



Plot 7-1006. Radiated Spurious Emissions 18-40GHz SDM Primary (802.11ax – Ch. 1 – RU242)

FCC ID: BCGA3268 IC: 579C-A3268		MEASUREMENT REPORT (CERTIFICATION)	Approved by: Technical Manager
Test Report S/N: 1C2410210074-13-R1.BCG	Test Dates: 10/25/2024 - 1/6/2025	EUT Type: Tablet Device	Page 425 of 548

V 10.6 10/27/2023

Unless otherwise specified, no part of this report may be reproduced or utilized in any part, form or by any means, electronic or mechanical, including photocopying and microfilm, without permission in writing from Element Materials Technology. If you have any questions about this or have an enquiry about obtaining additional rights to this report or assembly of contents thereof, please contact ct.info@element.com.

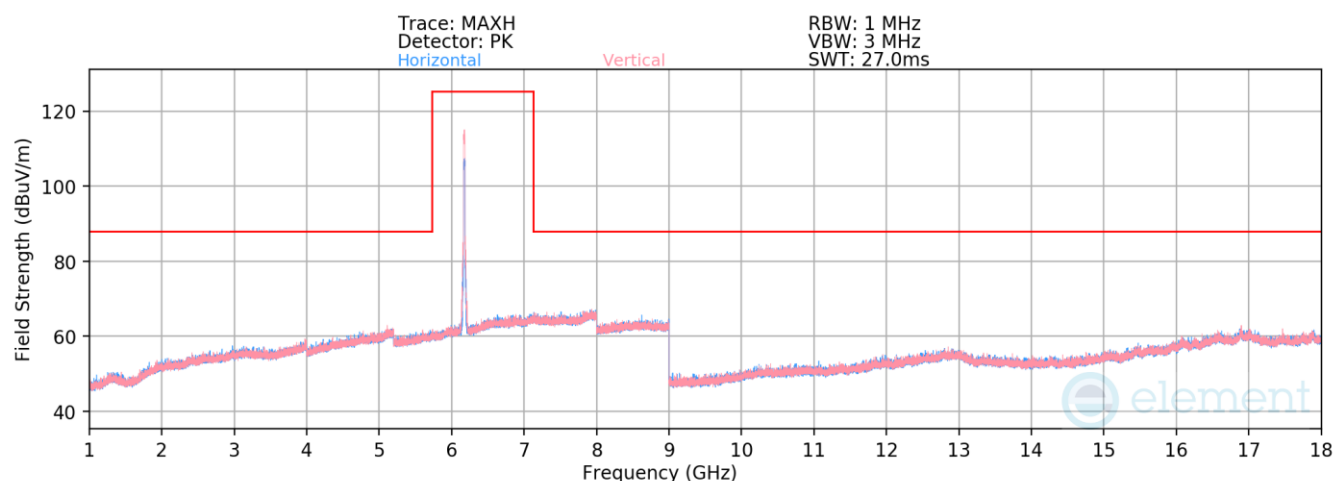
Mode: 802.11ax
 Data Rate: MCS0
 Distance of Measurements: 3 Meters
 Operating Frequency: 5955MHz
 Channel: 1

	Frequency [MHz]	Detector	Ant. Pol. [H/V]	Antenna Height [cm]	Turntable Azimuth [degree]	Analyzer Level [dBm]	AFCL [dB/m]	Field Strength [dBµV/m]	Limit [dBµV/m]	Margin [dB]
*	11910.00	Average	H	-	-	-85.29	20.40	42.12	53.98	-11.86
*	11910.00	Peak	H	-	-	-74.25	20.60	53.35	73.98	-20.63
*	17865.00	Average	H	-	-	-88.38	28.51	47.12	53.98	-6.86
*	17865.00	Peak	H	-	-	-77.00	28.51	58.51	73.98	-15.47

Table 7-213. Radiated Spurious Emission Measurements SDM Primary – RU242

FCC ID: BCGA3268 IC: 579C-A3268		MEASUREMENT REPORT (CERTIFICATION)	Approved by: Technical Manager
Test Report S/N: 1C2410210074-13-R1.BCG	Test Dates: 10/25/2024 - 1/6/2025	EUT Type: Tablet Device	Page 426 of 548

V 10.6 10/27/2023



Plot 7-1007. Radiated Spurious Emissions above 1GHz SDM Primary (802.11ax – Ch. 45 – RU242)

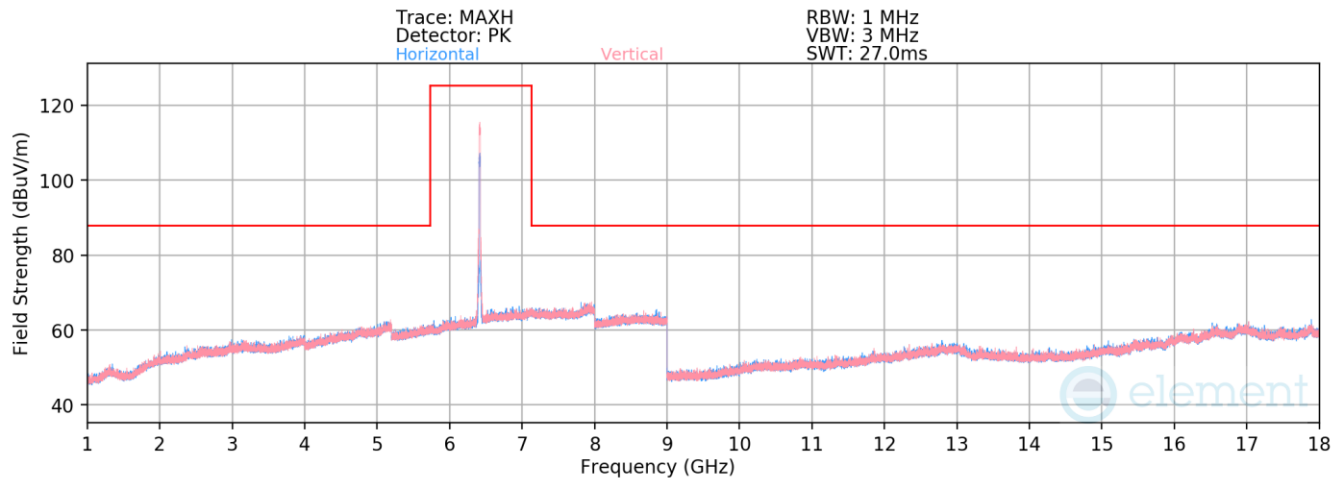
Mode: 802.11ax
Data Rate: MCS0
Distance of Measurements: 3 Meters
Operating Frequency: 6175MHz
Channel: 45

	Frequency [MHz]	Detector	Ant. Pol. [H/V]	Antenna Height [cm]	Turntable Azimuth [degree]	Analyzer Level [dBm]	AFCL [dB/m]	Field Strength [dBuV/m]	Limit [dBuV/m]	Margin [dB]
*	12350.00	Average	V	-	-	-85.26	20.97	42.70	53.98	-11.28
*	12350.00	Peak	V	-	-	-73.90	20.97	54.07	73.98	-19.91

Table 7-214. Radiated Spurious Emission Measurements SDM Primary – RU242

FCC ID: BCGA3268 IC: 579C-A3268		MEASUREMENT REPORT (CERTIFICATION)	Approved by: Technical Manager
Test Report S/N: 1C2410210074-13-R1.BCG	Test Dates: 10/25/2024 - 1/6/2025	EUT Type: Tablet Device	Page 427 of 548

V 10.6 10/27/2023



Plot 7-1008. Radiated Spurious Emissions above 1GHz SDM Primary (802.11ax – Ch. 93 – RU242)

Mode: 802.11ax
Data Rate: MCS0
Distance of Measurements: 3 Meters
Operating Frequency: 6415MHz
Channel: 93

Frequency [MHz]	Detector	Ant. Pol. [H/V]	Antenna Height [cm]	Turntable Azimuth [degree]	Analyzer Level [dBm]	AFCL [dB/m]	Field Strength [dBuV/m]	Limit [dBuV/m]	Margin [dB]
12830.00	Average	V	-	-	-85.01	21.20	43.18	68.23	-25.05
12830.00	Peak	V	-	-	-74.03	21.45	54.42	88.23	-33.81

Table 7-215. Radiated Spurious Emission Measurements SDM Primary – RU242

FCC ID: BCGA3268 IC: 579C-A3268		MEASUREMENT REPORT (CERTIFICATION)	Approved by: Technical Manager
Test Report S/N: 1C2410210074-13-R1.BCG	Test Dates: 10/25/2024 - 1/6/2025	EUT Type: Tablet Device	Page 428 of 548

V 10.6 10/27/2023