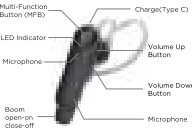
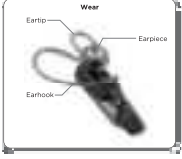
**EN**

Model:
HK500,
HK500+

AT A GLANCE
the important bits, quick and easy



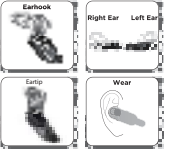
EN1



CHARGE IT
let's get you up and running
To charge your headset, plug the Type C cable into the headset's Type C port and connect to Type C power source.
Note: Fully charge the headset before you use it.
Tip: To save battery power, turn off the headset when you're not using it.
Caution: Your battery is designed to last the life of your device. It should only be removed by a recycling facility. Any attempt to remove or replace your battery will damage the device, void your warranty, and could cause injury.

EN3

CONNECT & GO
let's get you connected
EASYPAIR™METHOD
1 Turn on Bluetooth on your device.
2 Turn on your headset and follow the voice prompts.
3 Select "HK500/HK500+" from the smart phone Bluetooth menu.
4 When the device and headset connect, you'll hear "connected".
EN4

COMFORT
what feels best on you
Choose your most comfortable fit ear tip.

EN5

BASICS
standard features, advanced quality

To:	
answer a call	short press MPB
reject a call	press volume down 2 seconds
end a call	short press MPB (on)
off	boom close (off)
change call volume	press the volume up and volume down button
mute or unmute a call	press volume down 2 seconds during the call and press volume up 2s to unmute
last track	press volume down 2 seconds when headset is in music state
next track	press volume up 2 seconds

To:	
pause/play	press MPB once to pause and press again to play
pairing mode	press MPB 5 seconds to enter into pairing mode when headset is in on mode
reset	press MPB and volume down 5 seconds
5-way call ongoing	
pick incoming call, put ongoing call on hold	press MPB once
reject incoming call, continue ongoing	press and hold volume down
end ongoing, resume waiting call	double press MPB
switch calls	press MPB once
end current call	double press MPB

EN6**EN**7


Notes:
• Some features are phone/network dependent.
• Using a mobile device or accessory while driving may cause distraction and may be illegal. Always obey the laws and drive safely.

STATUS LIGHT
If light shows, your headset is...
power on blue flashes 1 second.
power off red flashes 2 seconds.
pairing red & blue flashes alternately.
on standby blue flashes once every 5 seconds.
charging steady red.
fully charged steady blue.
low battery red flashes once every 5 seconds.
EN8

Note:
After one minute on a call or 20 minutes of inactivity, the light stops flashing to conserve power, but the headset remains on. Closing the Boom also saves battery life.
ADVANCED
More clever stuff
SECOND DEVICE
Do you use two phones? Or maybe a phone and a tablet? Connect with both of them.
1. Pair the first device with your headset as normal (see "CONNECT & GO" on page 4).
2. Turn off the Bluetooth feature on the first device.
3. Now pair the second device with your headset as normal.
4. Once paired, to connect with both devices simply turn them on.
EN9

SETTINGS
Restore Factory Settings:
Reset default factory settings on your headset.
Caution:
This feature erases all device pairing information stored on the headset.
MultiPoint:
Connect your headset to two devices.
EN10

Safety Instructions for use
To avoid hearing damage, keep the volume at a moderate level. Avoid listening to music at loud volume levels for prolonged periods of time as this may cause permanent hearing damage or hearing loss. Your hearing is delicate and highly sensitive so please listen to your music responsibly. For more information visit the Deafness Research Foundation www.drf.org.
Don't use HK500/HK500+ when it is unsafe to do so. For example, while operating a vehicle, cycling, crossing a road, or any activity which requires your attention and ability to hear.
You should be aware of your surroundings and use HK500/HK500+ responsibly.
EN11


Help & more
Note: If you're watching video while using your earbuds, your audio may be slightly out of sync with your video.
Manufactured, distributed or sold by Meichuo Guo Wei Electronics Co. LTD, official licensee for this product. MOTOROLA and the Stylized M Logo are trademarks or registered trademarks of Motorola Trademark Holdings, LLC and are used under license. All other trademarks are the property of their respective owners.
© 2021 Motorola Mobility LLC. All rights reserved.

EN12

General Information
Consumer Products and Accessories Limited Warranty
Thank you for purchasing this Motorola branded product manufactured under license by Meichuo Guo Wei Electronics Co. LTD ("MGZW").
What Does this Warranty Cover?
Subject to the exclusive contractual terms, MGZW warrants that this Motorola branded product ("Product") is certified accuracy ("Accuracy") valid for use with this product that is manufactured to be free from defects in material and workmanship under normal consumer usage for the period outlined below. This Warranty is your exclusive warranty and is not transferable.
Who is covered?
This warranty extends only to the first consumer purchaser, and is not transferable.
What will MGZW do?
MGZW or its authorized distributor at its option and within a commercially reasonable time, will at its charge repair or replace any Products or Accessories that do not conform to this Warranty. We may use functionally equivalent reconditioned/ refurbished/ pre-owned or new Products, Accessories or parts.
What Other Limitations Are There?
ANY IMPLIED WARRANTIES, INCLUDING WITHOUT LIMITATION THE IMPLIED WARRANTIES OF MERCHANTABILITY AND FITNESS FOR A PARTICULAR PURPOSE, SHALL BE LIMITED TO THE DURATION OF THIS LIMITED WARRANTY, OTHERWISE THE REPAIR OR REPLACEMENT PROVIDED UNDER THIS EXPRESS LIMITED WARRANTY IS THE EXCLUSIVE REMEDY OF THE CONSUMER, AND IS PROVIDED IN LIEU OF ALL OTHER WARRANTIES, EXPRESS OR IMPLIED, IN NO EVENT SHALL MOTOROLA OR MGZW BE LIABLE WHETHER IN CONTRACT OR TORT (INCLUDING NEGLIGENCE) FOR DAMAGES IN EXCESS OF THE PURCHASE PRICE OF THE PRODUCT OR ACCESSORY, OR FOR ANY INDIRECT, INCIDENTAL, SPECIAL, OR CONSEQUENTIAL DAMAGES OF ANY KIND, OR LOSS OF REVENUE OR PROFITS, LOSS OF BUSINESS, LOSS OF INFORMATION OR OTHER FINANCIAL LOSS ARISING OUT OF OR IN CONNECTION WITH THE ABILITY OR INABILITY TO USE THE PRODUCTS OR ACCESSORIES. TO THE FULL EXTENT THESE DAMAGES MAY BE DISCLAIMED BY LAW.
EN13

EN14

EN15

Exclusions
Normal Wear and Tear. Periodic maintenance, repair and replacement of parts due to normal wear and tear are excluded from coverage.
Absent & Misuse. Defects or damage that result from: (a) improper operation, storage, misuse or abuse, accident or neglect, such as physical damage (cracks, scratches, etc.) to the surface of the product resulting from misuse; (b) contact with liquid, water, rain, extreme humidity or heavy perspiration, sand, dirt or the like, extreme heat, or food; (c) use of the Products or Accessories for commercial purposes or subjecting the Product or Accessory to abnormal usage or conditions; or (d) other acts which are not the fault of MOTOROLA or MGZW, are excluded from coverage.
Use of Non-Motorola branded Products and Accessories. Defects or damage that result from the use of Non-Motorola branded or certified Products or Accessories or other peripheral equipment are excluded from coverage.
Unauthorized Service or Modification. Defects or damages resulting from service, testing, adjustment, restoration, maintenance, alteration or modification in any way by someone other than MOTOROLA, MGZW or its authorized service centers, are excluded from coverage.
EN16**EN**17

Disposal of the Device (environment)
At the end of the product life cycle, you should not dispose of the product with normal household waste. Take this product to a collection point for the recycling of electrical and electronic equipment. The symbol on the product, user's guide and/or box indicates this.
Some of the product materials can be re-used if you take them to a recycling point. By mixing some parts or raw materials from used products you make an important contribution to the protection of the environment. Please contact your local authorities in case you need more information on the collection points in your area.
European Union Directive Compliance Statement
The following CE compliance information is applicable to Motorola products that carry one of the following CE marks:
Hereby, MGZW declares that this product is in compliance with:

EN18**EN**

EN19

EN20

SIZE:65X80MM