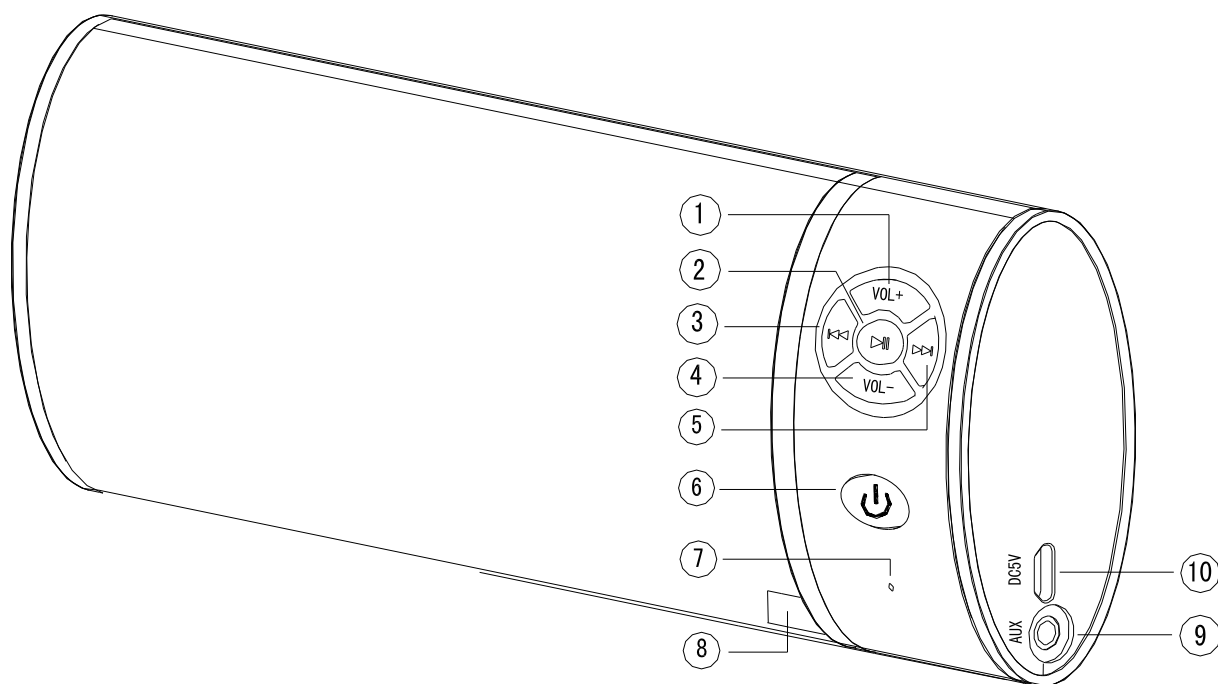
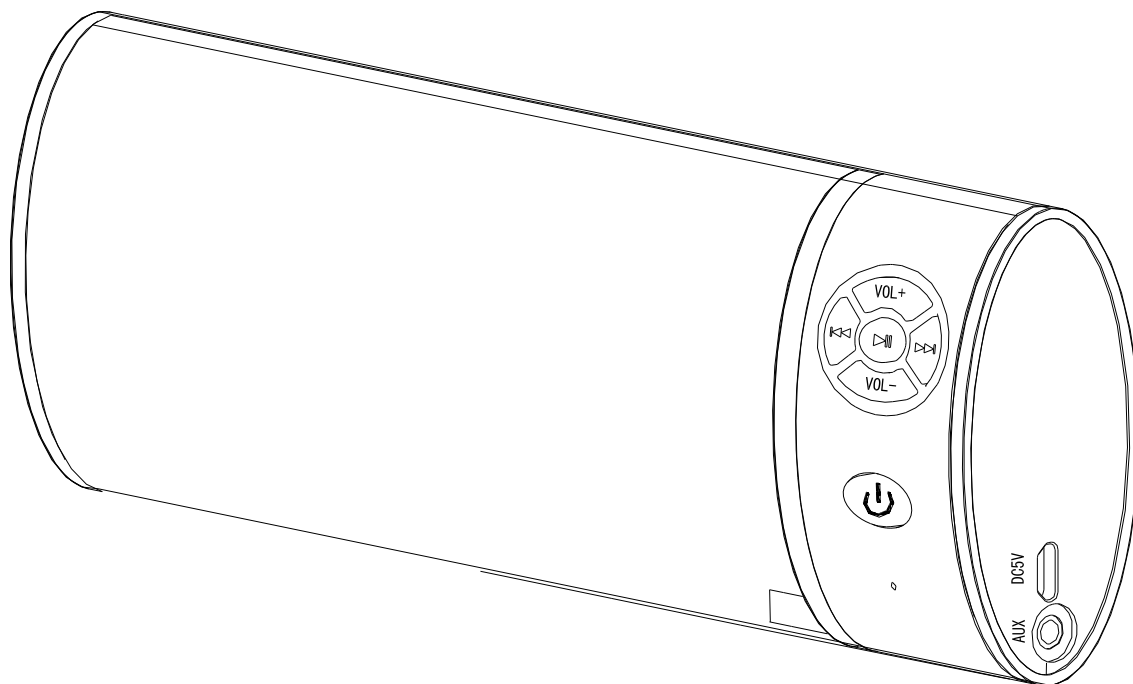


SPBT1 User Manual



Please read the instruction carefully before using.

You can enjoy your music everywhere with the speaker.

This product is a portable digital speaker using 2.4G wireless bluetooth audio receiver. Bluetooth version is 3.0 .


1: Please fully charge the product for the first use.

2: Charge the speaker by connecting the 5V DC adapter with the USB DC5V on the back of the model.

3: It can play the music in MP3, WMA ,MAV format

4: Key functions:


① VOL+ :Volume+

②  :Play/stop, mode change, bluetooth phone function button. Long press to exchange the bluetooth function with audio input after AUX is inserted. Short press to answer the phone after bluetooth is connected successfully.

③  : Previous song

④ VOL-: Volume-

⑤  :Next song

⑥  : OFF/ON button. Press the button once to turn on the speaker, twice to turn off it.

⑦ Mic: Speak through this mic when using the speaker to answer the phone.

⑧ LED indicator: It is blue light under bluetooth mode; Green light under AUX mode; Red light when it is charging the power.

⑨ AUX: Connect MP3,mobile,etc devices through 3.5mm audio cable.

⑩ Micro USB: Connect the DC 5V USB cable to charge the speaker

Bluetooth connection guidance

When turn on the speaker, it will go into bluetooth mode automatically, with music tips to connect the bluetooth. Please turn on the bluetooth function on your phone, search the bluetooth file named SPBT1, click to connect , you can play the music or use the bluetooth phone function after the successful connection.

Limited 90-Day Warranty:Sentry warrants this product to be free from defects in materials and workmanship for 90days from the date of original purchase. This warranty does not pertain to damage resulting from accident, abnormal use, misuse or neglect, Any defective product will be replaced if returned to be an authorized Sentry dealer or to Sentry directly at :1 Bridge St,PO Box 885,Hillburn,NY 10931.

NOTE: This equipment has been tested and found to comply with the limits for a Class B digital device, pursuant to part 15 of the FCC Rules. These limits are designed to provide reasonable protection against harmful interference in a residential installation. This equipment generates uses and can radiate radio frequency energy and, if not installed and used in accordance with the instructions, may cause harmful interference to radio communications. However, there is no guarantee that interference will not occur in a particular installation. If this equipment does cause harmful interference to radio or television reception, which can be determined by turning the equipment off and on, the user is encouraged to try to correct the interference by one or more of the following measures:

- Reorient or relocate the receiving antenna.
- Increase the separation between the equipment and receiver.
- Connect the equipment into an outlet on a circuit different from that to which the receiver is connected.
- Consult the dealer or an experienced radio/TV technician for help

Changes or modifications not expressly approved by the party responsible for compliance could void the user's authority to operate the equipment. This device complies with Part 15 of the FCC Rules. Operation is subject to the following two conditions:

- (1) this device may not cause harmful interference, and
- (2) this device must accept any interference received, including interference that may cause undesired operation.