

2 Description

Thank you for choosing an Electro-Voice powered loudspeaker system. Please take time to consult the manual to understand all the features built into your Electro-Voice system and fully utilize its performance capabilities.

EVERSE is a versatile, easy to use, compact, battery-powered loudspeaker system. It provides professional level performance and is housed in a robust weatherized enclosure. EVERSE loudspeakers provide real professional performance for musical performances, voice reinforcement and audio playback. EVERSE loudspeakers take advantage of decades of Electro-Voice and Dynacord pro-audio and electronics expertise, along with new advancements in technology, to provide truly portable and truly wireless audio.

The EVERSE 8 utilizes a 2-way configuration with an 8-inch woofer. It includes a hi-output, titanium, ferro-fluid cooled tweeter, featuring a high-energy neodymium magnet for maximum output and reduced weight. The tweeter is mounted to an Electro-Voice patented SST constant directivity waveguide design, producing exceptionally high SPL with even 100° x 100° coverage and improved acoustic alignment and bass extension.

The EVERSE 12 utilizes a 2-way configuration with a 12-inch woofer and a high efficiency titanium compression driver mounted on an Electro-Voice's patented SST baffle. It produces 5 dB higher SPL and deeper bass than the EVERSE 8 with 100° x 60° coverage.

The rugged polypropylene enclosure features a weatherized input cover for the input section, allowing the loudspeaker to meet IP43 rating (splash and light rain resistant) for use on battery power and Bluetooth® streaming. The available accessory slipcover allows for additional weather resistance and protection when needed.

EVERSE loudspeakers feature Electro-Voice's QuickSmart DSP and are **POWERED BY DYNACORD**, featuring a built-in 4-channel digital mixer with FX, feedback suppression, and ducking features. The loudspeakers feature a custom designed, and fully optimized for audio use, high capacity battery pack. The battery pack provides more than enough power to complete the show, including a 12 V DC accessory port to power RE3 or R300 wireless microphone systems.

The EVERSE 8 is available in both white and black. The EVERSE 12 is available only in black.

2.1 Short information

The following table lists products in the EVERSE family, with CTN (Commercial Type Number) and identifying product name DESCRIPTION.

CTN	Description
EVERSE8-US	8" 2-way speaker battery black US
EVERSE8-EU	8" 2-way speaker battery black EU
EVERSE8-W	8" 2-way speaker battery white US&EU
EVERSE8-TRAY-B	Tray for EVERSE 8, 12V DC cable black
EVERSE8-TRAY-W	Tray for EVERSE 8, 12V DC cable white
EVERSE8-RAINCVR	Rain resistant cover for EVERSE 8
EVERSE8-TOTE	Padded tote bag for EVERSE 8
EVERSE8-BAT-B	Battery pack assembly, EVERSE8, black
EVERSE8-BAT-W	Battery pack assembly, EVERSE8, white
EVERSE12-US	12" 2-way speaker battery black US



CTN	Description
EVERSE12-EU	12" 2-way speaker battery black EU
EVERSE12-TRAY-B	Tray for EVERSE 12, 12V DC cable black
EVERSE12-RAINCVR	Rain resistant cover for EVERSE 12
EVERSE12-DUFFLE	Padded duffle bag for EVERSE 12

2.2

System features

- **Long run-time removable and replaceable battery pack**
The EVERSE battery pack will provide 6+ hours of constant music playback at maximum output levels, or over 12+ hours at 95 dB SPL average (EVERSE 8) and 98 dB SPL average (EVERSE 12). EVERSE loudspeakers have integrated power saving features to extend battery life when no signal is present. The 12 V DC jack on the EVERSE loudspeakers can be used to power a wireless microphone receiver like the Electro-Voice RE3 or R300.
- **Real professional level output and Electro-Voice sound quality**
The EVERSE 8 features an 8-inch woofer with SST port and a 1-inch titanium dome tweeter which produces over 121 dB SPL max, and has a frequency response from 50 Hz to 20 kHz. The EVERSE 12 features a 12-inch woofer with SST port and a 1-inch titanium compression driver which produces over 126 dB SPL max, and has a frequency response from 45 Hz to 20 kHz. The EVERSE 8 has a waveguide formed coverage of 100 x 100, and the EVERSE 12 has a waveguide formed coverage of 100 x 60. Both EVERSE 8 and EVERSE 12 include two monitor angles (30° and 55°) that ensure the right coverage and position for any situation.
- **Easy to use with QuickSmart Mobile app and Electro-Voice's Intuitive User Interface**
EVERSE loudspeakers feature Electro-Voice's intuitive QuickSmart DSP with single encoder and push key interface for simple and quick setup. EVERSE loudspeakers can be paired via Bluetooth® to a mobile device with the QuickSmart Mobile app installed to provide easy remote control of all audio functions. The QuickSmart Mobile app allows pairing and grouping of up to six loudspeakers, in any combination, including EVERSE , ELX200 powered family, and the EVOLVE family.
- **High Quality Stereo Bluetooth® streaming**
EVERSE loudspeakers feature Bluetooth® streaming. Two EVERSE loudspeakers can be paired for true wireless stereo (TWS) streaming from a mobile device.
- **POWERED BY DYNACORD with built-in digital 4-channel mixer**
EVERSE loudspeakers feature a built-in 4-channel mixer with FX, EQ, automatic feedback suppression and ducking functions. The mixer includes two XLR/TRS combo jacks, including 48V phantom power on **INPUT 1** (XLR) and Hi-Z compatibility on **INPUT 2** (TRS). The mixer also includes Stereo Bluetooth® and 3.5 mm connections.
- **Auto-Standby**
EVERSE loudspeakers offer an automatic standby function after 15 minutes without signal. This extends the battery runtime in case the loudspeaker is not being used. The loudspeaker can be re-activated to full operation by pressing a button on the panel or with the app.
- **Robust and attractive industrial design**
Both models include an easy-to-carry handle with soft-touch rubber, and the EVERSE 12 adds a side handle for more portability. Although larger than the EVERSE 8, the EVERSE

12 is one of the lightest 12-inch speakers in its class and weighs under 14 kg. Both EVERSE 8 and EVERSE 12 are water resistant to IP43 with the included weatherized input cover.

2.3 Quick setup

Full-range loudspeaker

To set up the loudspeaker:

Step	Illustration
1. Connect the AC power cord from a grounded receptacle to the MAINS IN to ensure the battery has sufficient charge. Note: It is recommended to leave the loudspeaker plugged in and charging for 24 hours the first time it is used.	
2. Switch power to ON .	
3. Adjust the volume (VOL) to 0 dB using the MASTER VOL knob.	
4. Push the input selection soft key for INPUT 1 or INPUT 2 if using an XLR or TRS cable, or push the input selection soft key for INPUT 3/4 if using 3.5 mm mini jack. Use the MASTER VOL knob to adjust INPUT LEVEL to MUTE .	
5. Connect an audio source using an XLR or TRS cable to INPUT 1 , INPUT 2 , or a 3.5 mm mini jack to INPUT 3/4 . Ensure audio source is MUTE or at a low level before making connection. After connection is made, increase the source's output to a reasonable level.	
6. Adjust the INPUT LEVEL until the signal peaks are just below maximum level or the required output is achieved. If CLIP is indicated, turn the level down until the CLIP indication disappears. Press the input selection soft key again to exit the channel menu.	
7. Using the MASTER VOL knob, adjust the volume (VOL) until you get the required output from the loudspeaker.	

3 Pairing the QuickSmart Mobile app

The EV QuickSmart Mobile app for tablets and smartphones is available for download from the iTunes App Store and the Google Play Store.

**Notice!**

The EV QuickSmart Mobile app is designed to only find loudspeakers from Electro-Voice featuring Bluetooth® control functionality.

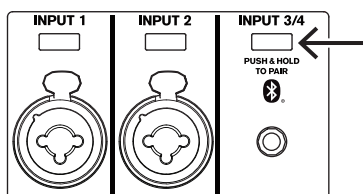
The EV QuickSmart Mobile app will not display other types of Bluetooth® devices, e.g. phones, laptops, tablets, or headsets.

Prior to pairing the EV QuickSmart Mobile app with Electro-Voice loudspeakers:

1. Ensure that Bluetooth® is enabled on the smartphone or tablet.
2. Ensure that pairing mode is enabled on the loudspeaker.

To place the loudspeaker in pairing mode for both control and streaming:

1. Press and hold **INPUT 3/4** until **Pairing Mode On** and the 4-digit ID is shown on the LCD. Pairing mode can be enabled through the LCD menu for control and streaming separately.




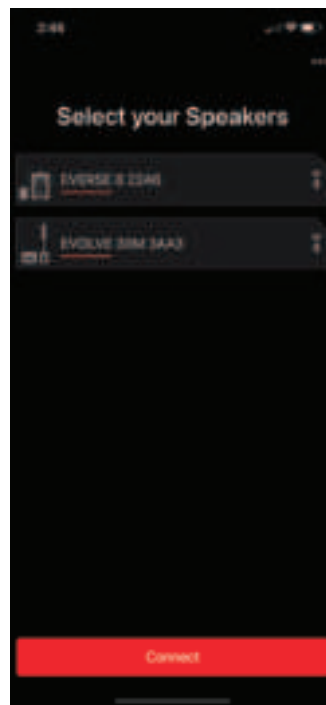
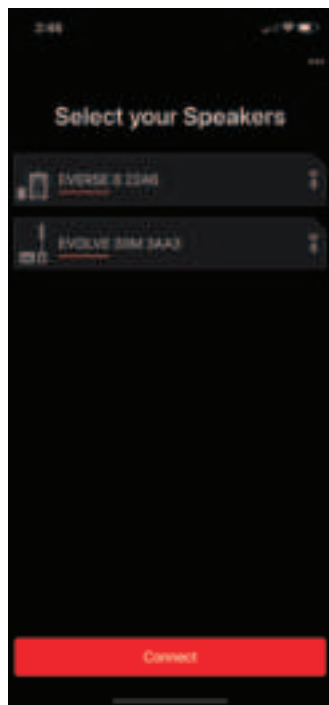
2. Navigate to your mobile device's Bluetooth® settings menu, find the EVERSE loudspeaker with the matching 4-digit ID and ensure you are paired to the loudspeaker. This will pair the mobile device to the EVERSE loudspeaker for audio streaming.
3. Continue to the next step to pair for control.

**Notice!**

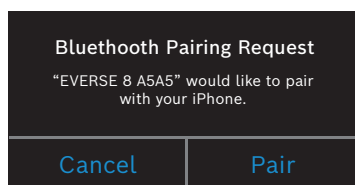
For Android devices ensure location services are allowed. Electro-Voice does not collect, store, or track user location data or personal information.

First time pairing

1. Open the EV QuickSmart Mobile app. 
2. **Select your Speakers** is displayed on the screen. The EV QuickSmart Mobile app is looking for available Bluetooth® enabled Electro-Voice loudspeakers. The available loudspeakers are displayed on the screen.
3. Tap the loudspeaker you want to pair with the app. The selected loudspeaker will have a line under it acknowledging it is selected.
4. Repeat the previous step until all of the required loudspeakers are selected.
5. Tap the **CONNECT** button.




6. The app connects with the required loudspeaker.
You will get a message from iOS/iPadOS/Android about pairing for each device which has to be accepted.
7. Tap **PAIR** on the device to accept pairing to the loudspeakers.
The app can connect to up to six loudspeakers.



Subsequent pairing

To pair additional loudspeakers with the EV QuickSmart Mobile app:

1. Tap the EV QuickSmart Mobile app icon. 
2. **Select your Speakers** is displayed on the screen.
The EV QuickSmart Mobile app is looking for available Bluetooth® enabled Electro-Voice loudspeakers.
The available loudspeakers are displayed on the screen.
3. Tap the loudspeaker you want to pair with the app.
The selected loudspeaker will have a line under it acknowledging it is selected.
4. Repeat the previous step until all of the required loudspeakers are selected.

5. Tap the **CONNECT** button.
The app connects with the required loudspeaker.
The app can connect to up to six loudspeakers.

PRELIMINARY