





APPENDIX B EUT TEST POSITION PHOTOS

Liquid depth $\geq 15\text{cm}$



SAR Body Setup Photo for Type I



Body Front(0mm)	Body Back(0mm)
	
Body Left(0mm)	Body Right(0mm)
	
Body Top(0mm)	Body Bottom(0mm)
	

Body Back(12mm)	Body Bottom(6mm)
	




SAR Body Setup Photo for Type II

Body Front(0mm)	Body Back(0mm)
	
Body Left(0mm)	Body Right(0mm)
	
Body Top(0mm)	Body Bottom(0mm)
	



Note: It may not be duplicated or used in part without prior written consent from Bay Area Compliance Laboratories Corp. (New Taipei Laboratory)

Body Back(12mm)	Body Bottom(6mm)
	

SAR EUT Photo for Type I EUT

Front	Back
	
Back open	
	

SAR EUT Photo for Type II EUT

Front	Back
	
Back open	
