

EXHIBIT D - TEST SETUP PHOTOGRAPHS

Test mode 1


Conducted Emissions - Front Side




Conducted Emissions - Rear Side




Radiated Disturbances Front Side (Below 1GHz)



Radiated Disturbances Rear Side (Below 1GHz)



Radiated Disturbances Rear Side (Above 1GHz)




Test mode 2


Conducted Emissions - Front Side




Conducted Emissions - Rear Side




Radiated Disturbances Front Side (Below 1GHz)



Radiated Disturbances Rear Side (Below 1GHz)




Radiated Disturbances Rear Side (Above 1GHz)




Test mode 3


Radiated Disturbances Front Side (Below 1GHz)



Radiated Disturbances Rear Side (Below 1GHz)




Radiated Disturbances Rear Side (Above 1GHz)




Test mode 4

Radiated Disturbances Front Side (Below 1GHz)



Radiated Disturbances Rear Side (Below 1GHz)



Radiated Disturbances Rear Side (Above 1GHz)

