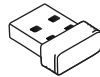


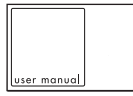
your package should contain



wireless
desktop mouse



nano
USB receiver



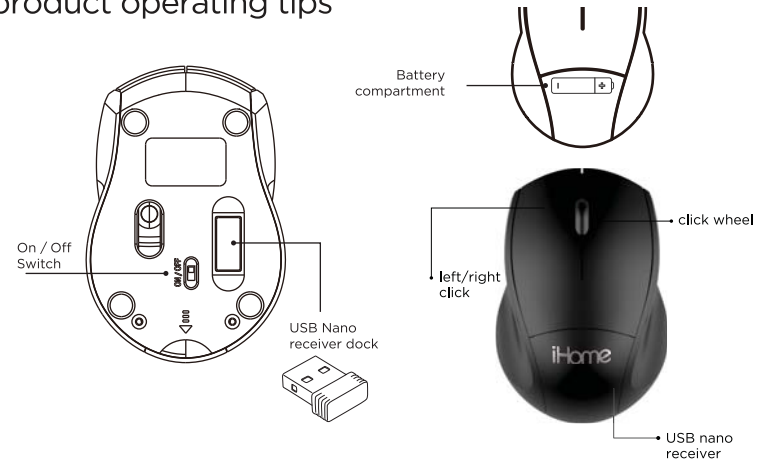
user manual
(in your hands right now)

** requires 1 AAA battery (not included)

features

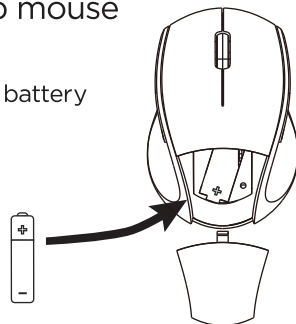
- easy auto sync
- high performance optical sensor, ideal for everyday use
- power-saving on-off switch
- nano receiver

product operating tips

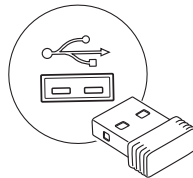


set up mouse

1. insert battery



2. connect USB nano receiver to computer



3. turn mouse on
(underneath)



4. start using your mouse!



troubleshooting

situation	try this
mouse does not work	<ul style="list-style-type: none">• Ensure that the mouse is turned on.• Ensure the USB nano receiver is connected to your computer. If it is, try connecting it to a different USB port.• Ensure that the batteries are full and inserted correctly.• Ensure that the sensor on the bottom of the mouse is clean.• Restart your computer.

FCC Statement

This device complies with part 15 of FCC Rules. Operation is subject to the following two conditions: (1) this device may not cause harmful interference, and (2) this device must accept any interference received, including interference that may cause undesired operation. This equipment has been tested and found to comply with the limits for a Class B digital device, pursuant to part 15 of FCC Rules. These limits are designed to provide reasonable protection against harmful interference when the equipment is operated in a residential installation. This equipment generates, uses, and can radiate radio frequency energy and, if not installed and used in accordance with the instruction guide, may cause harmful interference to radio communications. However, there is no guarantee that interference will not occur in a particular installation. If this equipment does cause harmful interference to radio or television reception, which can be determined by turning the equipment off and on, the user is encouraged to try to correct the interference by one or more of the following measures:

- Reorient or relocate the receiving antenna.
- Increase the separation between the equipment and the receiver.
- Connect the equipment into an outlet on a circuit different from that to which the receiver is connected.
- Consult a service representative for help.

Properly shielded and grounded cables and connectors must be used in order to comply with FCC emission limits.

LifeWorks is not responsible for any radio or television interference caused by using other than recommended cables and connectors or by unauthorized changes or modifications to this equipment. Unauthorized changes or modifications could void

the user's authority to operate the equipment.

Responsible party:

LifeWorks Technology Group LLC
530 7th Ave., New York, NY 10018

FC Tested To Comply With FCC Standards
FOR HOME OR OFFICE USE

⚠ Warning Improper setup, use and care of this product can increase the risk of serious injury death or devic damage. Read and keep this guide and all other printed guides for future reference. For updated guides or replacements go to golifeworks.com

⚠ Do Not Attempt Repairs Do not attempt to take apart, open, repair, service or modify the device(s). Doing so may risk electric electric shock or other hazard. Evidence of any attempt to open or modify the device, including any peeling, puncture or removal of labels, will void the Limited Lifetime Warranty.

Printed in China

2022 © Lifeworks Technology Group LLC. New York, NY 10018. iHome is a registered trademark of SDI Technologies Inc., used under license. Windows, 2000, XP, Vista, Windows 7, and Windows 8 are registered trademarks or trademarks of Microsoft Corporation in the United States and/or other countries.

Mac is a trademark of Apple Inc., registered in the U.S. and other countries.

All other brands and logos are trademarks of their respective companies.

Mouse Devices: Health Warning

Use of a mouse may be linked to serious injuries or disorders. As in many activities, when using a computer you may experience occasional discomfort in various parts of your body. However, do not ignore symptoms such as persistent or recurring discomfort, pain, throbbing, aching, tingling, numbness, burning sensation or stiffness. Promptly see a qualified doctor, even if symptoms occur when you are not working at your computer.

There is general consensus among researchers that there may be many factors linked to the occurrence of these symptoms, including overall health, stress, physical condition and how a person positions and uses his or her body during work and other activities (including the use of a keyboard or mouse). The amount of time a person spends performing an activity may also be a factor.

If you have questions about how your own lifestyle, activities or physical condition may be related to these symptoms, see a qualified health professional.

Battery-Powered Devices

Use of disposable batteries in an improper manner may result in battery fluid leakage, overheating or explosion. Battery fluid is corrosive, may be toxic, can cause skin and eye burns, and is harmful if swallowed.

Radio Frequency Technical Specifications: 2.4 GHz Devices
Non-specific short range device. RF output power meets all SRD requirements.

Do not mix old and new batteries.

Do not mix alkaline, standard (carbon-zinc, or rechargeable (ni-cad, ni-mh, etc.) batteries.

iHome

wireless desktop mouse

model #s:
2IHMS1434



quick start guide

Congratulations on the purchase of your new
iHome wireless desktop mouse

This product comes with a limited lifetime warranty.
Before using your product, please thoroughly read and follow
the instructions inside this manual.

If you still need help, see the back page for other support
options.

System Requirements:

- Windows® 2000, Windows® XP, Windows® Vista, Windows® 7-10 or later
- Mac® OSX 10.0 or later
- Must have USB port

Technical Support

for technical support

(877) LIFE-540 (877-543-3540)

lifetime warranty

for warranty information, please visit