



# CrUZr

## A Cloud-Based Intelligent Commercial Service Robot

### User Manual

# CrUZr



UBTECH ROBOTICS CORP LTD

China address: 16th and 22nd floor, Block C1, Nanshan I Park, No.1001 Xueyuan Road, Nanshan District, Shenzhen, China.

American address: 600 Wilshire Boulevard Suite 500 Los Angeles, California 90017 USA

Web: [www.ubtrobot.com](http://www.ubtrobot.com)



Find us on facebook

# Content

Part I.Meet Cruzr.....	3	Part V: Transport, Cleaning, and Storage.....	22
1.1 Package contains.....	3	5.1 TransportingCruzr.....	22
1.2 Exterior Feature Diagrams.....	4	5.2 Cleaning.....	22
1.3 Charging Dock Feature Diagrams .....	8	5.3 Storage.....	23
 Part II: Safety Instructions .....	9	 Part V: Transport, Cleaning, and Storage.....	24
2.1 Cruzr Safety .....	9	6.1 Cruzr Specifications.....	24
2.2 AC Adapter Safety.....	12	6.2 How to Use the Charging Dock.....	25
 Part III Cruzr Operations.....	15	6.3 FAQs.....	26
Cruzr Robot Basic Software Functions.....	15	6.4 Fault.....	27
3.1Power On/Off.....	17	 Instruction configuration table.....	28
  Part IV:PC and App Operations .....	18		
PC Software Basic Functions.....	18		
4.1 PC Operations.....	18		
4.2 App Operatons .....	21		

## Foreword:

Thank you for purchasing Cruzr. This manual applies to the Cruzr robot itself, the Desktop App, and the Mobile App.

To ensure the safe and speedy usage of Cruzr, please read this manual carefully.

Children 12 and under require adult supervision when using this product.

This manual is for reference only and may not be exhaustive. If you experience any problems or have any questions, please contact our technical support.

As part of a continuous improvement process for our robot, this manual may be modified without prior notice.

This manual is for reference only, please refer to the actual product for details.

You can visit our website (<http://www.ubtrobot.com>) for the latest manual.

# PART I

## Meet Cruzr

### 1.1 Package List




Cruzr robot\*1



Charging Dock\*1




AC Adapter\*1



User Manual\*1

## 1.2 Exterior Feature Diagrams



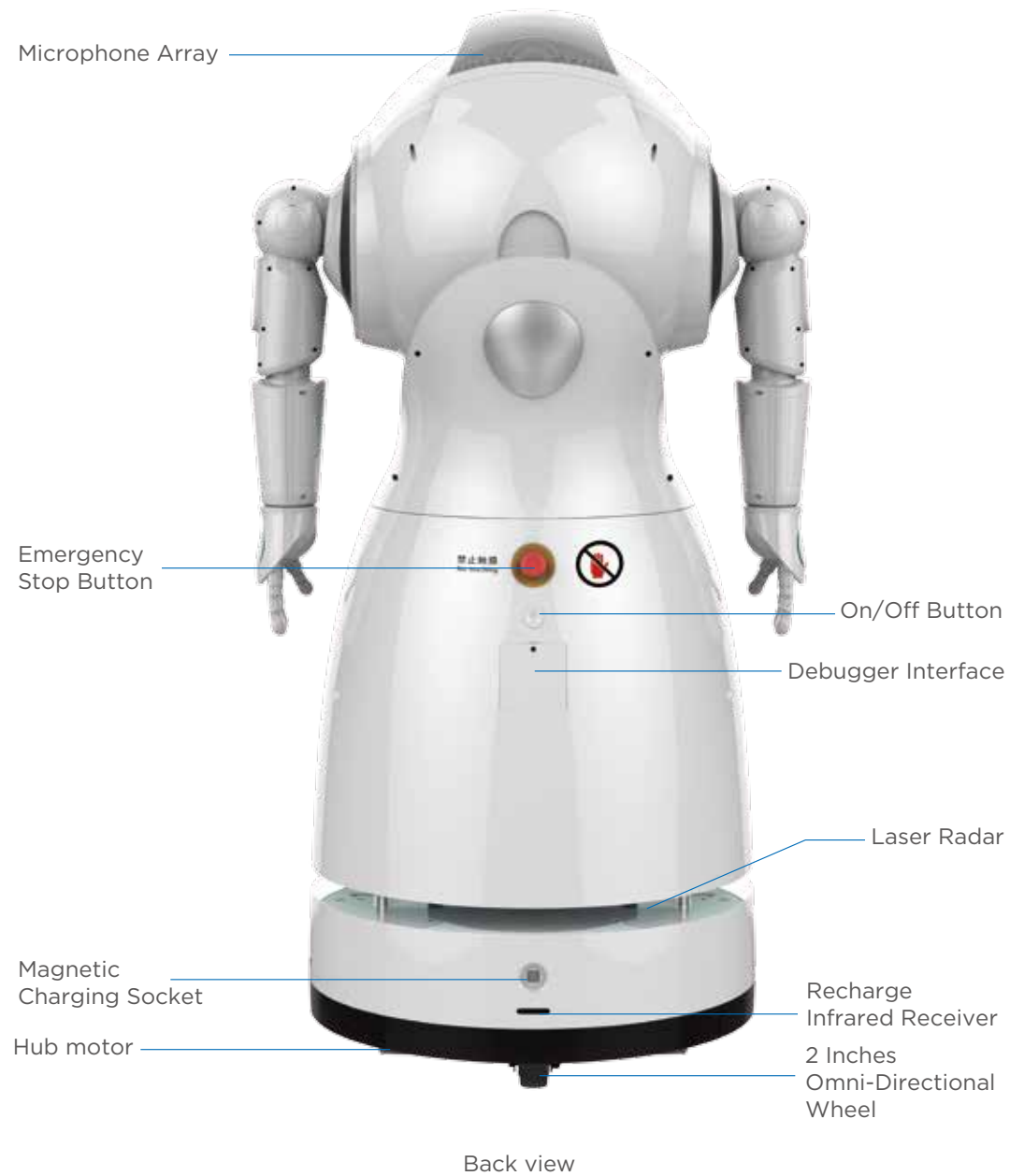
Front view

## 1.2 Exterior Feature Diagrams

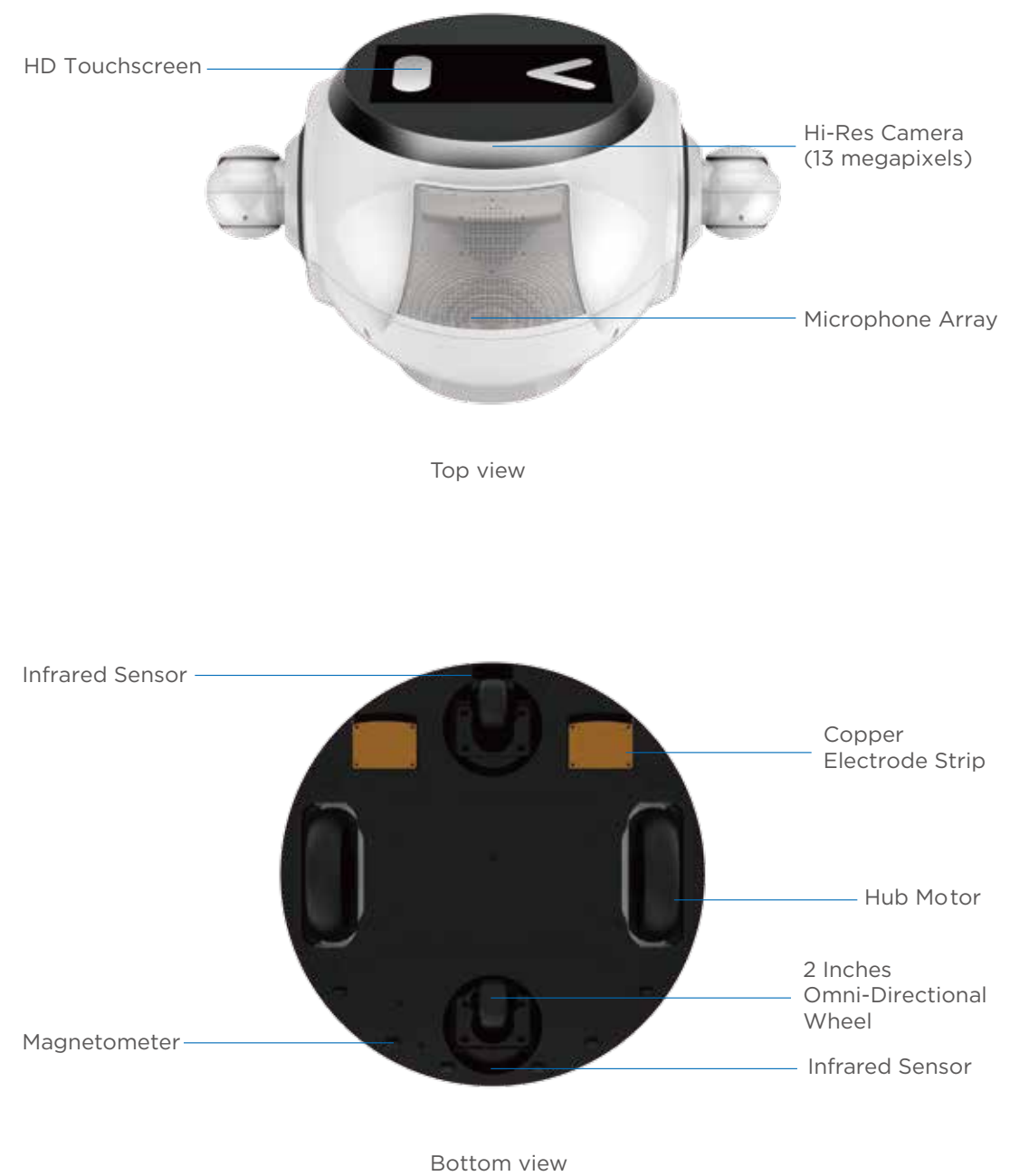


Side view


## 1.2 Exterior Feature Diagrams



## 1.2 Exterior Feature Diagrams



## 1.3 Charging Dock Feature Diagrams



Front view



Rear view

# Part II

## Safety Instructions

Please read the following information carefully. We do not assume any direct or indirect responsibility for damage due to improper use of the product.

Attention: For safety concerns, we strongly advise to comply with the following instructions.

This manual may not cover all possible occurrences.

All instances of "Cruzr" and "Robot" (as well as "It" and "Its") in this manual refer to the Cruzr robot, while "You" (and "Yours") refers to the user.

### Attention:

**Keep children 6 and under away from the robot!**

**Keep pets away from the robot!**

## 2.1 Cruzr Safety

### 2.1.1 General Guidelines:

If you have no experience operating robots like Cruzr, please be especially careful during use. Operating Cruzr for the first time might not be so easy.

Do not use Cruzr to perform personal safety-related operations.