

## Appendix A. Test Photos

## 1. Photographs of Conducted Emissions Test Configuration

Test Mode: Mode 1

FRONT VIEW



REAR VIEW



## 2. Photographs of Radiated Emissions Test Configuration

Test Configuration: 9kHz ~30MHz / Test Mode: Mode 2

FRONT VIEW




REAR VIEW



Test Configuration: 30MHz~1GHz / Test Mode: Mode 2

FRONT VIEW



REAR VIEW






Test Configuration: Above 1GHz

Test Mode 1: EUT 1 + Set 1 Ceiling Mount Omni Antenna / 4 dBi

FRONT VIEW



REAR VIEW




Test Mode 2: EUT 1 + Set 2 Sector Antenna / 7.5 dBi

FRONT VIEW




REAR VIEW




Test Mode 3: EUT 1 + Set 3 Sector Antenna / 5.5 dBi

FRONT VIEW




REAR VIEW






Test Mode 4: EUT 1 + Set 4 Sector Antenna / 10.5 dBi

FRONT VIEW




REAR VIEW






Test Mode 5: EUT 1 + Set 7 Sector Antenna / 5 dBi

FRONT VIEW




REAR VIEW




Test Mode 6: EUT 1 + Set 8 Dipole Antenna / 4.66 dBi

FRONT VIEW




REAR VIEW



Mode 7: EUT 2 + Set 10 PIFA Antenna / Chain1:3.81 dBi, Chain2:3.75 dBi, Chain3:3.98 dBi, Chain4:3.47 dBi

FRONT VIEW



REAR VIEW

