

ATTACHMENT O – SAR TEST PLOTS (4 of 4)

TX-120C(Body)

SAM I Phantom; Flat Section; Position: (90°,90°); Frequency: 835 MHz

Probe: ET3DV6 - SN1798; ConvP(6.30,6.30,6.30); Crest factor: 1.0; Body 835 MHz: $\sigma = 0.99$

mho/m $\epsilon_r = 53.9$ $\rho = 1.00$ g/cm³

Cube 5x5x7; SAR (1g): 0.337 mW/g, SAR (10g): 0.235 mW/g

Coarse: Dx = 20.0, Dy = 20.0, Dz = 10.0

Powerdrift: -0.19 dB

Comment:

FCC ID: PP4TX-120C / MODEL: TX-120C

Company: Hyundai Curitel Inc.

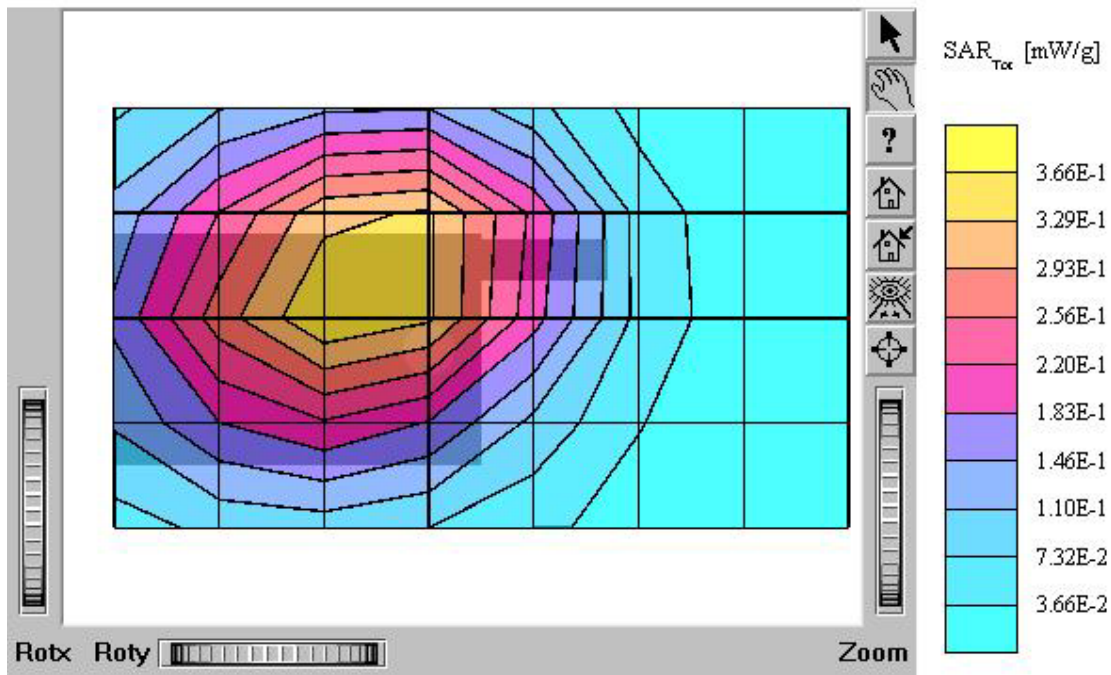
Test Position: Body / Antenna: in

Mode: AMPS / Channel: 383 (836.49MHz)

Conducted Power: 27 dBm

Liquid Temperature: 21.4 °C

Date Tested : December 22, 2003



TX-120C(Body)

SAM I Phantom: Flat Section: Position: (90°,90°); Frequency: 835 MHz

Probe: ET3DV6 - SN1798; ConvF(6.30,6.30,6.30); Crest factor: 1.0; Body 835 MHz: $\sigma = 0.99$

mho/m $\epsilon_r = 53.9$ $\rho = 1.00$ g/cm³

Cube 5x5x7; SAR (1g): 0.446 mW/g, SAR (10g): 0.314 mW/g

Coarse: Dx = 20.0, Dy = 20.0, Dz = 10.0

Powerdrift: -0.14 dB

Comment:

FCC ID: PP4TX-120C / MODEL: TX-120C

Company: Hyundai Curitel Inc.

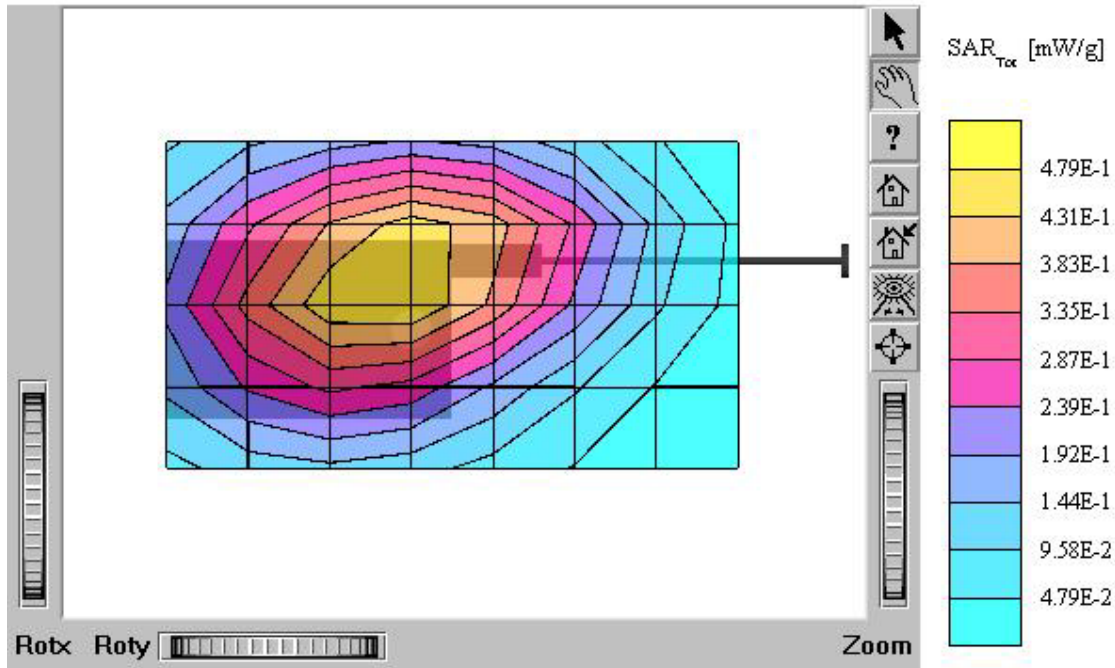
Test Position: Body / Antenna: out

Mode: AMPS / Channel: 383 (836.49MHz)

Conducted Power: 27 dBm

Liquid Temperature: 21.4 °C

Date Tested : December 22, 2003



TX-120C(Body)

SAM I Phantom: Flat Section: Position: (90°,90°); Frequency: 835 MHz

Probe: ET3DV6 - SN1798; ConvF(6.30,6.30,6.30); Crest factor: 1.0; Body 835 MHz: $\sigma = 0.99$

mho/m $\epsilon_r = 54.0$ $\rho = 1.00$ g/cm³

Cube 5x5x7; SAR (1g): 0.242 mW/g, SAR (10g): 0.169 mW/g

Coarse: Dx = 20.0, Dy = 20.0, Dz = 10.0

Powerdrift: 0.06 dB

Comment:

FCC ID: PP4TX-120C / MODEL: TX-120C

Company: Hyundai Curitel Inc.

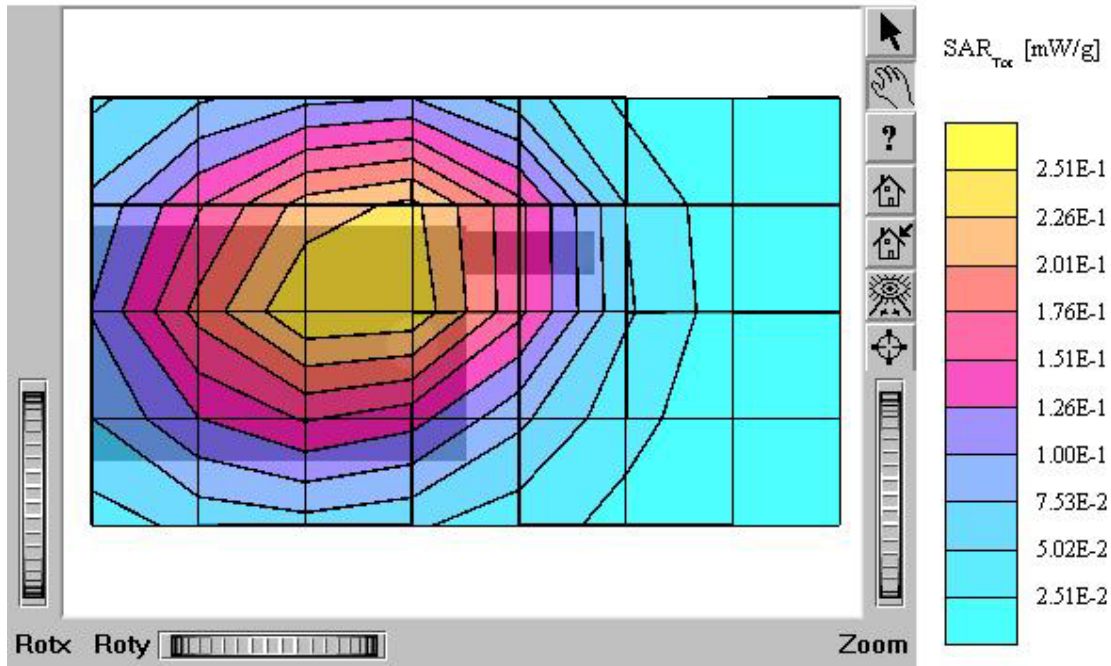
Test Position: Body /Antenna: in

Mode: CDMA / Channel: 363 (835.89MHz)

Conducted Power: 25.0dBm

Liquid Temperature: 21.5 °C

Date Tested : December 23, 2003



TX-120C(Body)

SAM I Phantom; Flat Section; Position: (90°,90°); Frequency: 835 MHz

Probe: ET3DV6 - SN1798; ConvF(6.30,6.30,6.30); Crest factor: 1.0; Body 835 MHz: $\sigma = 0.99$

mho/m $\epsilon_r = 54.0$ $\rho = 1.00$ g/cm³

Cube 5x5x7; SAR (1g): 0.340 mW/g, SAR (10g): 0.240 mW/g

Coarse: Dx = 20.0, Dy = 20.0, Dz = 10.0

Powerdrift: -0.06 dB

Comment:

FCC ID: PP4TX-120C / MODEL: TX-120C

Company: Hyundai Curitel Inc.

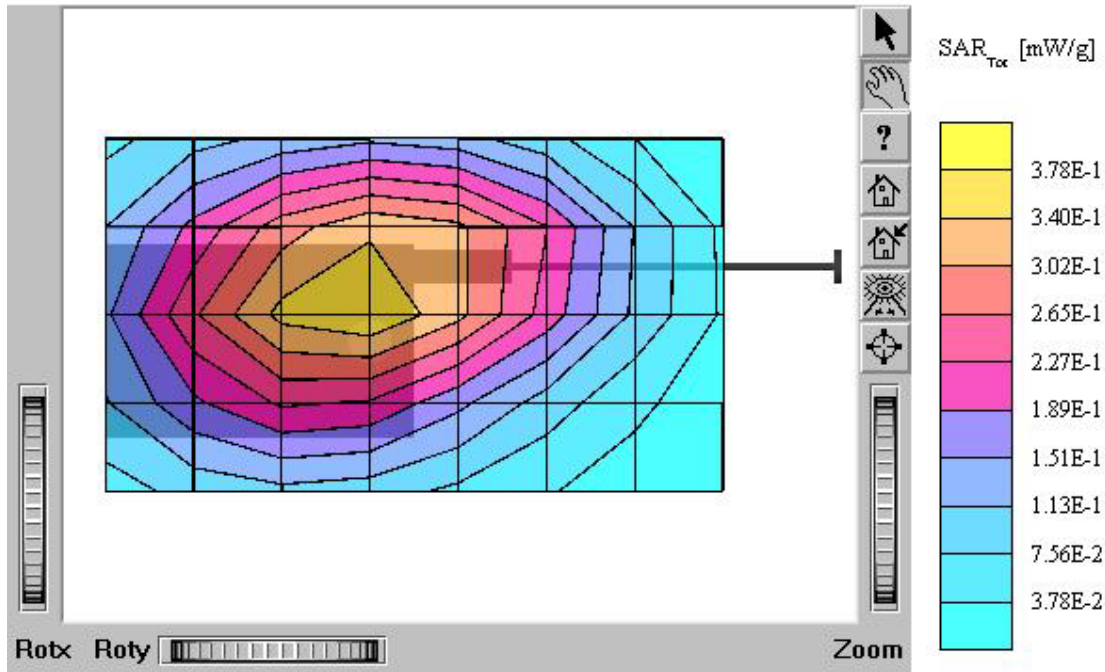
Test Position: Body / Antenna: out

Mode: CDMA / Channel: 363 (835.89 MHz)

Conducted Power: 25.5 dBm

Liquid Temperature: 21.5 °C

Date Tested : December 23, 2003



TX-120C(Body)

SAM II Phantom; Flat Section; Position: (90°,90°); Frequency: 1900 MHz

Probe: ET3DV6 - SN1798; ConvF(4.70,4.70,4.70); Crest factor: 1.0; Body 1900 MHz: $\sigma = 1.56$

mho/m $\epsilon_r = 52.1$ $\rho = 1.00$ g/cm³

Cube 5x5x7; SAR (1g): 0.247 mW/g, SAR (10g): 0.150 mW/g

Coarse: Dx = 20.0, Dy = 20.0, Dz = 10.0

Powerdrift: -0.07 dB

Comment:

FCC ID: PP4TX-120C / MODEL: TX-120C

Company: Hyundai Curitel Inc.

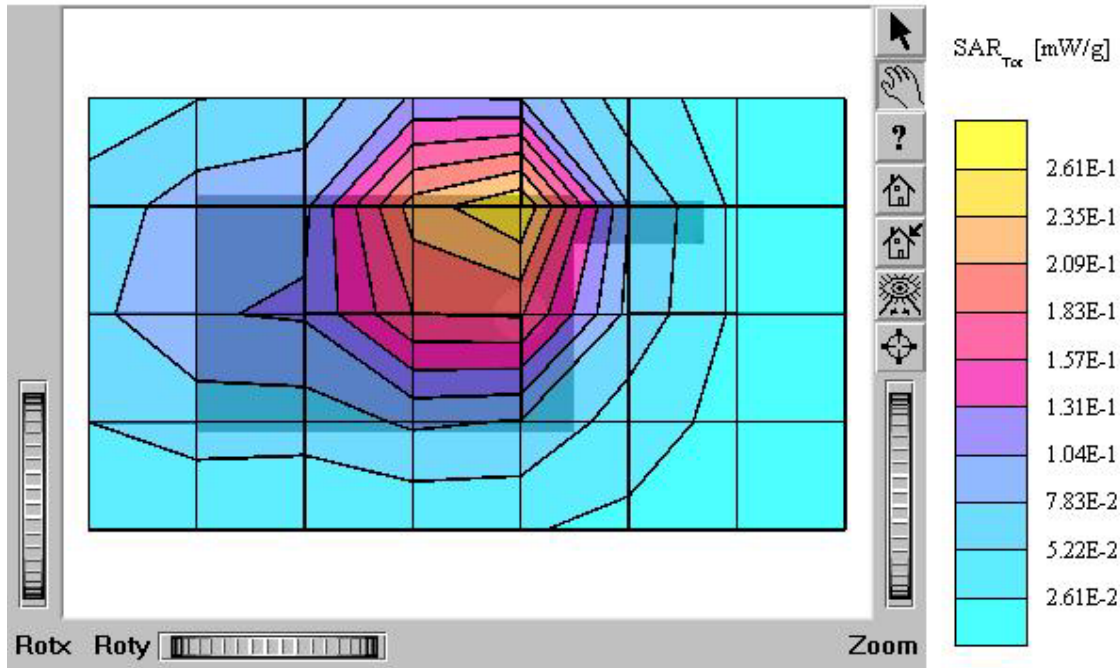
Test Position: Body / Antenna: in

Mode: PCS CDMA / Channel: 600 (1880 MHz)

Conducted Power: 25.0 dBm

Liquid Temperature: 21.3 °C

Date Tested : December 24, 2003



TX-120C(Body)

SAM II Phantom; Flat Section; Position: (90°,90°); Frequency: 1900 MHz

Probe: ET3DV6 - SN1798; ConvF(4.70,4.70,4.70); Crest factor: 1.0; Body 1900 MHz: $\sigma = 1.56$

mho/m $\epsilon_r = 52.1$ $\rho = 1.00$ g/cm³

Cube 5x5x7; SAR (1g): 0.502 mW/g, SAR (10g): 0.293 mW/g

Coarse: Dx = 20.0, Dy = 20.0, Dz = 10.0

Powerdrift: -0.11 dB

Comment:

FCC ID: PP4TX-120C / MODEL: TX-120C

Company: Hyundai Curitel Inc.

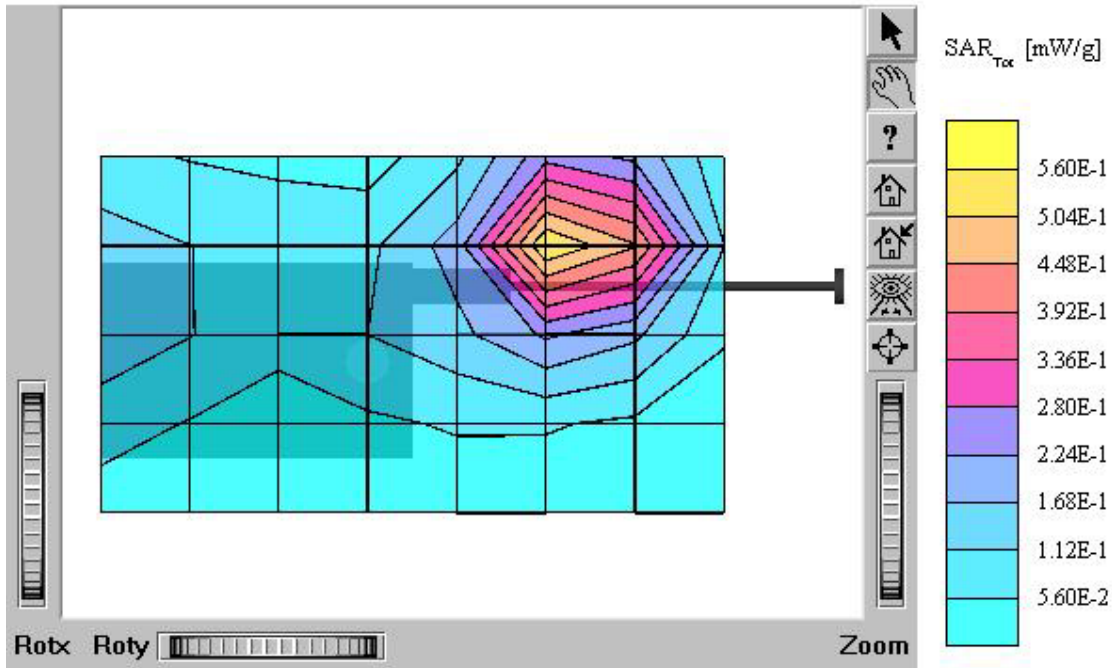
Test Position: Body / Antenna: out

Mode: PCS CDMA / Channel: 600 (1880 MHz)

Conducted Power: 25.0 dBm

Liquid Temperature: 21.3 °C

Date Tested : December 24, 2003



TX-120C (Body)

SAM II Phantom; Flat Section; Position: (90°,90°); Frequency: 1900 MHz

Probe: ET3DV6 - SN1798; ConvF(4.70,4.70,4.70); Crest factor: 1.0; Body 1900 MHz: $\sigma = 1.56 \text{ mho/m}$ $\epsilon_r = 52.1$ $\rho = 1.00 \text{ g/cm}^3$

Cube 5x5x7: SAR (1g): 0.469 mW/g, SAR (10g): 0.271 mW/g

Coarse: Dx = 20.0, Dy = 20.0, Dz = 10.0

Powerdrift: -0.09 dB

Comment :

FCC ID: PP4TX-120C / MODEL: TX-120C

Company: Hyundai Curitel Inc.

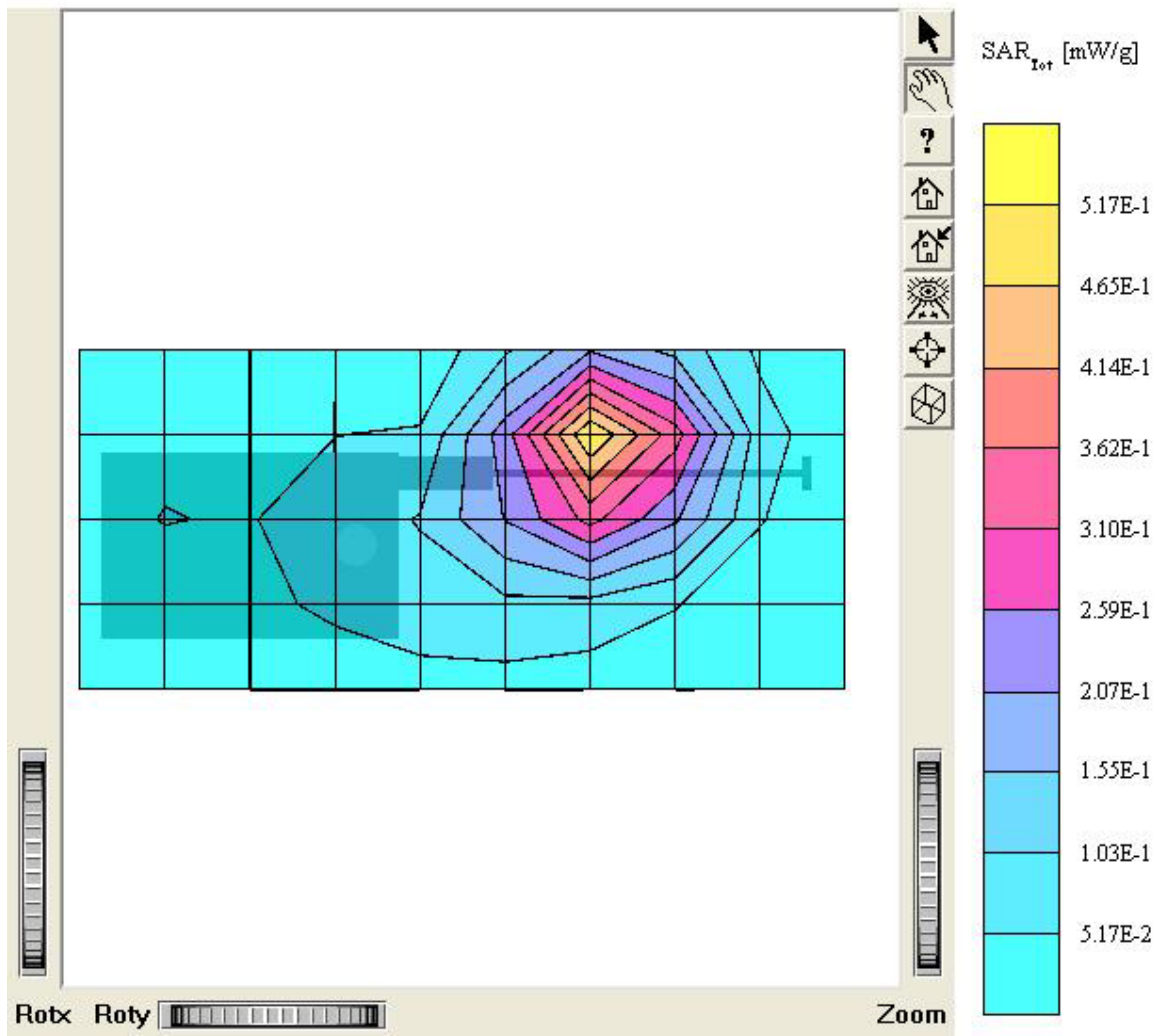
Test Position: Body / Antenna: out

Mode: PCS CDMA / Channel: 600 (1880 MHz)

Conducted Power: 25.0 dBm

Liquid Temperature: 21.3 °C

Date Tested : January 26, 2004



TX-110C

SAM I Phantom; Left Hand (CRP) Section; Position: (90°,180°); Frequency: 835 MHz

Probe: ET3DV6 - SN1798; ConvF(6.60,6.60,6.60); Crest factor: 1.0; Brain 835 MHz: $\sigma = 0.90$ mho/m $\epsilon_r = 41.8$ $\rho = 1.00$ g/cm³

Cube 5x5x7: SAR (1g): 0.588 mW/g, SAR (10g): 0.405 mW/g

Cube 5x5x7: Dx = 8.0, Dy = 8.0, Dz = 5.0

Comment :

FCC ID: PP4TX-120C / MODEL: TX-120C

Company: Hyundai Curitel Inc.

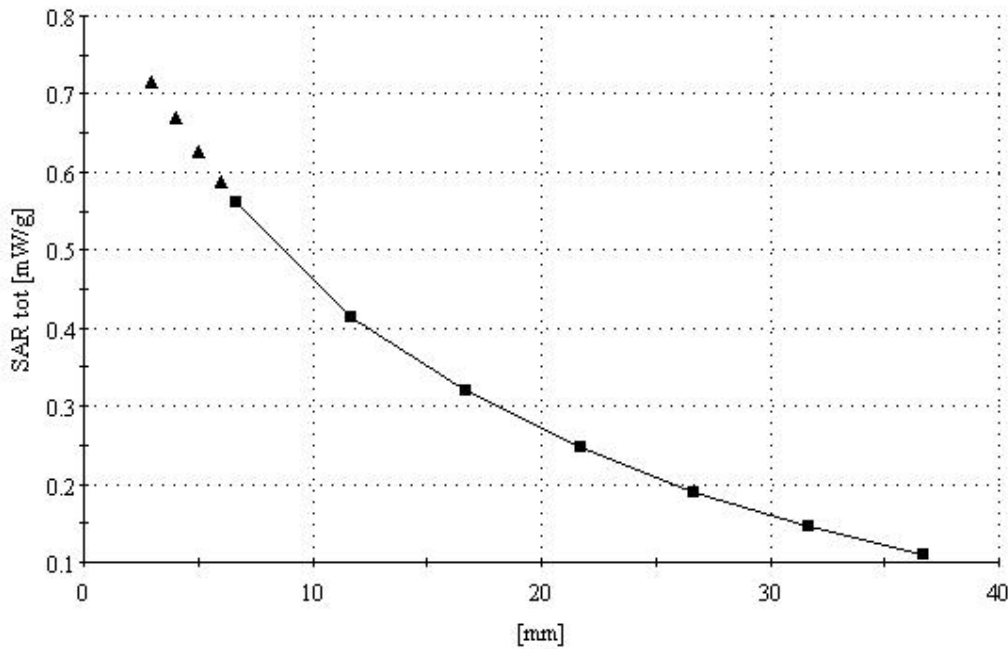
Test Position: Left Touch / Antenna: in

Mode: AMPS / Channel: 991 (824.04MHz)

Conducted Power: 27 dBm

Liquid Temperature: 21.4 °C

Date Tested : December 22, 2003

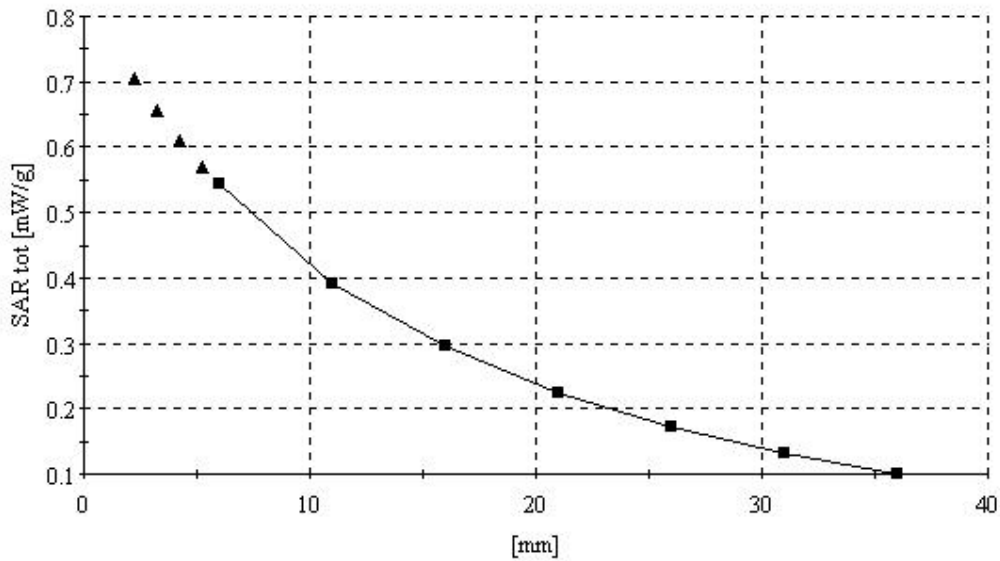


TX-120C

SAM I Phantom: Right Hand (CRP) Section; Position: (90°,180°); Frequency: 835 MHz
Probe: ET3DV6 - SN1798; ConvF(6.60,6.60,6.60); Crest factor: 1.0; Brain 835 MHz: $\sigma = 0.90$
mho/m $\epsilon_r = 41.8$ $\rho = 1.00$ g/cm³
Cube 5x5x7; SAR (1g): 0.749 mW/g, SAR (10g): 0.498 mW/g
Cube 5x5x7; Dx = 8.0, Dy = 8.0, Dz = 5.0

Comment:

FCC ID: PP4TX-120C / MODEL: TX-120C
Company: Hyundai Curitel Inc.
Test Position: Right Touch / Antenna: in
Mode: AMPS / Channel: 383 (836.49MHz)
Conducted Power: 27 dBm
Liquid Temperature: 21.4 °C
Date Tested : December 22, 2003



TX-110C

SAM I Phantom; Left Hand (CRP) Section; Position: (90°,180°); Frequency: 835 MHz

Probe: ET3DV6 - SN1798; ConvF(6.60,6.60,6.60); Crest factor: 1.0; Brain 835 MHz: $\sigma = 0.90$ mho/m $\epsilon_r = 41.8$ $\rho = 1.00$ g/cm³

Cube 5x5x7: SAR (1g): 0.357 mW/g, SAR (10g): 0.252 mW/g

Cube 5x5x7: Dx = 8.0, Dy = 8.0, Dz = 5.0

Comment :

FCC ID: PP4TX-120C / MODEL: TX-120C

Company: Hyundai Curitel Inc.

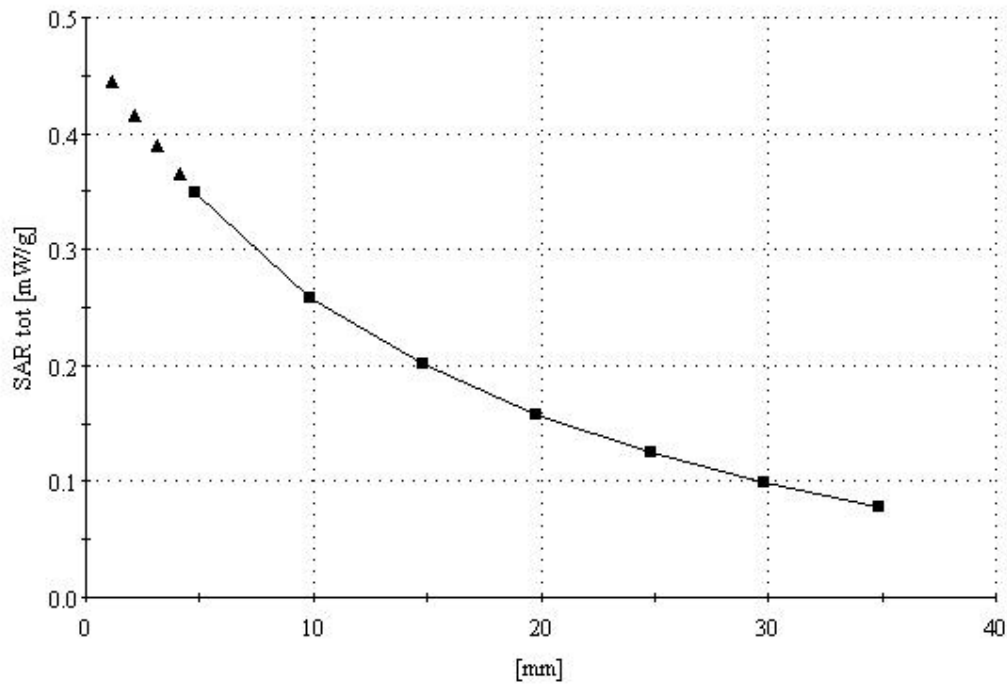
Test Position: Left Tilt 15° / Antenna: in

Mode: AMPS / Channel: 383 (836.49MHz)

Conducted Power: 27 dBm

Liquid Temperature: 21.4 °C

Date Tested : December 22, 2003



TX-110C

SAM I Phantom; Right Hand (CRP) Section; Position: (90°,180°); Frequency: 835 MHz

Probe: ET3DV6 - SN1798; ConvF(6.60,6.60,6.60); Crest factor: 1.0; Brain 835 MHz: $\sigma = 0.90$ mho/m $\epsilon_r = 41.8$ $\rho = 1.00$ g/cm³

Cube 5x5x7: SAR (1g): 0.422 mW/g, SAR (10g): 0.292 mW/g

Cube 5x5x7: Dx = 8.0, Dy = 8.0, Dz = 5.0

Comment :

FCC ID: PP4TX-120C / MODEL: TX-120C

Company: Hyundai Curitel Inc.

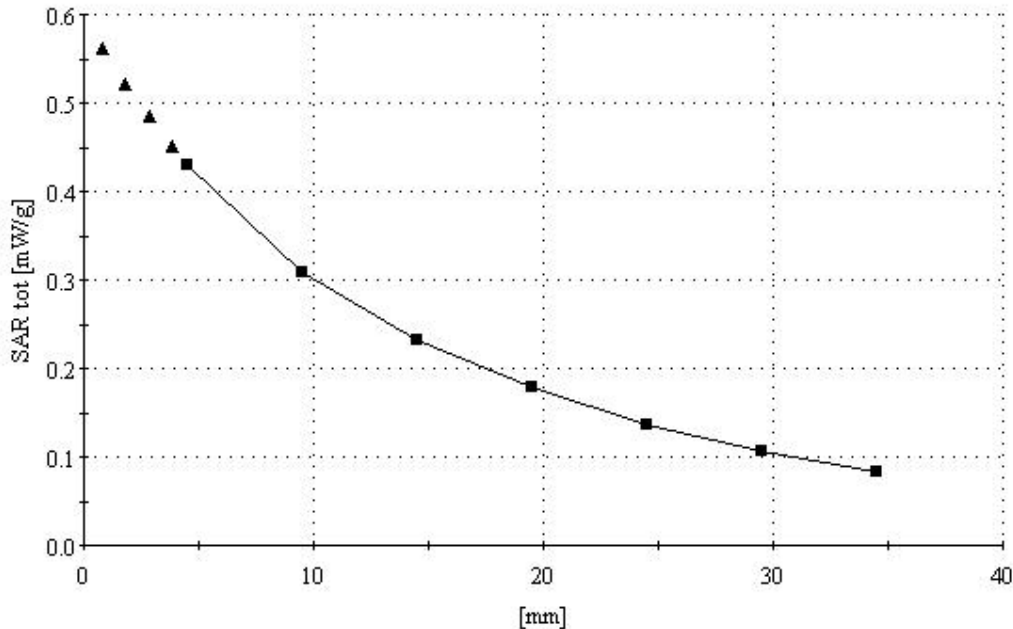
Test Position: Right Tilt 15 ° / Antenna: in

Mode: AMPS / Channel: 383 (836.49MHz)

Conducted Power: 27 dBm

Liquid Temperature: 21.4 °C

Date Tested : December 22, 2003



TX-110C

SAM I Phantom; Left Hand (CRP) Section; Position: (90°,180°); Frequency: 835 MHz

Probe: ET3DV6 - SN1798; ConvF(6.60,6.60,6.60); Crest factor: 1.0; Brain 835 MHz: $\sigma = 0.90$ mho/m $\epsilon_r = 41.8$ $\rho = 1.00$ g/cm³

Cube 5x5x7: SAR (1g): 0.471 mW/g, SAR (10g): 0.323 mW/g

Cube 5x5x7: Dx = 8.0, Dy = 8.0, Dz = 5.0

Comment :

FCC ID: PP4TX-120C / MODEL: TX-120C

Company: Hyundai Curitel Inc.

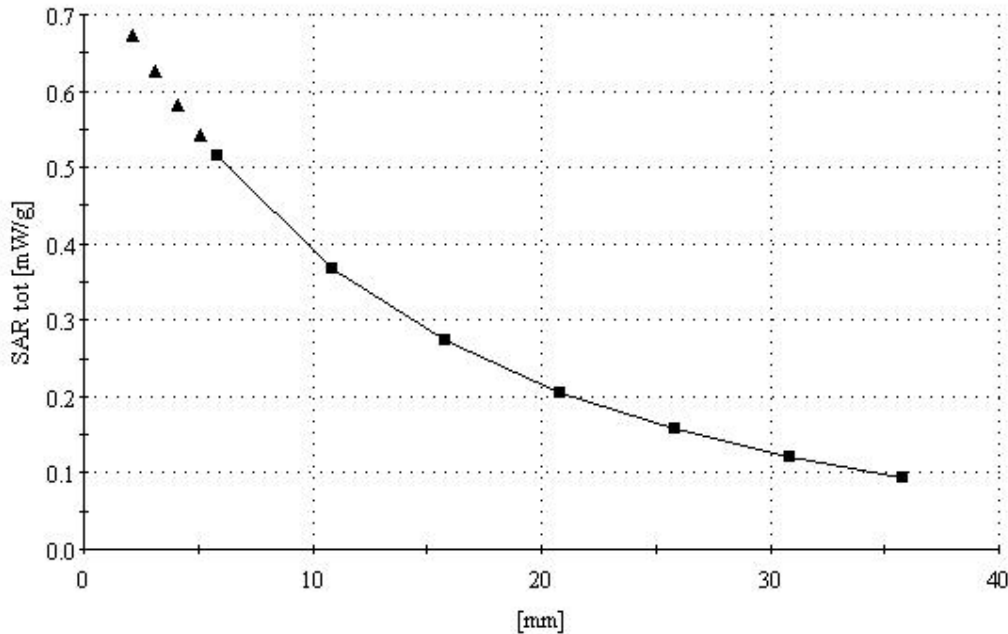
Test Position: Left / touch / Antenna: in

Mode: CDMA / Channel: 1013 (824.70MHz)

Conducted Power: 25.5 dBm

Liquid Temperature: 21.5 °C

Date Tested : December 23, 2003

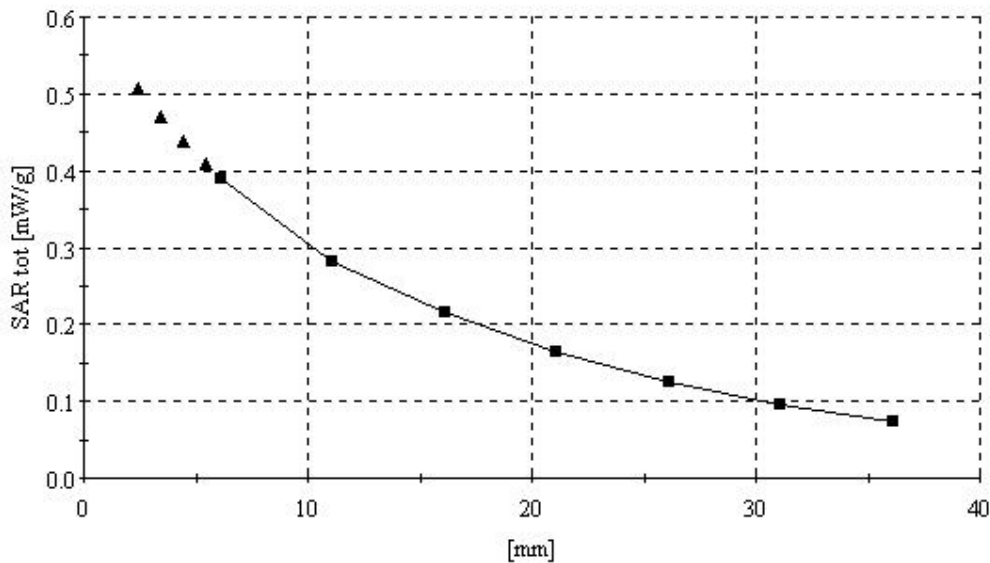


TX-120C

SAM I Phantom; Right Hand (CRP) Section; Position: (90°,180°); Frequency: 835 MHz
Probe: ET3DV6 - SN1798; ConvF(6.60,6.60,6.60); Crest factor: 1.0; Brain 835 MHz: $\sigma = 0.90$
mho/m $\epsilon_r = 41.8$ $\rho = 1.00$ g/cm³
Cube 5x5x7; SAR (1g): 0.581 mW/g, SAR (10g): 0.385 mW/g
Cube 5x5x7; Dx = 8.0, Dy = 8.0, Dz = 5.0

Comment:

FCC ID: PP4TX-120C / MODEL: TX-120C
Company: Hyundai Curitel Inc.
Test Position: Right / touch / Antenna: in
Mode: CDMA / Channel: 363 (835.89MHz)
Conducted Power: 25.5 dBm
Liquid Temperature: 21.5 °C
Date Tested : December 23, 2003



TX-110C

SAM I Phantom; Left Hand (CRP) Section; Position: (90°,180°); Frequency: 835 MHz

Probe: ET3DV6 - SN1798; ConvF(6.60,6.60,6.60); Crest factor: 1.0; Brain 835 MHz: $\sigma = 0.90$ mho/m $\epsilon_r = 41.8$ $\rho = 1.00$ g/cm³

Cube 5x5x7: SAR (1g): 0.283 mW/g, SAR (10g): 0.200 mW/g

Cube 5x5x7: Dx = 8.0, Dy = 8.0, Dz = 5.0

Comment :

FCC ID: PP4TX-120C / MODEL: TX-120C

Company: Hyundai Curitel Inc.

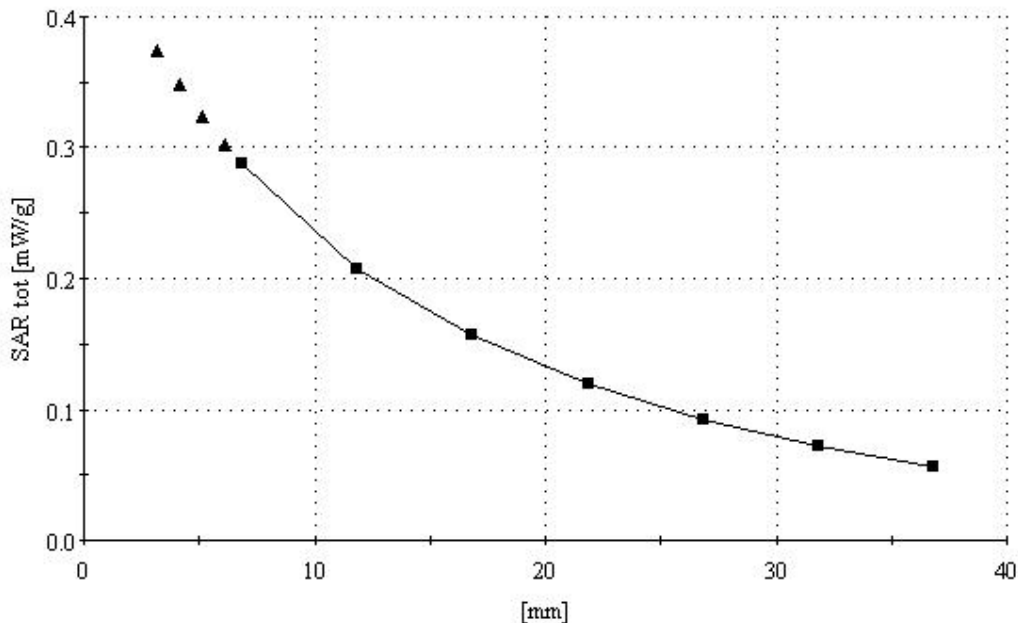
Test Position: Tilt 15° /left / Antenna: in

Mode: CDMA / Channel: 363 (835.89MHz)

Conducted Power: 25.5 dBm

Liquid Temperature: 21.5 °C

Date Tested : December 23, 2003



TX-110C

SAM I Phantom; Right Hand (CRP) Section; Position: (90°,180°); Frequency: 835 MHz

Probe: ET3DV6 - SN1798; ConvF(6.60,6.60,6.60); Crest factor: 1.0; Brain 835 MHz: $\sigma = 0.90$ mho/m $\epsilon_r = 41.8$ $\rho = 1.00$ g/cm³

Cube 5x5x7: SAR (1g): 0.333 mW/g, SAR (10g): 0.230 mW/g

Cube 5x5x7: Dx = 8.0, Dy = 8.0, Dz = 5.0

Comment :

FCC ID: PP4TX-120C / MODEL: TX-120C

Company: Hyundai Curitel Inc.

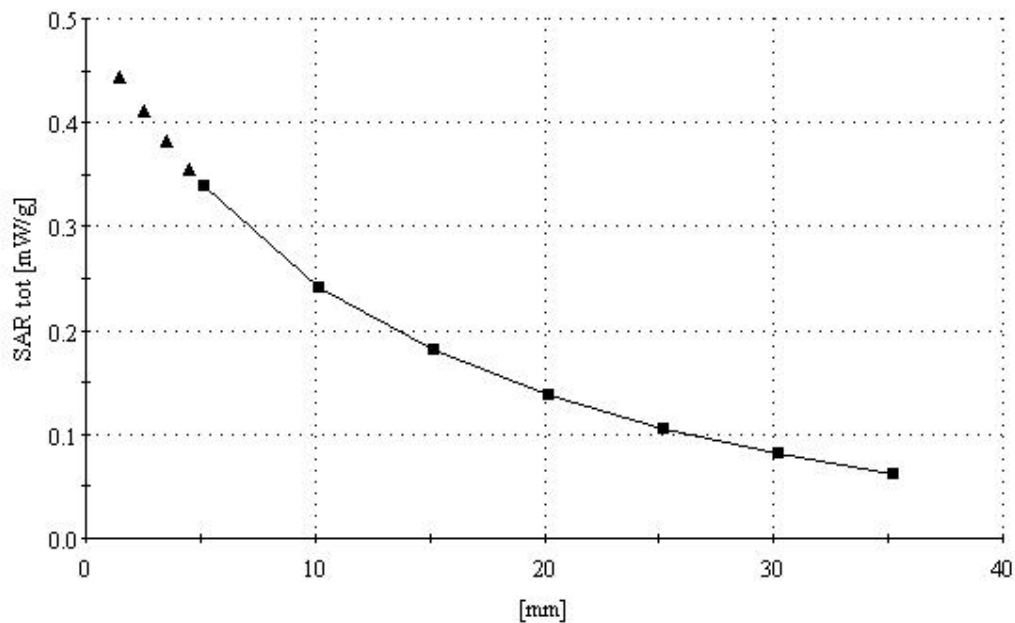
Test Position: Tilt 15° / Right / Antenna: in

Mode: CDMA / Channel: 363 (835.89MHz)

Conducted Power: 25.5 dBm

Liquid Temperature: 21.5 °C

Date Tested : December 23, 2003



TX-120C

SAM II Phantom; Left Hand [CRP] Section; Position: (90°,180°); Frequency: 1900 MHz

Probe: ET3DV6 - SN1798; ConvF(5.20,5.20,5.20); Crest factor: 1.0; Brain 1900 MHz: $\sigma = 1.44 \text{ mho/m}$, $\epsilon_r = 38.6$, $\rho = 1.00 \text{ g/cm}^3$

Cube 5x5x7: SAR(1g): 1.24 mW/g, SAR(10g): 0.741 mW/g

Cube 5x5x7: Dx = 8.0, Dy = 8.0, Dz = 5.0

Comment :

FCC ID: PP4TX-120C / MODEL: TX-120C

Company: Hyundai Curitel Inc.

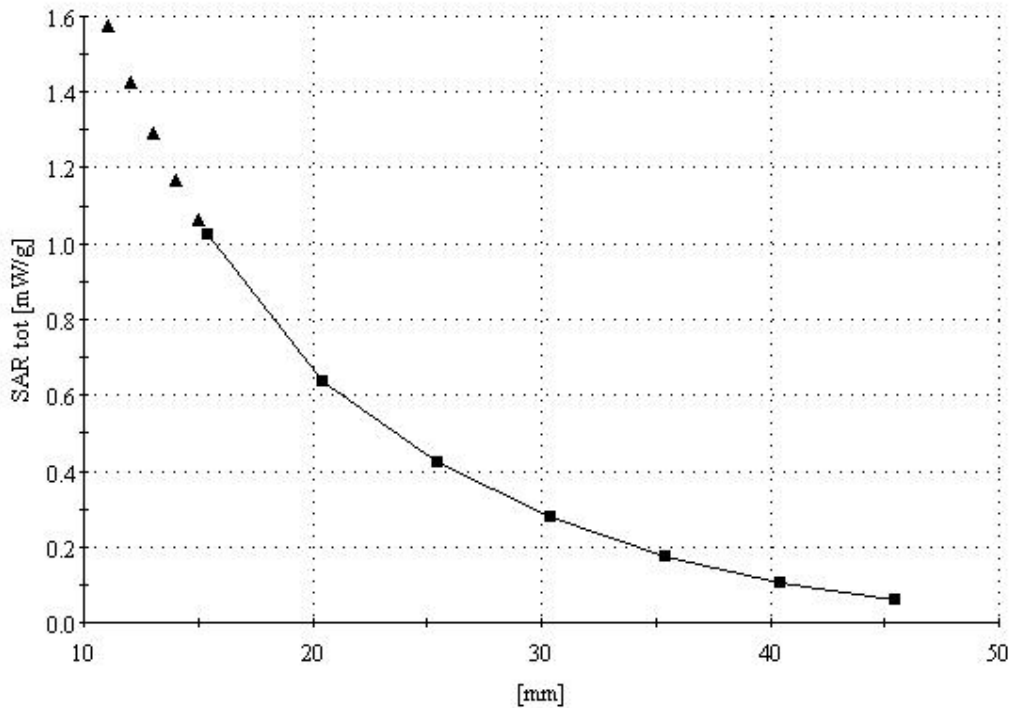
Test Position: Left / touch / Antenna: in

Mode: PCS CDMA / Channel: 600 (1880 MHz)

Conducted Power: 25.0 dBm

Liquid Temperature: 21.3 °C

Date Tested : December 24, 2003

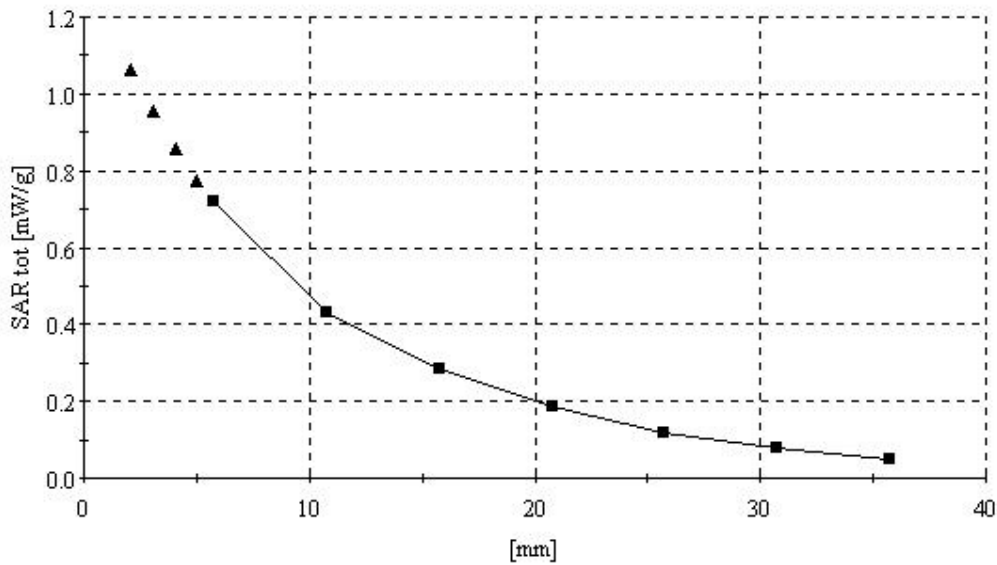


TX-120C

SAM II Phantom: Right Hand [CRP] Section: Position: (90°,180°); Frequency: 1900 MHz
Probe: ET3DV6 - SN1798; ConvF(5.20,5.20,5.20); Crest factor: 1.0; Brain 1900 MHz: $\sigma = 1.44$
mho/m $\epsilon_r = 38.6$ $\rho = 1.00$ g/cm³
Cube 5x5x7: SAR (1g): 1.25 mW/g, SAR (10g): 0.697 mW/g
Cube 5x5x7: Dx = 8.0, Dy = 8.0, Dz = 5.0

Comment:

FCC ID: PP4TX-120C / MODEL: TX-120C
Company: Hyundai Curitel Inc.
Test Position: Right / touch / Antenna: in
Mode: PCS CDMA / Channel: 600 (1880 MHz)
Conducted Power: 25.0 dBm
Liquid Temperature: 21.3 °C
Date Tested : December 24, 2003



TX-120C

SAM II Phantom; Left Hand [CRP] Section; Position: (90°,180°); Frequency: 1900 MHz

Probe: ET3DV6 - SN1798; ConvF(5.20,5.20,5.20); Crest factor: 1.0; Brain 1900 MHz: $\sigma = 1.44 \text{ mho/m}$ $\epsilon_r = 38.6$ $\rho = 1.00 \text{ g/cm}^3$

Cube 5x5x7: SAR (1g): 0.516 mW/g, SAR (10g): 0.299 mW/g

Cube 5x5x7: Dx = 8.0, Dy = 8.0, Dz = 5.0

Comment :

FCC ID: PP4TX-120C / MODEL: TX-120C

Company: Hyundai Curitel Inc.

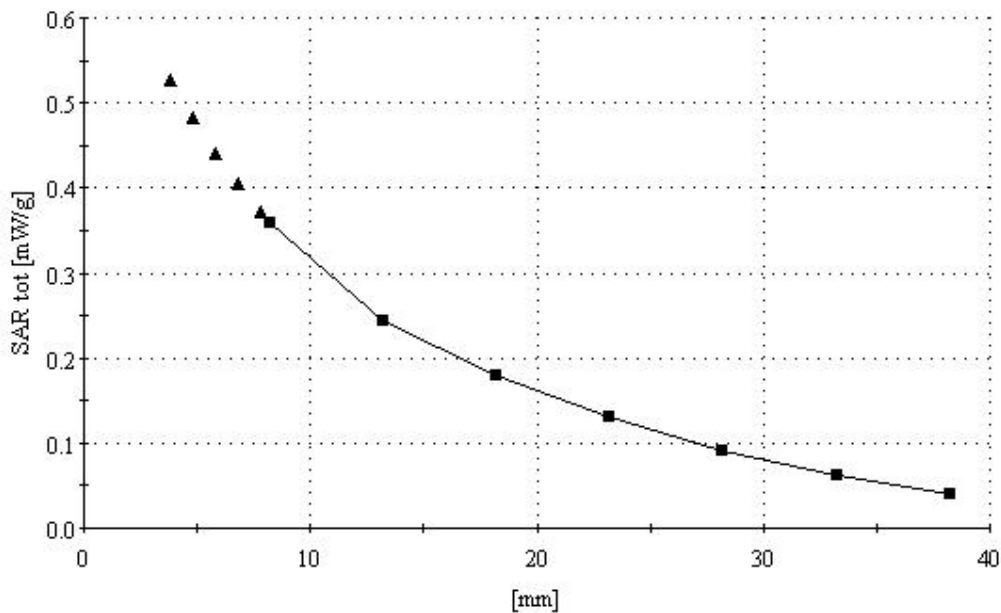
Test Position: Left / tilt 15° / Antenna: in

Mode: PCS CDMA / Channel: 600 (1880 MHz)

Conducted Power: 25.0 dBm

Liquid Temperature: 21.3 °C

Date Tested : December 24, 2003



TX-110C

SAM II Phantom; Right Hand [CRP] Section; Position: (90°,180°); Frequency: 1900 MHz

Probe: ET3DV6 - SN1798; ConvF(5.20,5.20,5.20); Crest factor: 1.0; Brain 1900 MHz: $\sigma = 1.44 \text{ mho/m}$ $\epsilon_r = 38.6$ $\rho = 1.00 \text{ g/cm}^3$

Cube 5x5x7: SAR(1g): 0.518 mW/g, SAR(10g): 0.319 mW/g

Cube 5x5x7: Dx = 8.0, Dy = 8.0, Dz = 5.0

Comment :

FCC ID: PP4TX-120C / MODEL: TX-120C

Company: Hyundai Curitel Inc.

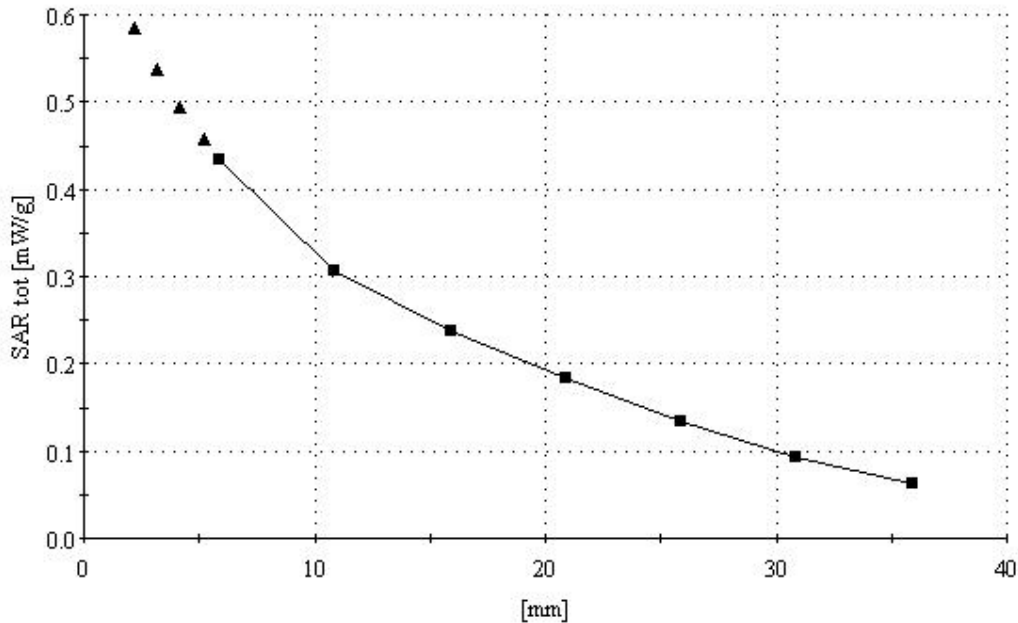
Test Position: Right / tilt 15° / Antenna: in

Mode: PCS CDMA / Channel:600 (1880 MHz)

Conducted Power: 25.0 dBm

Liquid Temperature: 21.3 °C

Date Tested : December 24, 2003



TX-120C(Body)

SAM I Phantom; Flat Section; Position: (90°,90°); Frequency: 835 MHz

Probe: ET3DV6 - SN1798; ConvF(6.30,6.30,6.30); Crest factor: 1.0; Body 835 MHz: $\sigma = 0.99$ mho/m $\epsilon_r = 53.9$ $\rho = 1.00$ g/cm³

Cube 5x5x7: SAR (1g): 0.478 mW/g, SAR (10g): 0.337 mW/g

Cube 5x5x7: Dx = 8.0, Dy = 8.0, Dz = 5.0

Comment :

FCC ID: PP4TX-120C / MODEL: TX-120C

Company: Hyundai Curitel Inc.

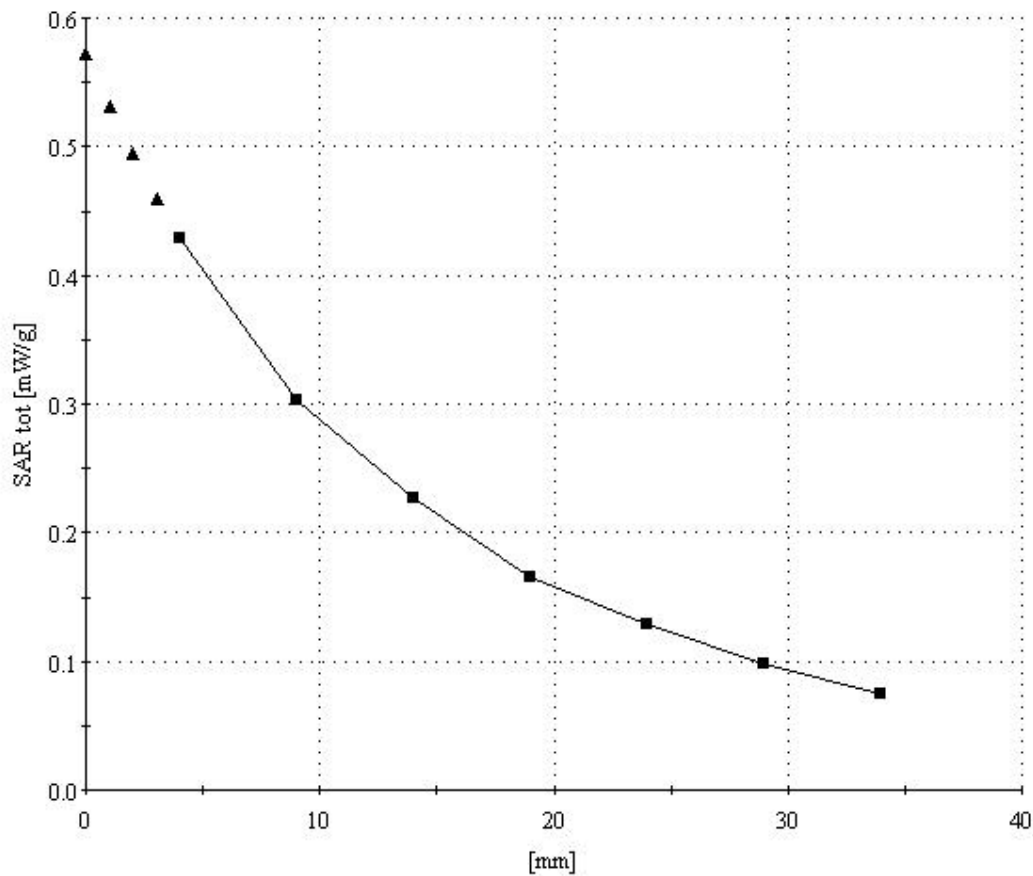
Test Position: Body / Antenna: out

Mode: AMPS / Channel: 383 (836.49MHz)

Conducted Power: 27 dBm

Liquid Temperature: 21.4 °C

Date Tested : December 22, 2003



TX-120C(Body)

SAM I Phantom; Flat Section; Position: (90°,90°); Frequency: 835 MHz

Probe: ET3DV6 - SN1798; ConvF(6.30,6.30,6.30); Crest factor: 1.0; Body 835 MHz: $\sigma = 0.99$ mho/m $\epsilon_r = 54.0$ $\rho =$

1.00 g/cm³

Cube 5x5x7: SAR (1g): 0.368 mW/g, SAR (10g): 0.260 mW/g

Cube 5x5x7: Dx = 8.0, Dy = 8.0, Dz = 5.0

Comment :

FCC ID: PP4TX-120C / MODEL: TX-120C

Company: Hyundai Curitel Inc.

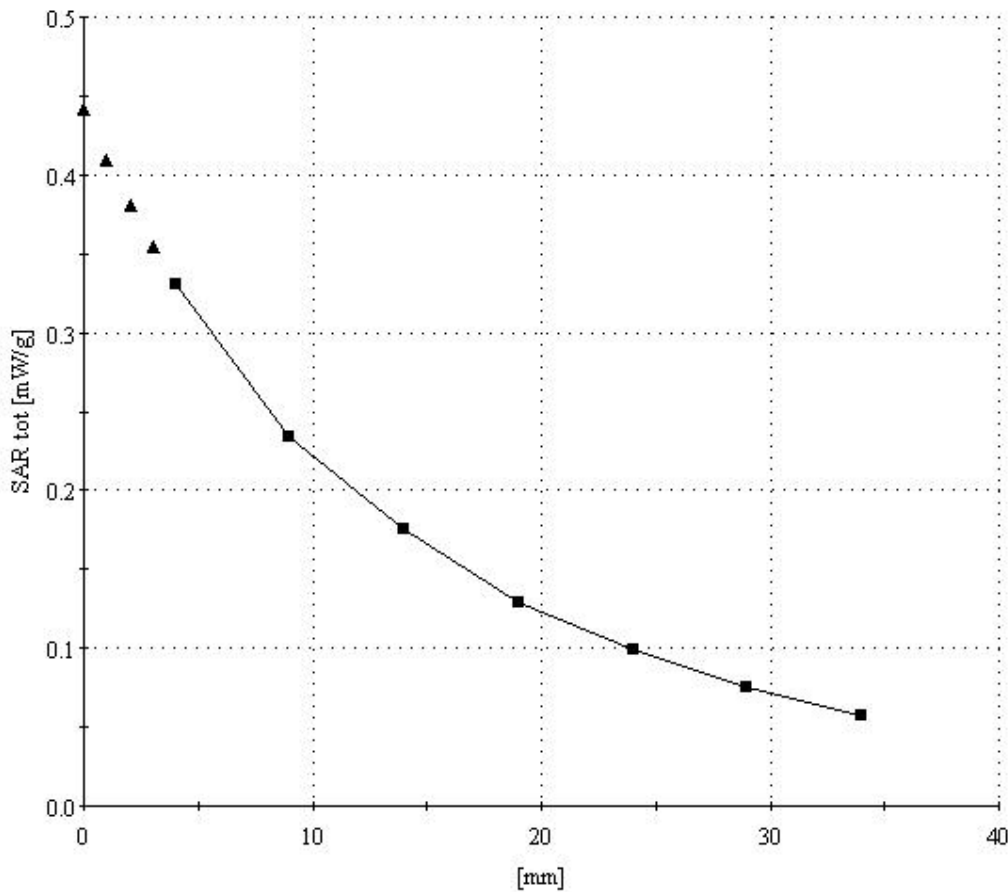
Test Position: Body / Antenna: out

Mode: CDMA / Channel: 363 (835.89 MHz)

Conducted Power: 25.5 dBm

Liquid Temperature: 21.5 °C

Date Tested : December 23, 2003



TX-120C(Body)

SAM II Phantom; Flat Section; Position: (90°,90°); Frequency: 1900 MHz

Probe: ET3DV6 - SN1798; ConvF(4.70,4.70,4.70); Crest factor: 1.0; Body 1900 MHz: $\sigma = 1.56 \text{ mho/m}$, $\epsilon_r = 52.1$, $\rho = 1.00 \text{ g/cm}^3$

Cube 5x5x7: SAR (1g): 0.528 mW/g, SAR (10g): 0.309 mW/g

Cube 5x5x7: Dx = 8.0, Dy = 8.0, Dz = 5.0

Comment :

FCC ID: PP4TX-120C / MODEL: TX-120C

Company: Hyundai Curitel Inc.

Test Position: Body / Antenna: out

Mode: PCS CDMA / Channel: 600 (1880 MHz)

Conducted Power: 25.0 dBm

Liquid Temperature: 21.3 °C

Date Tested : December 24, 2003

