

## **Z-WAVE ANTENNA**

Part description: Taoglas 915MHz ceramic chip antenna.

Part number: ILA.01

Trademark: Taoglas

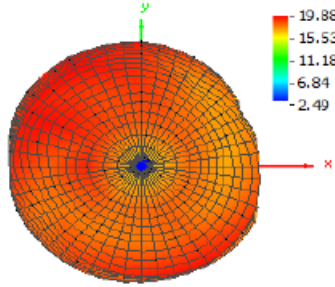
The Z-Wave antenna is implemented as a chip antenna on the main board PCB.

The antenna gains are:

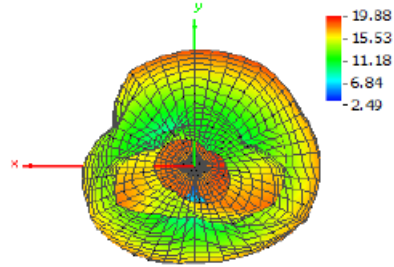
908.4 MHz:	-2.16 dBi
912.0 MHz:	-0.99 dBi
916.0 MHz:	-0.66 dBi
920.0 MHz:	-0.35 dBi

Radiation Pattern of the Z-Wave antenna:

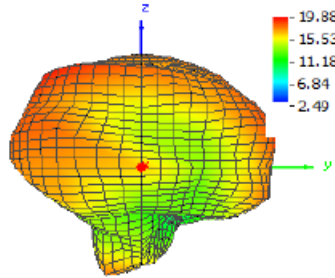
Theta = 0, Phi = 0



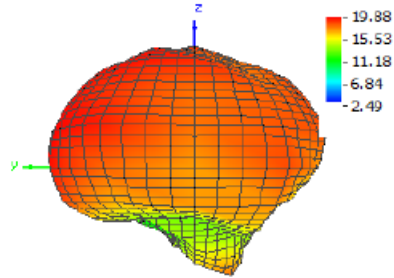
Theta = 180, Phi = 0



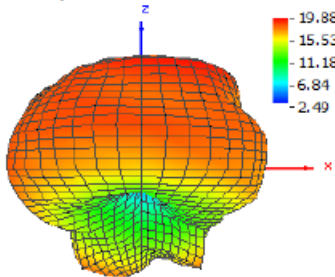
Theta = 90, Phi = 0



Theta = 90, Phi = 180



Theta = 90, Phi = 270



Theta = 90, Phi = 90

