


12.2.Photos and Ports Location: Wi-Fi Testing

Photograph Reference Number	Title
PHT/001	Test configuration for the measurement of SAR Lab
PHT/002	Front 0mm (DUT Modified)
PHT/003	Back 0mm (DUT Modified)
PHT/004	Edge 1 (Right) 0mm (DUT Modified)
PHT/005	Edge 2 (Bottom) 0mm (DUT Modified)
PHT/006	Edge 4 (Top) 0mm (DUT Modified)
PHT/007	Front (DUT Modified) + OBC (On Body Charger) 0mm
PHT/008	Back (DUT Modified) + OBC (On Body Charger) 0mm
PHT/009	Edge 1 (Right) (DUT Modified) + OBC (On Body Charger) 0mm
PHT/010	Front 0mm (DUT Unmodified)
PHT/011	Front View of DUT (Modified)
PHT/012	Back View of DUT (Modified)
PHT/013	Front View of DUT (Unmodified)
PHT/014	Front View of DUT (Unmodified)
PHT/015	Front View Conducted DUT (Unmodified)
PHT/016	Back View Conducted DUT (Unmodified)
PHT/017	Front View of DUT (Modified) + OBC (On Body Charger)
PHT/018	Back View of DUT (Modified) + OBC (On Body Charger)
PHT/019	Front View of DUT (Unmodified) + OBC (On Body Charger)
PHT/020	Back View of DUT (Unmodified) + OBC (On Body Charger)
PHT/021	AC Charing Dock + OBC (On Body Charger) Attached View
PHT/022	AC Charing Dock + OBC (On Body Charger) View
PHT/023	Front View of DUT(Modified) + AC Channel Changer
PHT/024	Back View of DUT(Modified) + AC Channel Changer
PHT/025	Antenna Schematics


PHT/001: Test configuration for the measurement of SAR Lab



PHT/002: Front 0mm (DUT Modified)



PHT/003: Back 0mm (DUT Modified)




PHT/004: Edge 1 (Right) 0mm (DUT Modified)



PHT/005: Edge 2 (Bottom) 0mm (DUT Modified)



PHT/006: Edge 4 (Top) 0mm (DUT Modified)



PHT/007: Front (DUT Modified) + OBC (On Body Charger) 0mm



PHT/008: Back (DUT Modified) + OBC (On Body Charger) 0mm



PHT/009: Edge 1 (Right) (DUT Modified) + OBC (On Body Charger) 0mm



PHT/010: Front 0mm (DUT Unmodified)



PHT/011: Front View of DUT (Modified)



PHT/012: Back View of DUT (Modified)



PHT/013: Front View of DUT (Unmodified)



PHT/014: Front View of DUT (Unmodified)



PHT/015: Front View Conducted DUT (Unmodified)



PHT/016: Back View Conducted DUT (Unmodified)



PHT/017: Front View of DUT (Modified) + OBC (On Body Charger)



PHT/018: Back View of DUT (Modified) + OBC (On Body Charger)



PHT/019: Front View of DUT (Unmodified) + OBC (On Body Charger)



PHT/020: Back View of DUT (Unmodified) + OBC (On Body Charger)



PHT/021: AC Charing Dock + OBC (On Body Charger) Attached View



PHT/022: AC Charing Dock + OBC (On Body Charger) View



PHT/024: Back View of DUT(Modified) + AC Channel Changer



PHT/025: Antenna Schematics

