


EXHIBIT 5: TEST SET UP PHOTOGRAPHS

The photographs in this exhibit show the test equipment configuration for each test performed.


The photographs displayed show the equipment under test (EUT) and test equipment configured for the corresponding tests listed.

TEST: **Measurement of RF Power Output**
 Measurement of Modulation Characteristics
 Measurement of Occupied Bandwidth
 Measurement of Spurious Emissions at the Antenna Terminals

Overall Test Setup


TEST: Measurement of Radiated Spurious Emissions

30 MHz – 1 GHz



TEST: Measurement of Radiated Spurious Emissions

1 GHz – 18 GHz



TEST: Measurement of Radiated Spurious Emissions

18 GHz – 20 GHz

