Average Power measured with Spectrum Analyzer

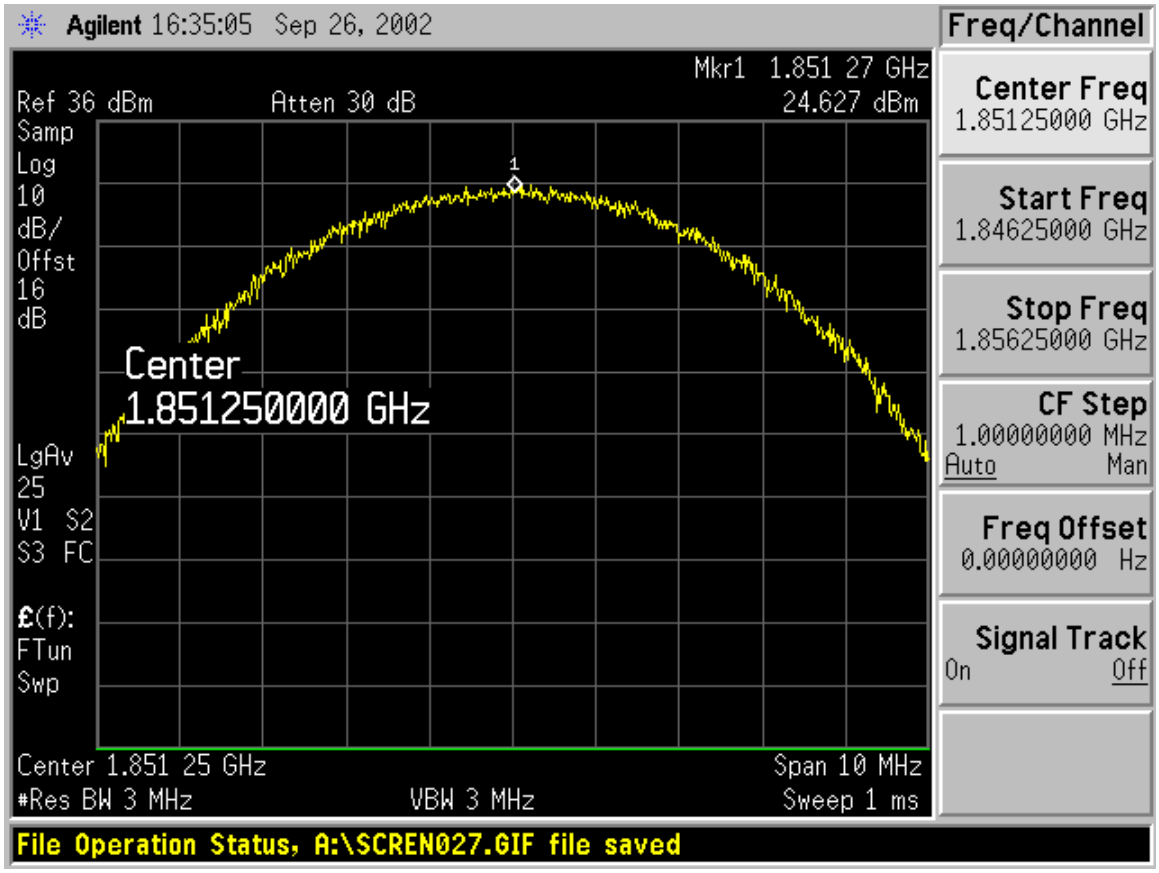

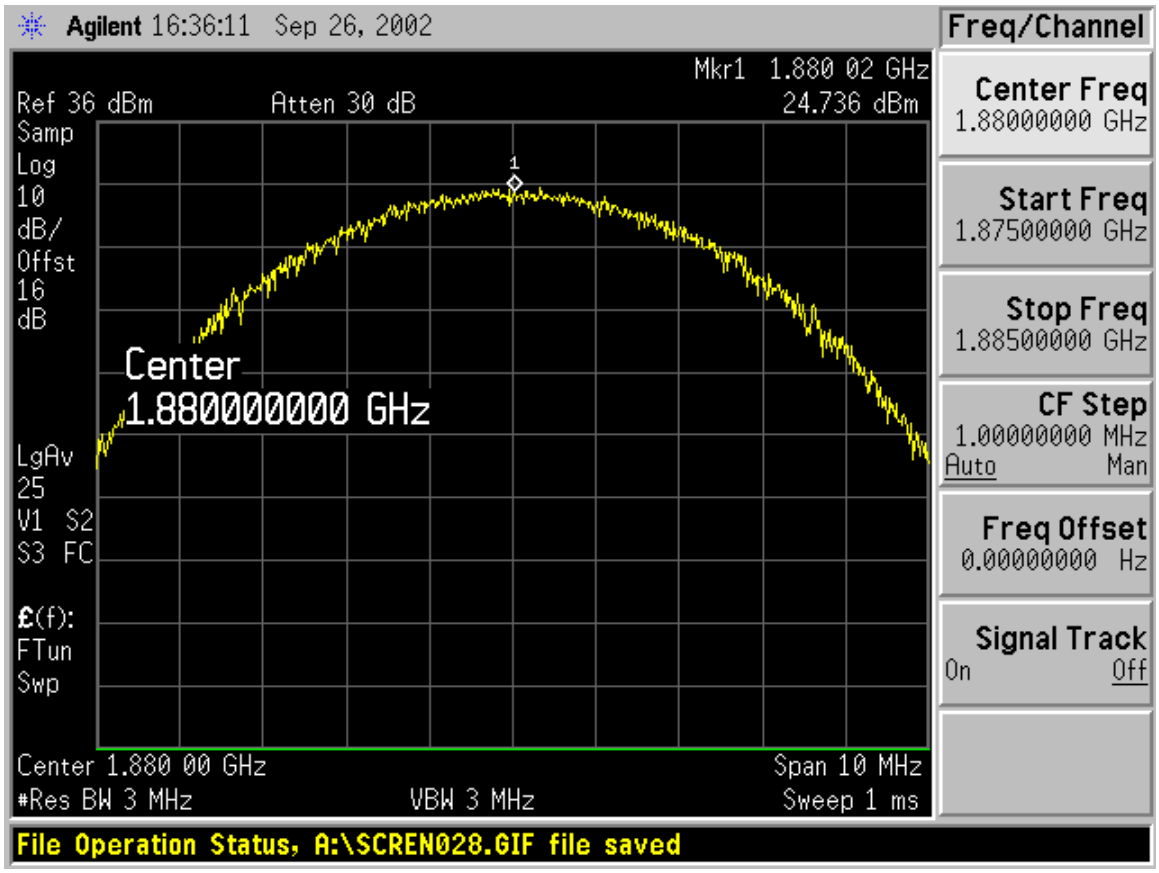
Agilent 16:36:11 Sep 26, 2002
Freq/Channel
Mkr1 1.880 02 GHz
Ref 36 dBm
Atten 30 dB
24.736 dBm
Samp
Log
10
dB/
Offst
16
dB
Center
1.880000000 GHz
LgAv
25
V1 S2
S3 FC
£(f):
FTun
Swp
Center 1.880 00 GHz
Span 10 MHz
#Res BW 3 MHz
VBW 3 MHz
Sweep 1 ms
Center Freq
1.88000000 GHz
Start Freq
1.87500000 GHz
Stop Freq
1.88500000 GHz
CF Step
1.00000000 MHz
Auto
Man
Freq Offset
0.00000000 Hz
Signal Track
On
Off
File Operation Status, A:\SCREN028.GIF file saved

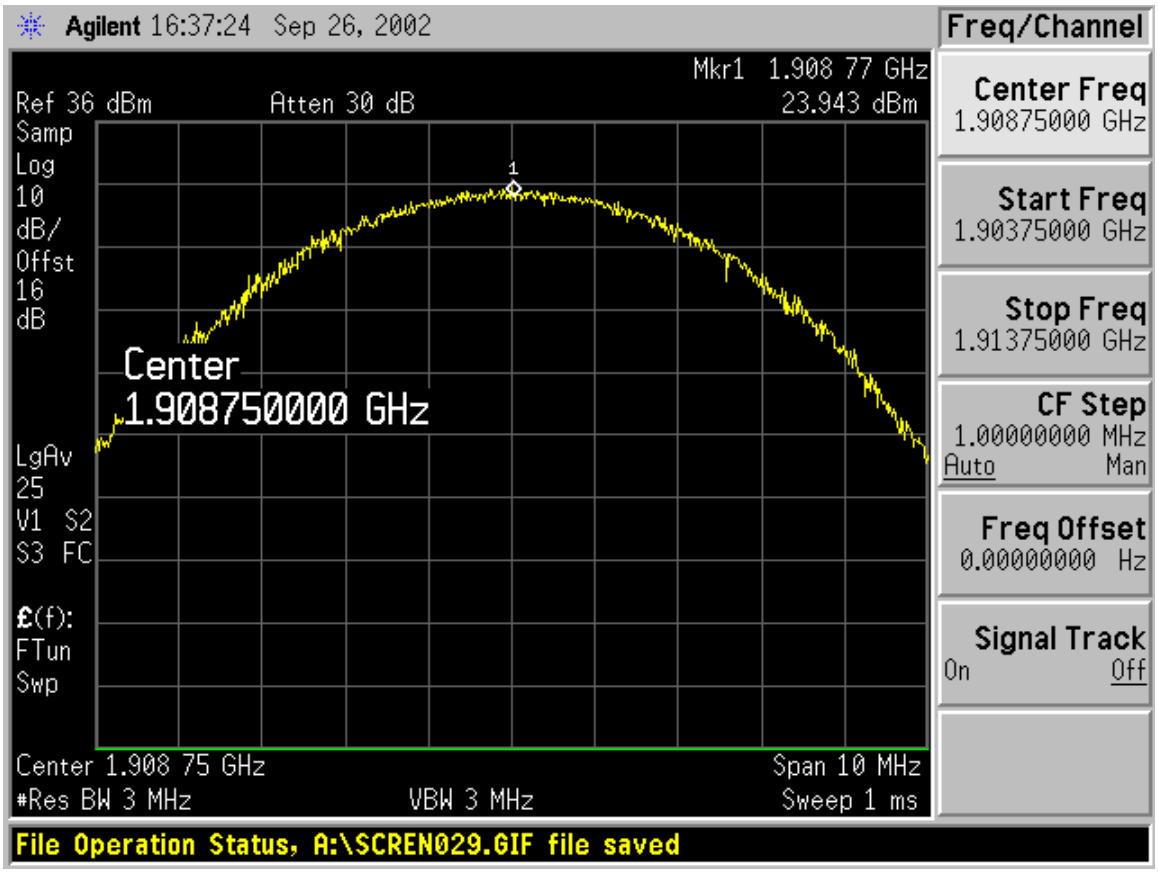
Agilent 16:37:24 Sep 26, 2002
Freq/Channel
Mkr1 1.908 77 GHz
Ref 36 dBm
Atten 30 dB
23.943 dBm
Samp
Log
10
dB/
Offst
16
dB
Center
1.908750000 GHz
LgAv
25
V1 S2
S3 FC
£(f):
FTun
Swp
Center 1.908 75 GHz
Span 10 MHz
#Res BW 3 MHz
VBW 3 MHz
Sweep 1 ms
Center Freq
1.90875000 GHz
Start Freq
1.90375000 GHz
Stop Freq
1.91375000 GHz
CF Step
1.00000000 MHz
Auto
Man
Freq Offset
0.00000000 Hz
Signal Track
On
Off
File Operation Status, A:\SCREN029.GIF file saved