


EXHIBIT D - TEST SETUP PHOTOGRAPHS

For Adapter A318-050100W-US2


Conducted Emissions - Front View (For Charger)



Conducted Emissions - Side View (For Charger)




Conducted Emissions - Front View (For Direct Charging)




Conducted Emissions - Side View (For Direct Charging)



Radiated Emissions View (Below 30MHz)



Radiated Emissions View (Below 1 GHz)




Conducted Emissions - Front View




A photograph of a wooden workbench. On the left side of the bench, there is a black power strip with two outlets. A black device, possibly a scanner or a camera, is mounted on a black stand. A black cable runs from the device down to a small black device on the floor. The floor is made of light-colored wood. The background is a plain white wall.


Radiated Emissions View (Below 30MHz)




Radiated Emissions View (Below 1 GHz)



Conducted Emissions - Front View



Radiated Emissions View (Below 30MHz) (For Charger)



Radiated Emissions View (Below 1 GHz) (For Charger)



Radiated Emissions View (Below 30MHz) (For Direct Charging)



Radiated Emissions View (Below 1 GHz) (For Direct Charging)



Radiated Emissions View (1-18 GHz)



Radiated Emissions View (18-20 GHz)

