Appendix A: DTS Bandwidth

Test Result

TestMode	Antenna	Frequency[MHz]	DTS BW [MHz]	FL[MHz]	FH[MHz]	Limit[MHz]	Verdict
BLE_1M	Ant1	2402	0.708	2401.652	2402.360	0.5	PASS
BLE_1M	Ant1	2440	0.676	2439.660	2440.336	0.5	PASS
BLE_1M	Ant1	2480	0.680	2479.656	2480.336	0.5	PASS

Test Graphs

BLE_1M-Ant1-2402-PASS

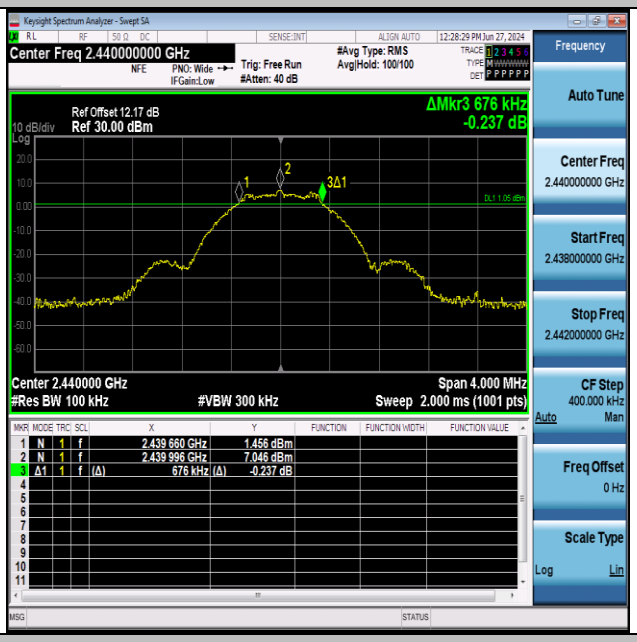

BLE_1M-Ant1-2440-PASS

BLE_1M-Ant1-2480-PASS

Appendix B: Occupied Channel Bandwidth

Test Result

TestMode	Antenna	Frequency[MHz]	OCB [MHz]	FL[MHz]	FH[MHz]	Limit[MHz]	Verdict
BLE_1M	Ant1	2402	1.0592	2401.4728	2402.5320	---	---
BLE_1M	Ant1	2440	1.0682	2439.4679	2440.5361	---	---
BLE_1M	Ant1	2480	1.0681	2479.4684	2480.5365	---	---

Test Graphs

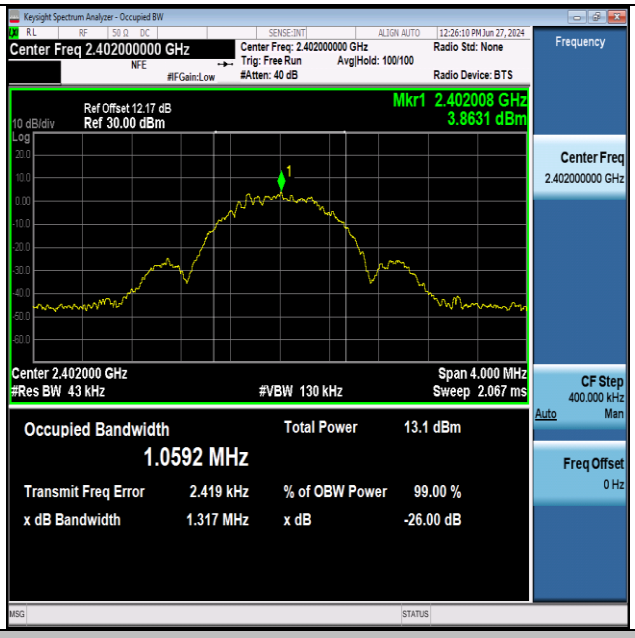

BLE_1M-Ant1-2402

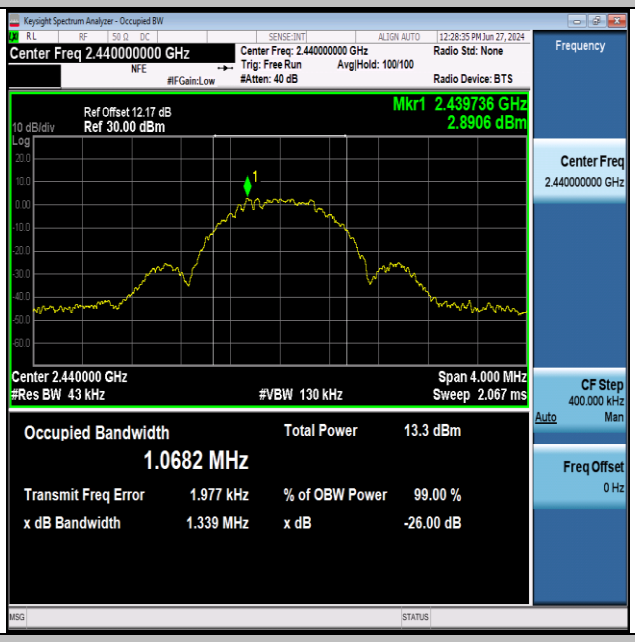

BLE_1M-Ant1-2440

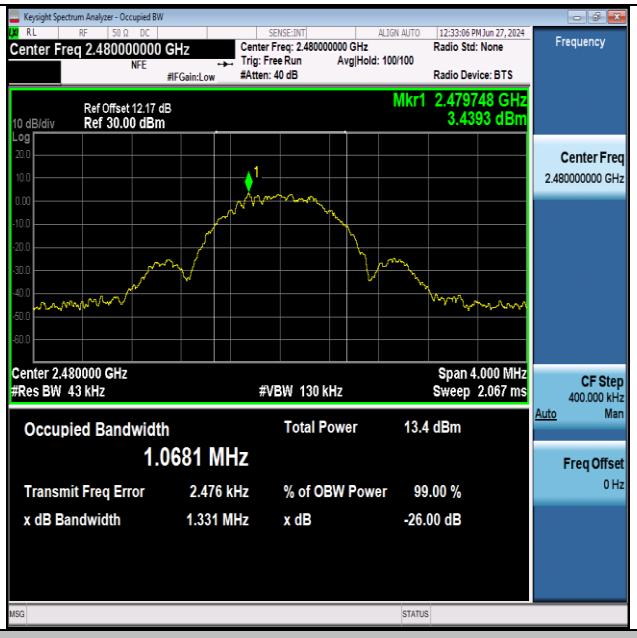

BLE_1M-Ant1-2480

Appendix C: Maximum conducted output power

Test Result Peak

TestMode	Antenna	Frequency[MHz]	Conducted Peak Powert[dBm]	Conducted Limit[dBm]	EIRP[dBm]	EIRP Limit[dBm]	Verdict
BLE_1M	Ant1	2402	6.40	≤30	7.96	≤36	PASS
BLE_1M	Ant1	2440	6.48	≤30	8.04	≤36	PASS
BLE_1M	Ant1	2480	6.33	≤30	7.89	≤36	PASS

Test Graphs Peak

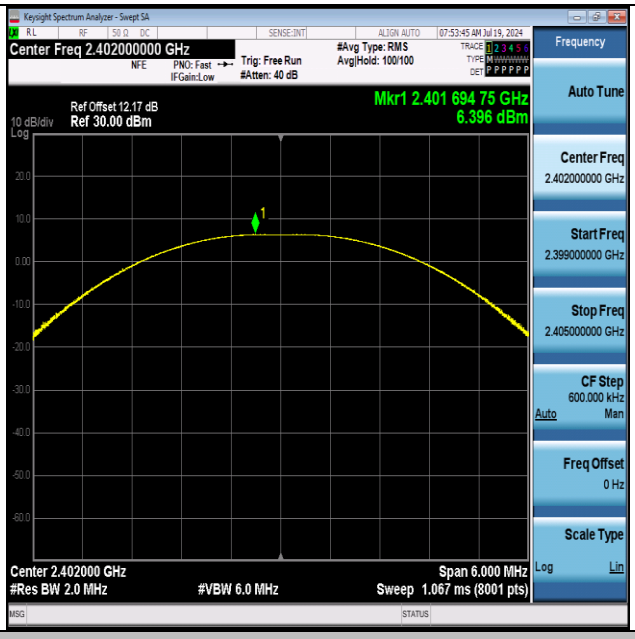

BLE_1M-Ant1-2402-PASS

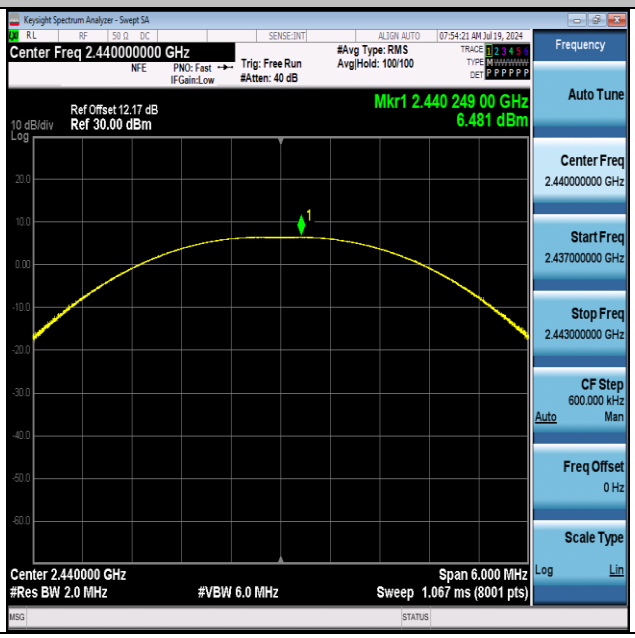

BLE_1M-Ant1-2440-PASS

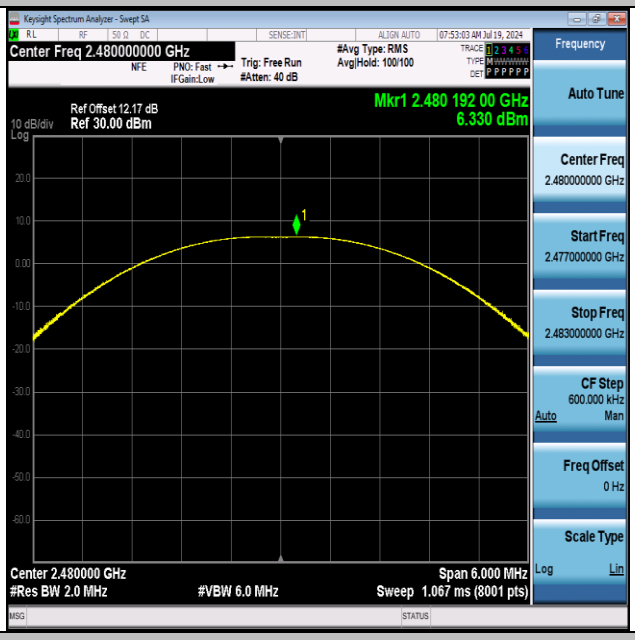

BLE_1M-Ant1-2480-PASS

Appendix D: Maximum power spectral density

Test Result

TestMode	Antenna	Frequency[MHz]	Result[dBm/3kHz]	Limit[dBm/3kHz]	Verdict
BLE_1M	Ant1	2402	-8.39	≤8.00	PASS
BLE_1M	Ant1	2440	-7.92	≤8.00	PASS
BLE_1M	Ant1	2480	-7.72	≤8.00	PASS

Test Graphs

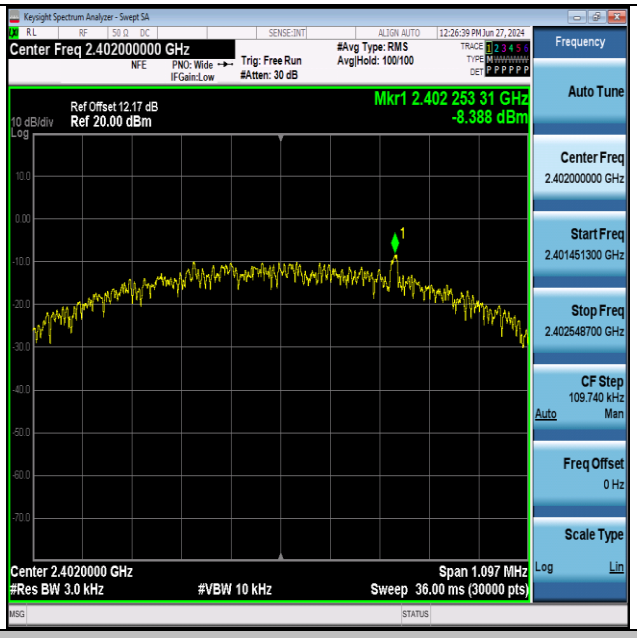

BLE_1M-Ant1-2402-PASS

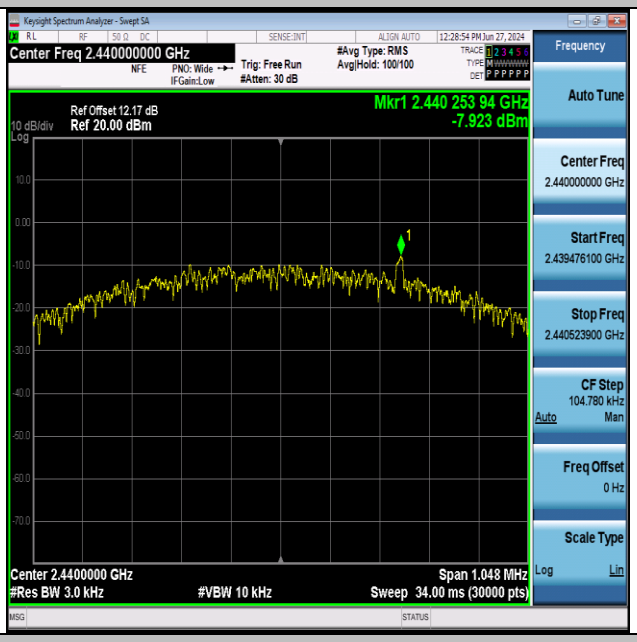

BLE_1M-Ant1-2440-PASS

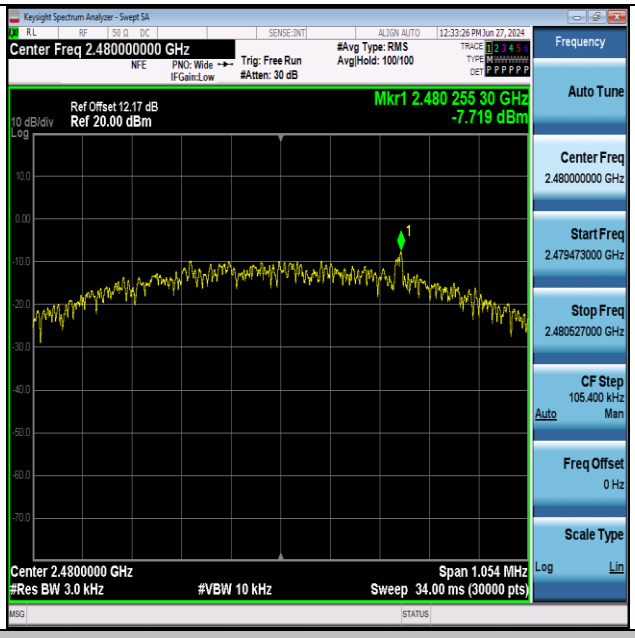

BLE_1M-Ant1-2480-PASS

Appendix F: Band edge measurements

Test Result

TestMode	Antenna	ChName	Frequency[MHz]	RefLevel[dBm]	Result[dBm]	Limit[dBm]	Verdict
BLE_1M	Ant1	Low	2402	5.54	-45.43	≤-14.46	PASS
BLE_1M	Ant1	High	2480	7.10	-48.04	≤-12.91	PASS

Test Graphs

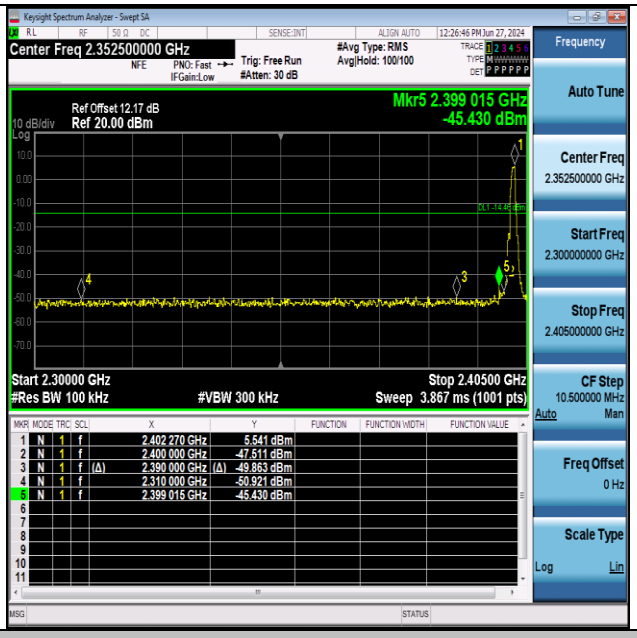

BLE_1M-Ant1-2402-PASS

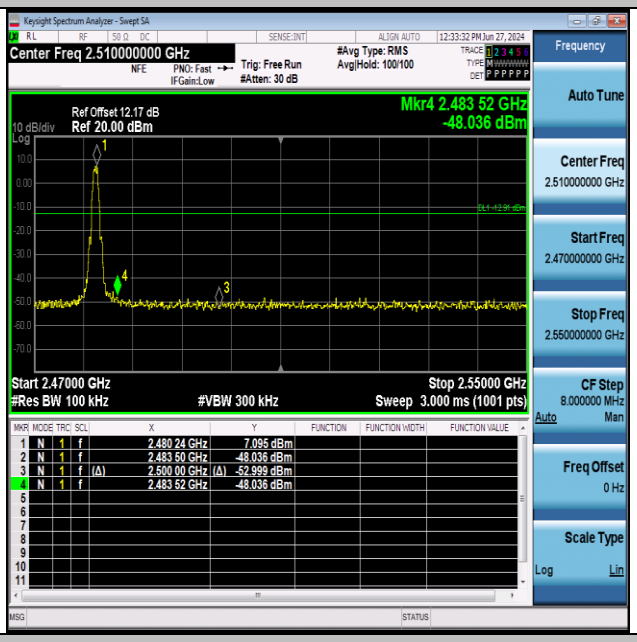

BLE_1M-Ant1-2480-PASS

Appendix G: Conducted Spurious Emission

Test Result

TestMode	Antenna	Frequency[MHz]	FreqRange [MHz]	RefLevel [dBm]	Result[dBm]	Limit[dBm]	Verdict
BLE_1M	Ant1	2402	0~Reference	6.21	6.21	---	PASS
BLE_1M	Ant1	2402	30~1000	6.21	-60.47	≤-13.79	PASS
BLE_1M	Ant1	2402	1000~26500	6.21	-52.25	≤-13.79	PASS
BLE_1M	Ant1	2440	0~Reference	6.27	6.27	---	PASS
BLE_1M	Ant1	2440	30~1000	6.27	-60.23	≤-13.73	PASS
BLE_1M	Ant1	2440	1000~26500	6.27	-52.02	≤-13.73	PASS
BLE_1M	Ant1	2480	0~Reference	6.12	6.12	---	PASS
BLE_1M	Ant1	2480	30~1000	6.12	-60.9	≤-13.88	PASS
BLE_1M	Ant1	2480	1000~26500	6.12	-51.32	≤-13.88	PASS

Test Graphs

BLE_1M-Ant1-2402-0~Reference-PASS

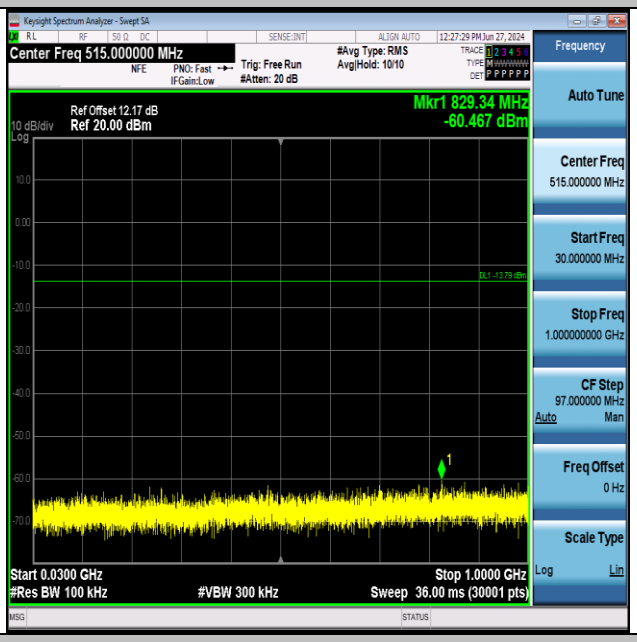

BLE_1M-Ant1-2402-30~1000-PASS

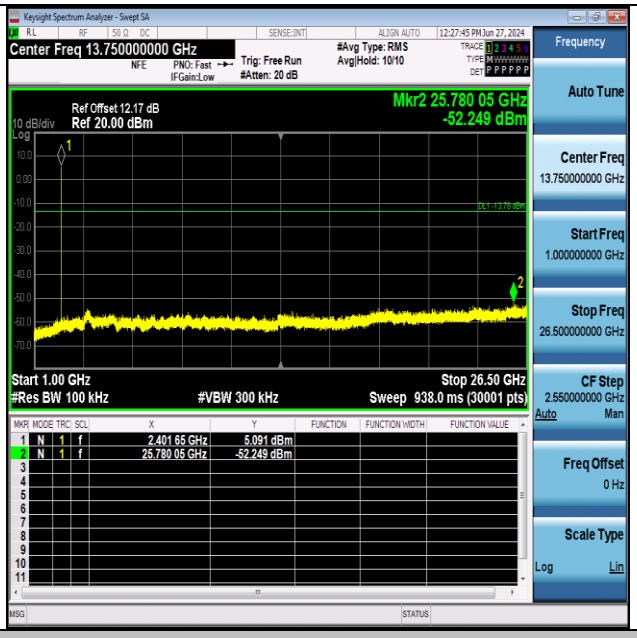

BLE_1M-Ant1-2402-1000~26500-PASS

BLE_1M-Ant1-2440-0~Reference-PASS

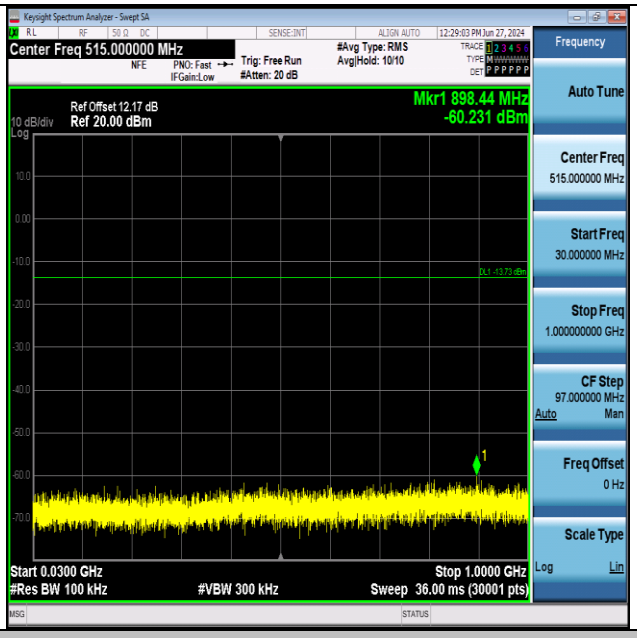

BLE_1M-Ant1-2440-30~1000-PASS

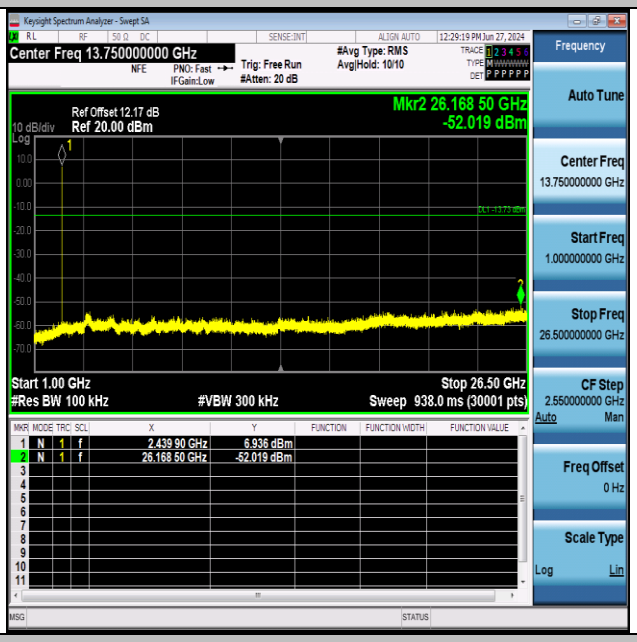

BLE_1M-Ant1-2440-1000~26500-PASS

BLE_1M-Ant1-2480-0~Reference-PASS

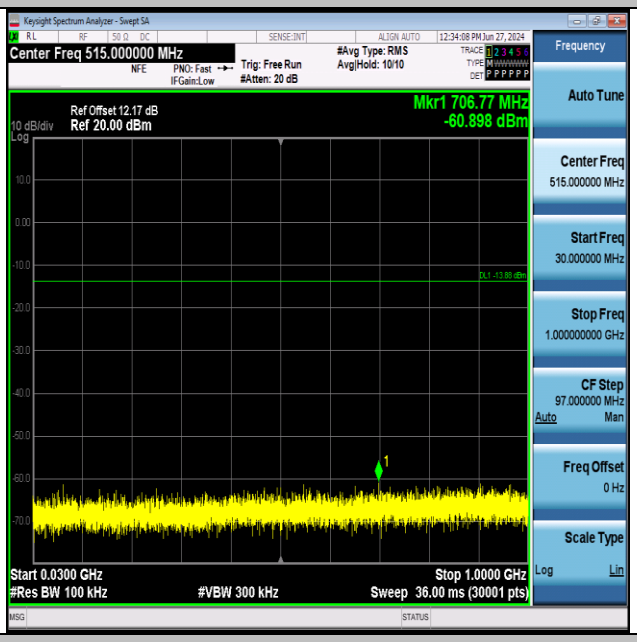

BLE_1M-Ant1-2480-30~1000-PASS

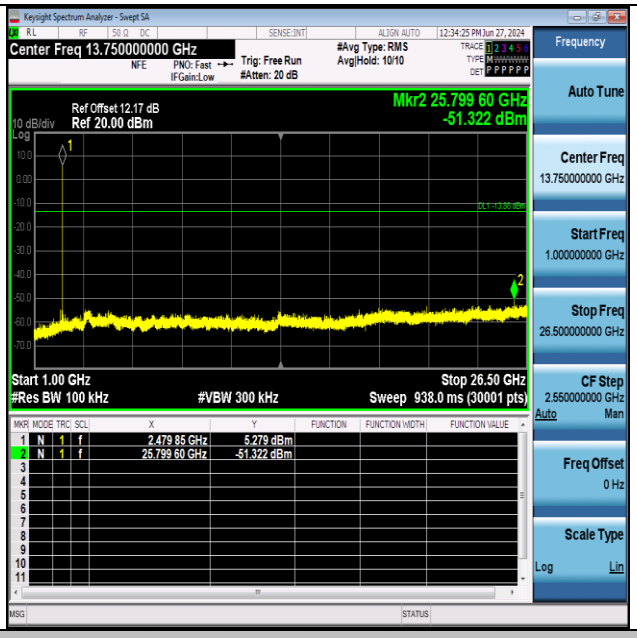

BLE_1M-Ant1-2480-1000~26500-PASS

Appendix H: Duty Cycle

Test Result

TestMode	Antenna	Frequency[MHz]	ON Time [ms]	Period [ms]	Duty Cycle [%]	Duty Cycle Factor[dB]
BLE_1M	Ant1	2402	2.11	4.02	52.49	2.80
BLE_1M	Ant1	2440	2.11	4.02	52.49	2.80
BLE_1M	Ant1	2480	2.11	4.02	52.49	2.80

Test Graphs

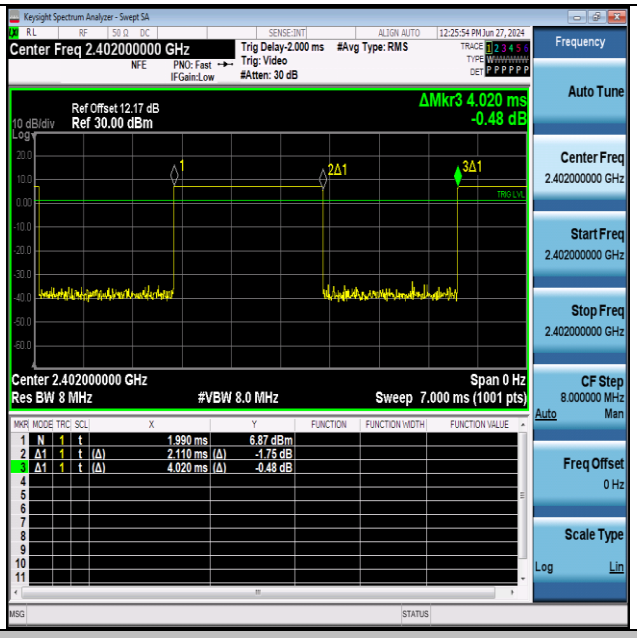

NTNV-BLE_1M-Ant1-2402

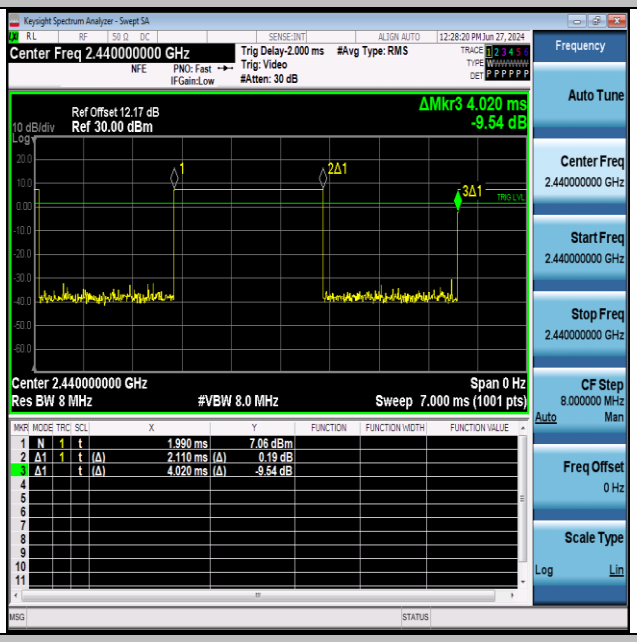

NTNV-BLE_1M-Ant1-2440

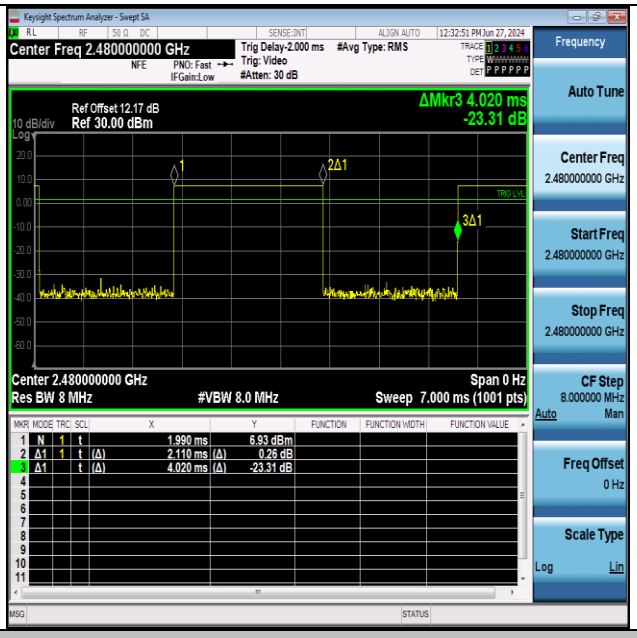

NTNV-BLE_1M-Ant1-2480