




1. PHOTOGRAPH OF LIQUID DEPTH




Photograph of the depth in the Head Phantom (835MHz, 15.8cm depth)



Photograph of the depth in the Head Phantom (1900MHz, 15.7cm depth)




Photograph of the depth in the Body Phantom (835MHz, 16.1cm depth)




Photograph of the depth in the Body Phantom (1900MHz, 16.0cm depth)

2. PHOTOGRAPH OF TEST SETUP


Head Setup Photo (Left cheek)




Head Setup Photo (Left Tilt)




Head Setup Photo (Right Cheek)




Head Setup Photo (Right Tilt)



10mm body-worn Back Side Setup Photo



10mm body-worn Front Side Setup Photo



3. EUT PHOTOGRAPHS

