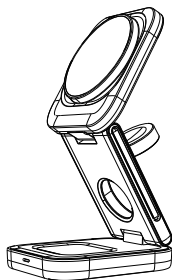


MULTIFUNCTIONAL WIRELESS CHARGER



User Manual

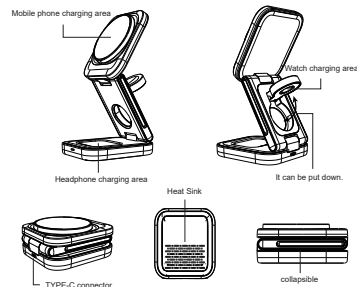


MADE IN CHINA

Product Introduction

Thanks for purchasing our products 3 in 1 wireless charging stand. It adopts high-end quick charge QC, with its luxury and compact design, it can be compatible with any mobile phones with Qi standard. It can perfectly compatible with Samsung, Apple fast charge wireless function, to save more time effectively and improve your charging experience.

Product Outline



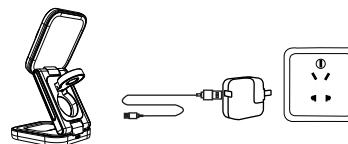
Applicable Devices

1. Devices with built-in quick charge/normal charge wireless receiver.
2. Devices with outer-face wireless charging receiver.
3. Devices with wireless charging receiver in its protection case.

Note: All devices must be Qi standard.

Instructions

1. Use the power adapter to connect the wireless charger to the AC power supply, turn on the wireless charger, and turn off the blue light after blinking for 3 times, and enter the standby mode.



2. Place your device vertically or horizontally in the center of the Wireless Charger until your device begins to charge.

3. The standby light is off, the phone is blue when charging, the headset and the phone are blue when they are together, the watch needs to look at the watch itself when charging. (Note: if the watch has no electricity, the charge will be slower, it is recommended that the watch be charged when it is close to 10%, no electricity, the charge will be slower, may need to wait for 1 hour, need to be patient!)



Specifications

Model No.: Z-28	Input voltage: 5V/3A 9V/3A
Input power: 27W (MAX)	Output power: 15W/10W/7.5W/5W
Package Size: 71x71x25mm	Charging efficiency: 70%-80%

Standard Accessories

1* Multifunctional Wireless Charger	1* USB Cable
1* User Manual	

Attention

1. Please keep the charger away from water or other liquid.
2. If you need to clean the charger, please make sure it is power off.
3. Using Environment temperature remain 1-45°C degree.

FCC Warning

This device complies with part 15 of the FCC Rules. Operation is subject to the following two conditions:

(1) This device may not cause harmful interference, and (2) this device must accept any interference received, including interference that may cause undesired operation.

Any Changes or modifications not expressly approved by the party responsible for compliance could void the user's authority to operate the equipment.

Note: This equipment has been tested and found to comply with the limits for a Class B digital device, pursuant to part 15 of the FCC Rules. These limits are designed to provide reasonable protection against harmful interference in a residential installation. This equipment generates uses and can radiate radiofrequency energy and, if not installed and used in accordance with the instructions, may cause harmful interference to radio communications. However, there is no guarantee that interference will not occur in a particular installation. If this equipment does cause harmful interference to radio or television reception, which can be determined by turning the equipment off and on, the user is encouraged to try to correct the interference by one or more of the following measures:

- Reorient or relocate the receiving antenna.
- Increase the separation between the equipment and receiver.
- Connect the equipment into an outlet on a circuit different from that to which the receiver is connected.
- Consult the dealer or an experienced radio/TV technician for help.

The FCC certification of this device refers to RF exposure testing performed in typical operating conditions, where a person is no closer than 20 centimeters from the device surface at all times, except for non-repetitive patterns with transient time intervals in the order of a second. Only in the stated conditions, the device is shown to fully comply with the FCC RF Exposure requirements of KDB 447498.