


AUT Report

Product Model: ER706W(US)1.0

Manufacturer: BIG FIELD GLOBAL PTE. LTD

Test Date: 2023.06.28

Tested By: Yang Junyu 

BIG FIELD GLOBAL PTE. LTD.
7 Temasek Boulevard #29-03 Suntec Tower One, Singapore 038987,

Index

1. Antenna Distribution.....	3
2. Electrical Characteristics	3
3. Gain and Radiation Pattern	5
3.1 Measurement Procedure	5
3.2 Test Setup	6
3.3 S Parameter Test Data	7
3.4 Antenna Peak Gain	8
3.5 Antenna Radiation Pattern.....	9

1. Antenna Distribution

NX510v *按照机型命名填写,不需要带有版本和区域编号

- *图片应包含该机型上所有天线，并用编号注明。
- *注意对图片中其他涉密信息进行模糊处理，如芯片型号、大面积的硬件 PCBA 裸露等，只体现天线信息。
- *每个天线需单独拍照并标注。



2. Electrical Characteristics

*按天线编号分别单独列表给出。

Ant1	
Frequency	2400 ~ 2500&5150 ~ 5850MHz
Impedance	50Ohm
Antenna Type	Dipole
Antenna Gain	2.00dBi@2400 ~ 2500MHz 3.00dBi@5150 ~ 5850MHz
Radiation pattern	Omni-Directional

Ant2	
Frequency	2400 ~ 2500&5150 ~ 5850MHz

Impedance	50Ohm
Antenna Type	Dipole
Antenna Gain	2.00dBi@2400 ~ 2500MHz 3.00dBi@5150 ~ 5850MHz
Radiation pattern	Omni-Directional

Ant3	
Frequency	5150 ~ 5850MHz
Impedance	50Ohm
Antenna Type	Dipole
Antenna Gain	3.00dBi@5150 ~ 5850MHz
Radiation pattern	Omni-Directional

3. Gain and Radiation Pattern

3.1 Measurement Procedure

This measurement experiment adopted an antenna near-field measurement system, and the diagram of the measurement system was shown in Figure 3-1. The excitation signal was generated by the Keysight E5071C (300kHz-20GHz). Under the control of the central computer, the probe rotated in the θ direction, and the EUT rotated in the ϕ direction with the turntable. The probe sampling frame received and collected signals in the near-field range of the EUT. The software system which was controlled by the central computer completed the processing, output and display of the test data.

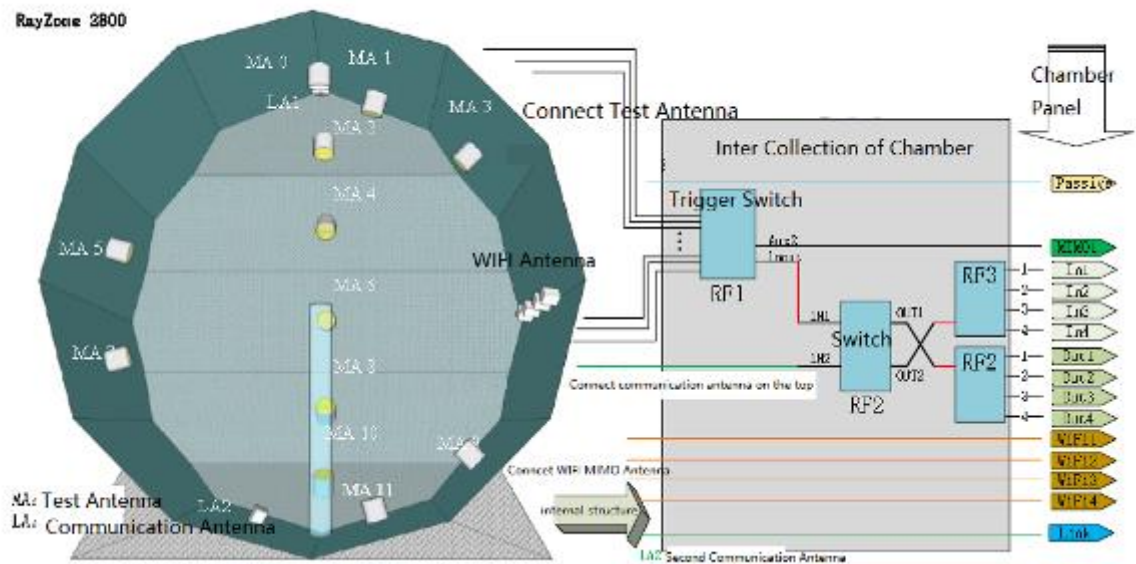


Figure 3-1

The test site was a full anechoic chamber with a size of 3.0m×3.1m×2.97m, which was built by GTS Rayzone2800. All six surfaces of the anechoic chamber were pasted with absorbing materials. And the chamber was calibrated by the authoritative third-party lab every year. The antenna anechoic chamber measurement system adopted a 13-probe multi-probe system. The probe antennas were evenly distributed on the spherical surface surrounding the EUT, and their operating frequency was 600MHz~8.5GHz.

During the measurement, the probe antennas were rotated in the θ direction under the control of the probe holder to sample the near-field data at the θ angle. At the same time, the EUT rotated with the turntable in the ϕ direction to sample the near field data at the ϕ angle. The sampling accuracy was 15°. The system diagram was shown in Figure 3-2. From the sampling results, the EUT's near-field test data of θ component, ϕ component and total component could be obtained.

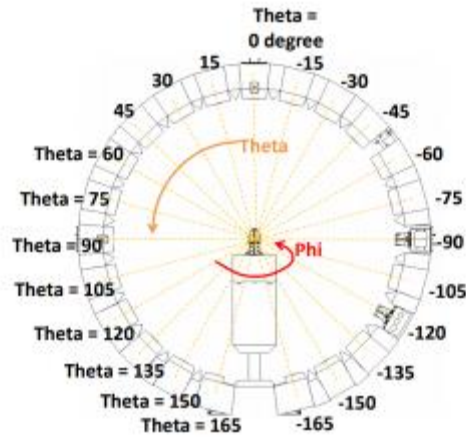


Figure 3-2

Before the measurement, calibrated the vector network analyzer, and then connected the input end of each antenna to the output end of the vector network analyzer, and evenly the antennas to be measured.

Test Equipment listed below:

Equipments	Model	Manufacturer	S/N	Cali. Interval	Cali. Due Date
Chamber	Rayzone2800	GTS(General Test System)	MY5347043 5	12months	2024/01/15
Vector Network Analyzer	E5071C	Keysight	MY46315238	24months	2024/03/13
GTS MaxSign100 Software	V2.1	GTS(General Test System)	/	/	/

3.2 Test Setup

*需提供测试时的样机状态图，如图 3-4。

The test setup was shown in Figure 3-3, 3-4:



Figure 3-3


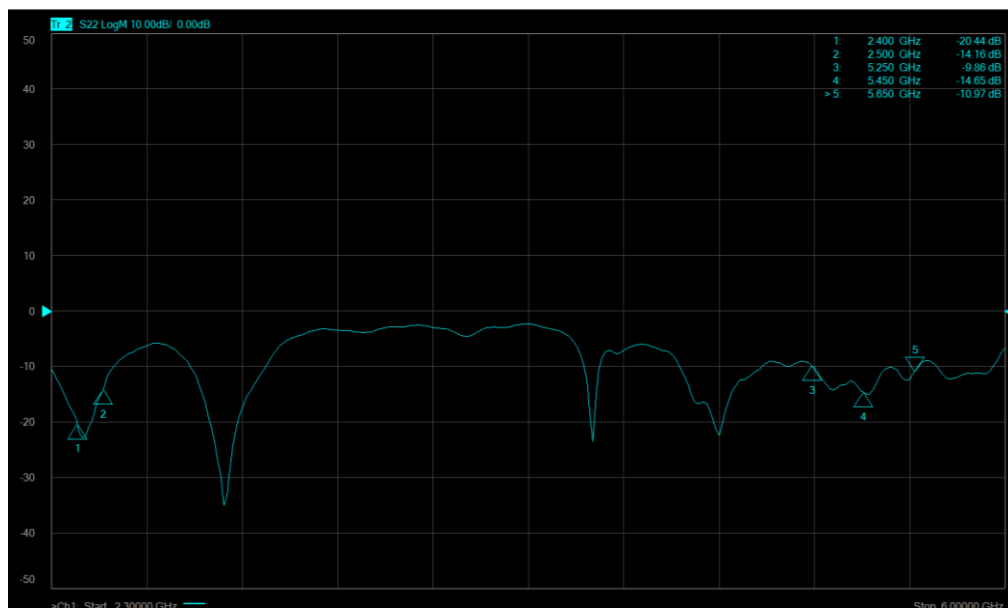


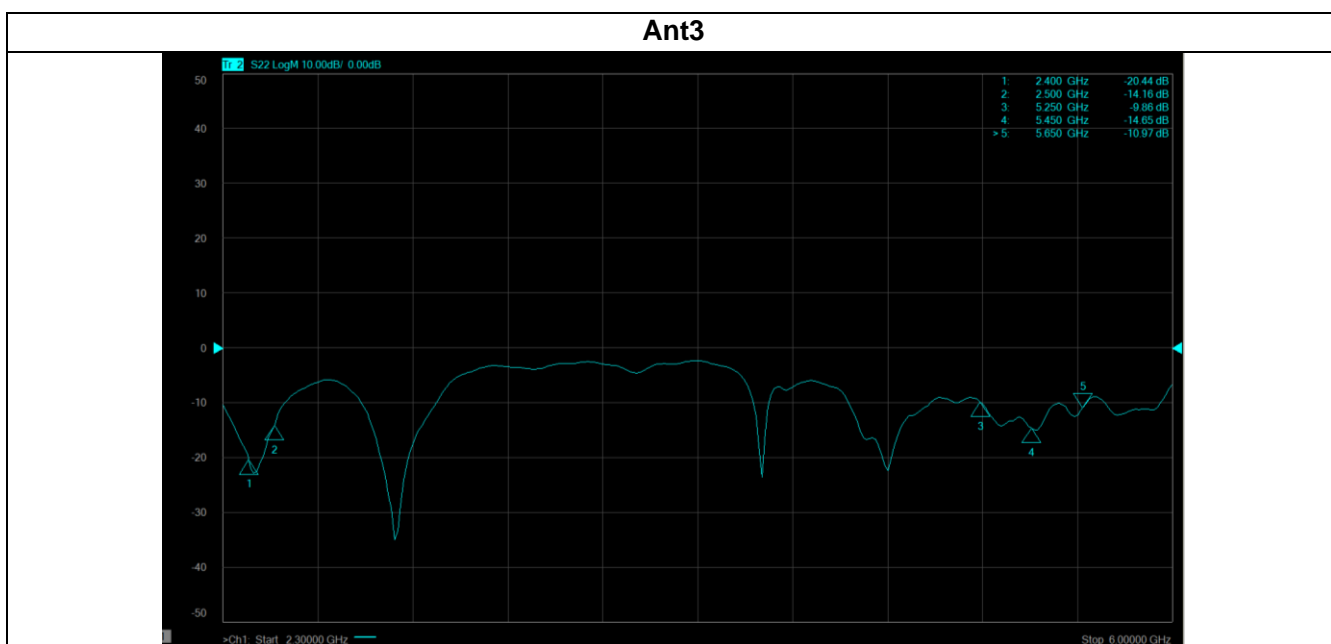
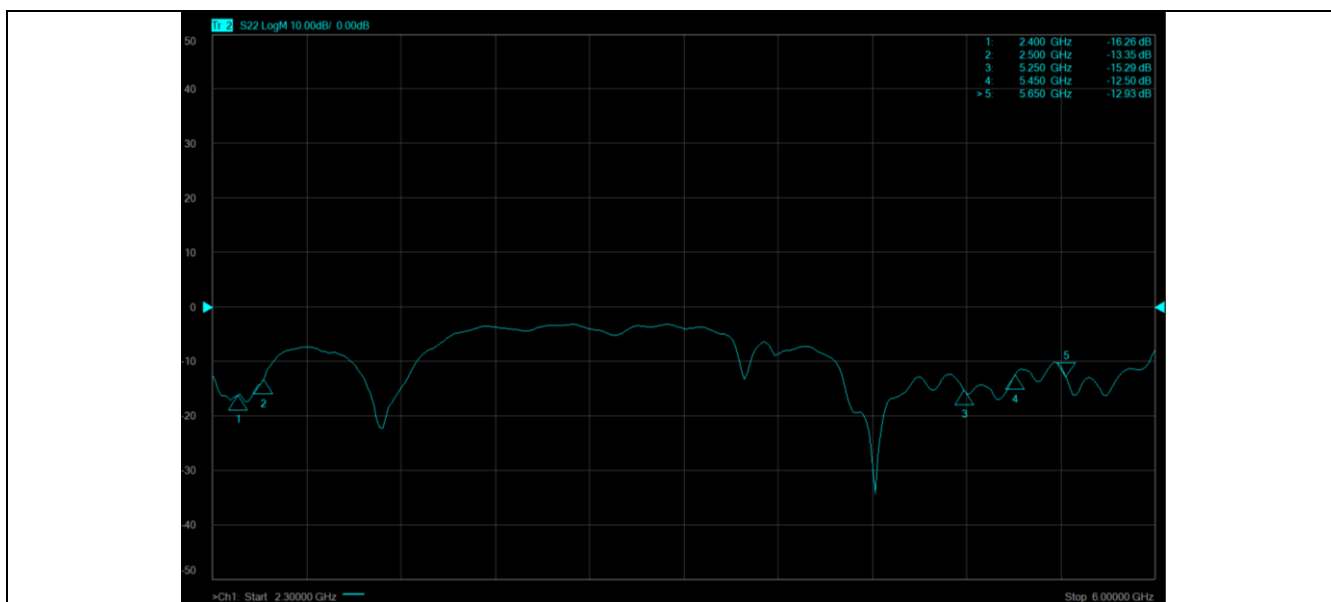
Figure 3-4

3.3 S Parameter Test Data

Ant1



Ant2



3.4 Antenna Peak Gain

*按照发证机构的要求，提供每个频段对应最大增益对应的 θ 角 and φ 角的角度。

Frequency(GHz)	2.45	5.25	5.5	5.75
Ant1 MaxGain(dBi)	2.00	3.00	3.00	3.00
Ant2 MaxGain(dBi)	2.00	3.00	3.00	3.00
Ant3 MaxGain(dBi)	/	3.00	3.00	3.00
Ant1 Polarization/ Φ (°)/ θ (°)	Theta/90/105	Theta/90/60	Theta/90/75	Theta/90/60
Ant2 Polarization/ Φ (°)/ θ (°)	Theta/90/75	Theta/90/75	Theta/90/75	Theta/90/60
Ant3 Polarization/ Φ (°)/ θ (°)	/	Theta/90/90	Theta/90/75	Theta/90/90
Max Gain(dBi)	2.00	3.00	3.00	3.00

3.5 Antenna Radiation Pattern

