



11. SETUP PHOTOS




**RADIATED EMISSIONS MEASUREMENT CONFIGURATION
AND FREQUENCY TOLERANCE OVER EXTREME CONDITIONS**




X-AXIS ORIENTATION



Y-AXIS ORIENTATION (*Worst-Position*)



Z-AXIS ORIENTATION



**FREQUENCY TOLERANCE OVER EXTREME
CONDITIONS**

END OF REPORT