

Appendix IV EUT Internal Photographs

Photo 9 Internal of EUT




Photo 10 Internal of EUT




Photo 11 Appearance of PCB




Photo 12 Appearance of PCB




Photo 13 Appearance of PCB





Photo 14 Appearance of PCB



The PCB antenna are not used for transmission