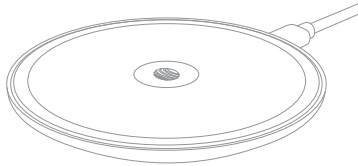


140 mm x 90 mm, double side printed

■ 299C ■ K100

(Outside)



Specifications

Input: 5V=3A, 9V=2.22A, 12V=1.67A

Output: 5W/7.5W/10W/15W

Charging distance: 5-6mm

F000224R01



User Manual

Premium Wireless Charger Black

CAUTION:

This wireless charger **ONLY** works on devices that have built-in wireless. Do not attempt to disassemble the wireless charging pad as it may damage the product.

140 mm x 90 mm, double side printed

■ 299C

1797C

■ 368C

■ K100

(Inside)

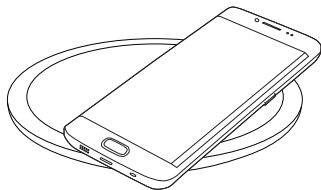
Using your Fast Wireless Charging Pad

- 1 Power up your Wireless Charging Pad using provided USB-C cable and power supply ONLY.
- 2 Place your Qi-enabled device on the Wireless Charging Pad with the screen facing up.

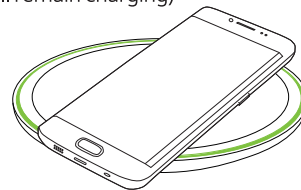
WARNING: Any metallic/conductive object between device and wireless charging pad will cause an ERROR (i.e. metallic plate)

Charging Indicator Light Status

Red flashing light: ERROR, please re-position your device



- Green light: CHARGING, lights up green, flashes 3 times and goes off (device will remain charging)



FCC Warning

This device complies with part 15 of the FCC Rules. Operation is subject to the following two conditions:

(1) This device may not cause harmful interference, and

(2) this device must accept any interference received, including interference that may cause undesired operation.

Any Changes or modifications not expressly approved by the party responsible for compliance could void the user's authority to operate the equipment.

Note: This equipment has been tested and found to comply with the limits for a Class B digital device, pursuant to part 15 of the FCC Rules. These limits are designed to provide reasonable protection against harmful interference in a residential installation. This equipment generates uses and can radiate radiofrequency energy and, if not installed and used in accordance with the instructions, may cause harmful interference to radio communications. However, there is no guarantee that interference will not occur in a particular installation. If this equipment does cause harmful interference to radio or television reception, which can be determined by turning the equipment off and on, the user is encouraged to try to correct the interference by one or more of the following measures:

- Reorient or relocate the receiving antenna.

- Increase the separation between the equipment and receiver.

- Connect the equipment into an outlet on a circuit different from that to which the receiver is connected.

- Consult the dealer or an experienced radio/TV technician for help.

The FCC certification of this device refers to RF exposure testing performed in typical operating conditions, where a person is no closer than 20 centimeters from the device surface at all times, except for non-repetitive patterns with transient time intervals in the order of a second. Only in the stated conditions, the device is shown to fully comply with the FCC RF Exposure requirements of KDB 447498.