

Compliance Certification Services (Kunshan) Inc. Shenzhen Branch

SZCCS-TRF-01 Rev. A/1

Report No.: FYCR240700001901

Page: 1 of 24

TEST REPORT

Application No.: FYCR2407000019AT
Applicant: Quectel Wireless Solutions Co., Ltd.
Address of Applicant: Building 5, Shanghai Business Park Phase III (Area B), No.1016 Tianlin Road, Minhang District, Shanghai, China 200233
Manufacturer: Quectel Wireless Solutions Co., Ltd.
Address of Manufacturer: Building 5, Shanghai Business Park Phase III (Area B), No.1016 Tianlin Road, Minhang District, Shanghai, China 200233
Equipment Under Test (EUT):
EUT Name: NTN Satellite Communication Module
Model No.: BG95-S5
Trade Mark: Quectel
FCC ID: XMR202406BG95S5
Standard(s) : 47 CFR Part 2
47 CFR Part 25
Date of Receipt: 2024-06-07
Date of Test: 2024-06-11 to 2024-07-11
Date of Issue: 2024-07-22

Test Result:**Pass**

* In the configuration tested, the EUT complied with the standards specified above.

Powell Bao

Powell Bao
Lab ManagerCompliance Certification Services (Kunshan) Inc.
Shenzhen Branch

Unless otherwise agreed in writing, this document is issued by the Company subject to its General Conditions of Service printed overleaf, available on request or accessible at <http://www.sgs.com/en/Terms-and-Conditions.aspx> and, for electronic format documents, subject to Terms and Conditions for Electronic Documents at <http://www.sgs.com/en/Terms-and-Conditions/Terms-e-Documents.aspx>. Attention is drawn to the limitation of liability, indemnification and jurisdiction issues defined therein. Any holder of this document is advised that information contained hereon reflects the Company's findings at the time of its intervention only and within the limits of Client's instructions, if any. The Company's sole responsibility is to its Client and this document does not exonerate parties to a transaction from exercising all their rights and obligations under the transaction documents. This document cannot be reproduced except in full, without prior written approval of the Company. Any unauthorized alteration, forgery or falsification of the content or appearance of this document is unlawful and offenders may be prosecuted to the fullest extent of the law. Unless otherwise stated the results shown in this test report refer only to the sample(s) tested and such sample(s) are retained for 30 days only.
Attention: To check the authenticity of testing / inspection report & certificate, please contact us at telephone: (86-755) 8307 1443, or email: CN.Doccheck@sgs.com

Fuyong lab, Xinlong TechnoPark, Fengtang Road, Fuyong Subdistrict, Bao'an, Shenzhen, China 518103 t (86-755) 88663988 f (86-755) 26710594 www.sgsgroup.com.cn
中国·深圳·宝安区福永街道凤塘大道鑫龙科技园福永实验室 邮编: 518103 t (86-755) 88663988 f (86-755) 26710594 sgs.china@sgs.com

Compliance Certification Services (Kunshan) Inc. Shenzhen Branch

SZCCS-TRF-01 Rev. A/1

Report No.: FYCR240700001901

Page:

2 of 24

Revision Record				
Version	Chapter	Date	Modifier	Remark
01		2024-07-22		Original

Authorized for issue by:				
		Tree Zhan		
		Tree Zhan /Project Engineer		
		Powell Bao		
		Powell Bao /Reviewer		



Unless otherwise agreed in writing, this document is issued by the Company subject to its General Conditions of Service printed overleaf, available on request or accessible at <http://www.sgs.com/en/Terms-and-Conditions.aspx> and, for electronic format documents, subject to Terms and Conditions for Electronic Documents at <http://www.sgs.com/en/Terms-and-Conditions/Terms-e-Documents.aspx>. Attention is drawn to the limitation of liability, indemnification and jurisdiction issues defined therein. Any holder of this document is advised that information contained hereon reflects the Company's findings at the time of its intervention only and within the limits of Client's instructions, if any. The Company's sole responsibility is to its Client and this document does not exonerate parties to a transaction from exercising all their rights and obligations under the transaction documents. This document cannot be reproduced except in full, without prior written approval of the Company. Any unauthorized alteration, forgery or falsification of the content or appearance of this document is unlawful and offenders may be prosecuted to the fullest extent of the law. Unless otherwise stated the results shown in this test report refer only to the sample(s) tested and such sample(s) are retained for 30 days only.

Attention: To check the authenticity of testing /inspection report & certificate, please contact us at telephone: (86-755) 8307 1443, or email: CN.Doccheck@sgs.com

Compliance Certification Services (Kunshan) Inc.
Shenzhen Branch

Fuyong lab. Xinlong TechnoPark, Fengtang Road, Fuyong Subdistrict, Bao'an, Shenzhen, China 518103 t (86-755) 88663988 f (86-755) 26710594 www.sgsgroup.com.cn
中国·深圳·宝安区福永街道凤塘大道鑫龙科技园福永实验室 邮编: 518103 t (86-755) 88663988 f (86-755) 26710594 sgs.china@sgs.com

Compliance Certification Services (Kunshan) Inc. Shenzhen Branch

SZCCS-TRF-01 Rev. A/1

Report No.: FYCR240700001901

Page:

3 of 24

2 Test Summary

Test Item	FCC Rule No.	Requirements	Verdict
Effective (Isotropic) Radiated Output Power Data	§2.1046 §25.204	ERP≤ 40dBW	PASS
Bandwidth	§2.1049(h)	OBW: No limit EBW: No limit	PASS
Emission limitations.	§2.1051 §25.202 (f)(1)(2)	Refer to clause 6.3	PASS
Conducted Spurious emissions	§2.1051 §25.202 (f)(3)	Refer to clause 6.4	PASS
Field strength of spurious radiation	§2.1053 §25.202 (f)(3)	Refer to clause 6.5	PASS
Frequency stability	§2.1055 §25.202 (d)	within 0.001 percent of the reference frequency	PASS
Additional unwanted emission limits for MESS	§25.216(c)(e)(h)(i)	Refer to clause 6.7	PASS



Unless otherwise agreed in writing, this document is issued by the Company subject to its General Conditions of Service printed overleaf, available on request or accessible at <http://www.sgs.com/en/Terms-and-Conditions.aspx> and, for electronic format documents, subject to Terms and Conditions for Electronic Documents at <http://www.sgs.com/en/Terms-and-Conditions/Terms-e-Documents.aspx>. Attention is drawn to the limitation of liability, indemnification and jurisdiction issues defined therein. Any holder of this document is advised that information contained hereon reflects the Company's findings at the time of its intervention only and within the limits of Client's instructions, if any. The Company's sole responsibility is to its Client and this document does not exonerate parties to a transaction from exercising all their rights and obligations under the transaction documents. This document cannot be reproduced except in full, without prior written approval of the Company. Any unauthorized alteration, forgery or falsification of the content or appearance of this document is unlawful and offenders may be prosecuted to the fullest extent of the law. Unless otherwise stated the results shown in this test report refer only to the sample(s) tested and such sample(s) are retained for 30 days only.

Attention: To check the authenticity of testing /inspection report & certificate, please contact us at telephone: (86-755) 8307 1443, or email: CN.Doccheck@sgs.com

Compliance Certification Services (Kunshan) Inc.
Shenzhen Branch

Fuyong lab. Xinlong TechnoPark, Fengtang Road, Fuyong Subdistrict, Bao'an, Shenzhen, China 518103 t (86-755) 88663988 f (86-755) 26710594 www.sgsgroup.com.cn
中国·深圳·宝安区福永街道凤塘大道鑫龙科技园福永实验室 邮编: 518103 t (86-755) 88663988 f (86-755) 26710594 sgs.china@sgs.com

3 Contents

	Page
1 Cover Page	1
2 Test Summary	3
3 Contents	4
4 General Information	6
4.1 Details of E.U.T.	6
4.2 Test Frequency	7
4.3 Test Environment	7
4.4 Description of Support Units	7
4.5 Measurement Uncertainty	8
4.6 Test Location	9
4.7 Test Facility	9
4.8 Deviation from Standards	9
4.9 Abnormalities from Standard Conditions	9
5 Equipment List	10
6 Radio Spectrum Matter Test Results	11
6.1 Effective (Isotropic) Radiated Output Power Data	11
6.1.1 E.U.T. Operation	11
6.1.2 Test Setup Diagram	11
6.1.3 Measurement Data	11
6.2 Bandwidth	12
6.2.1 E.U.T. Operation	12
6.2.2 Test Setup Diagram	12
6.2.3 Measurement Data	12
6.3 Emission limitations	13
6.3.1 E.U.T. Operation	13
6.3.2 Test Setup Diagram	13
6.3.3 Measurement Data	13
6.4 Conducted Spurious emissions	14
6.4.1 E.U.T. Operation	14
6.4.2 Test Setup Diagram	14
6.4.3 Measurement Data	14
6.5 Field strength of spurious radiation	15
6.5.1 E.U.T. Operation	15
6.5.2 Test Setup Diagram	15
6.5.3 Measurement Procedure and Data	16
6.6 Frequency stability	21
6.6.1 E.U.T. Operation	21
6.6.2 Test Setup Diagram	21
6.6.3 Measurement Data	21
6.7 Additional unwanted emission limits for MESs	22
6.7.1 E.U.T. Operation	22



Unless otherwise agreed in writing, this document is issued by the Company subject to its General Conditions of Service printed overleaf, available on request or accessible at <http://www.sgs.com/en/Terms-and-Conditions.aspx> and, for electronic format documents, subject to Terms and Conditions for Electronic Documents at <http://www.sgs.com/en/Terms-and-Conditions/Terms-e-Documents.aspx>. Attention is drawn to the limitation of liability, indemnification and jurisdiction issues defined therein. Any holder of this document is advised that information contained hereon reflects the Company's findings at the time of its intervention only and within the limits of Client's instructions, if any. The Company's sole responsibility is to its Client and this document does not exonerate parties to a transaction from exercising all their rights and obligations under the transaction documents. This document cannot be reproduced except in full, without prior written approval of the Company. Any unauthorized alteration, forgery or falsification of the content or appearance of this document is unlawful and offenders may be prosecuted to the fullest extent of the law. Unless otherwise stated the results shown in this test report refer only to the sample(s) tested and such sample(s) are retained for 30 days only.

Attention: To check the authenticity of testing / inspection report & certificate, please contact us at telephone: (86-755) 8307 1443, or email: CN.Doccheck@sgs.com



Compliance Certification Services (Kunshan) Inc. Shenzhen Branch

SZCCS-TRF-01 Rev. A/1

Report No.: FYCR240700001901

Page: 5 of 24

6.7.2	Test Setup Diagram	23
6.7.3	Measurement Data	23
7	Test Setup Photo	24
8	EUT Constructional Details (EUT Photos)	24



Unless otherwise agreed in writing, this document is issued by the Company subject to its General Conditions of Service printed overleaf, available on request or accessible at <http://www.sgs.com/en/Terms-and-Conditions.aspx> and, for electronic format documents, subject to Terms and Conditions for Electronic Documents at <http://www.sgs.com/en/Terms-and-Conditions/Terms-e-Documents.aspx>. Attention is drawn to the limitation of liability, indemnification and jurisdiction issues defined therein. Any holder of this document is advised that information contained hereon reflects the Company's findings at the time of its intervention only and within the limits of Client's instructions, if any. The Company's sole responsibility is to its Client and this document does not exonerate parties to a transaction from exercising all their rights and obligations under the transaction documents. This document cannot be reproduced except in full, without prior written approval of the Company. Any unauthorized alteration, forgery or falsification of the content or appearance of this document is unlawful and offenders may be prosecuted to the fullest extent of the law. Unless otherwise stated the results shown in this test report refer only to the sample(s) tested and such sample(s) are retained for 30 days only.

Attention: To check the authenticity of testing / inspection report & certificate, please contact us at telephone: (86-755) 8307 1443, or email: CN.Doccheck@sgs.com

Compliance Certification Services (Kunshan) Inc.
Shenzhen Branch

Fuyong lab, Xinlong TechnoPark, Fengtang Road, Fuyong Subdistrict, Bao'an, Shenzhen, China 518103 t (86-755) 88663988 f (86-755) 26710594 www.sgsgroup.com.cn
中国·深圳·宝安区福永街道凤塘大道鑫龙科技园福永实验室 邮编: 518103 t (86-755) 88663988 f (86-755) 26710594 sgs.china@sgs.com

4 General Information

4.1 Details of E.U.T.

EUT Description:	NTN Satellite Communication Module	
Model No.:	BG95-S5	
Trade Mark:	Quectel	
Hardware Version:	R2.1	
Software Version:	BG95S5LAR08A01	
Power Supply:	Power from the Mainboard: Mainboard Power by DC 5V 2A from DC Port. Adapter model: P12F050200 Input: 100-240V~50/60Hz, 0.3A Max Output: DC 5V2A	
IMEI:	862063070001057	
Antenna Type:	<input checked="" type="checkbox"/> External, <input type="checkbox"/> Integrated	
Operation Frequency Band:	Tx Frequency	Band 23: 2000 MHz ~ 2020 MHz
		Band 255: 1626.5 MHz ~ 1660.5 MHz
	Rx Frequency	Band 23: 2180 MHz ~ 2200 MHz
		Band 255: 1525 MHz ~1559 MHz
Modulation Type:	BPSK, QPSK	
SCS:	3.75kHz, 15kHz	
Bandwidth	200kHz	
Antenna Gain:	Band 23: 3.3dBi	
	Band 255: 2.8dBi	

Remark: The information in this section is provided by the applicant or manufacturer, CCS is not liable to the accuracy, suitability, reliability or/and integrity of the information.

Note:

- (1) The antenna gain value is provided by the customer. The test lab will not be responsible for wrong test result due to incorrect information about antenna gain values.
- (2) The device does not support 1 tone start 0 & 47 for SCS 3.75kHz and 1 tone start 0 & 11 for SCS15kHz.



Unless otherwise agreed in writing, this document is issued by the Company subject to its General Conditions of Service printed overleaf, available on request or accessible at <http://www.sgs.com/en/Terms-and-Conditions.aspx> and, for electronic format documents, subject to Terms and Conditions for Electronic Documents at <http://www.sgs.com/en/Terms-and-Conditions/Terms-e-Documents.aspx>. Attention is drawn to the limitation of liability, indemnification and jurisdiction issues defined therein. Any holder of this document is advised that information contained hereon reflects the Company's findings at the time of its intervention only and within the limits of Client's instructions, if any. The Company's sole responsibility is to its Client and this document does not exonerate parties to a transaction from exercising all their rights and obligations under the transaction documents. This document cannot be reproduced except in full, without prior written approval of the Company. Any unauthorized alteration, forgery or falsification of the content or appearance of this document is unlawful and offenders may be prosecuted to the fullest extent of the law. Unless otherwise stated the results shown in this test report refer only to the sample(s) tested and such sample(s) are retained for 30 days only.
Attention: To check the authenticity of testing /inspection report & certificate, please contact us at telephone: (86-755) 8307 1443, or email: CN.Doccheck@sgs.com

Compliance Certification Services (Kunshan) Inc.
Shenzhen Branch

Fuyong lab, Xinlong TechnoPark, Fengtang Road, Fuyong Subdistrict, Bao'an, Shenzhen, China 518103 t (86-755) 88663988 f (86-755) 26710594 www.sgsgroup.com.cn
中国·深圳·宝安区福永街道风塘大道鑫龙科技园福永实验室 邮编: 518103 t (86-755) 88663988 f (86-755) 26710594 sgs.china@sgs.com

Compliance Certification Services (Kunshan) Inc. Shenzhen Branch

SZCCS-TRF-01 Rev. A/1

Report No.: FYCR240700001901

Page:

7 of 24

4.2 Test Frequency

Test mode:	SCS (KHz)	RF Channel		
		Low (L)	Middle (M)	High (H)
		MHz	MHz	MHz
Band 23	3.75	2000.1	2010	2019.9
	15			
Test mode:	SCS (KHz)	RF Channel		
		Low (L)	Middle (M)	High (H)
		MHz	MHz	MHz
Band 255	3.75	1626.6	1643.5	1660.4
	15			

4.3 Test Environment

Environment Parameter	101 kPa Selected Values During Tests	
Relative Humidity	44-46 % RH Ambient	
Value	Temperature(°C)	Voltage(V)
NTNV	22~23	3.8
LTLV	-30	3.3
LTHV	-30	4.3
HTLV	50	3.3
HTHV	50	4.3
Remark: NV: Normal Voltage LV: Low Extreme Test Voltage HV: High Extreme Test Voltage NT: Normal Temperature LT: Low Extreme Test Temperature HT: High Extreme Test Temperature		

4.4 Description of Support Units

Description	Manufacturer	Model No.
UMTS<E-EVB	Quectel	Q1-A0770
Remark: all above the information of table are provided by client.		



Unless otherwise agreed in writing, this document is issued by the Company subject to its General Conditions of Service printed overleaf, available on request or accessible at <http://www.sgs.com/en/Terms-and-Conditions.aspx> and, for electronic format documents, subject to Terms and Conditions for Electronic Documents at <http://www.sgs.com/en/Terms-and-Conditions/Terms-e-Documents.aspx>. Attention is drawn to the limitation of liability, indemnification and jurisdiction issues defined therein. Any holder of this document is advised that information contained hereon reflects the Company's findings at the time of its intervention only and within the limits of Client's instructions, if any. The Company's sole responsibility is to its Client and this document does not exonerate parties to a transaction from exercising all their rights and obligations under the transaction documents. This document cannot be reproduced except in full, without prior written approval of the Company. Any unauthorized alteration, forgery or falsification of the content or appearance of this document is unlawful and offenders may be prosecuted to the fullest extent of the law. Unless otherwise stated the results shown in this test report refer only to the sample(s) tested and such sample(s) are retained for 30 days only.

Attention: To check the authenticity of testing/inspection report & certificate, please contact us at telephone: (86-755) 8307 1443, or email: CN.Doccheck@sgs.com

Compliance Certification Services (Kunshan) Inc.
Shenzhen Branch

Fuyong lab, Xinlong TechnoPark, Fengtang Road, Fuyong Subdistrict, Bao'an, Shenzhen, China 518103 t (86-755) 88663988 f (86-755) 26710594 www.sgsgroup.com.cn
中国·深圳·宝安区福永街道风塘大道鑫龙科技园福永实验室 邮编: 518103 t (86-755) 88663988 f (86-755) 26710594 sgs.china@sgs.com

Compliance Certification Services (Kunshan) Inc. Shenzhen Branch

SZCCS-TRF-01 Rev. A/1

Report No.: FYCR240700001901

Page: 8 of 24

4.5 Measurement Uncertainty

No.	Item	Measurement Uncertainty
1	Radio Frequency	$\pm 5.4 \times 10^{-8}$
2	Occupied Bandwidth	$\pm 3\%$
3	RF conducted power	$\pm 0.8\text{dB}$
4	RF power density	$\pm 0.4\text{dB}$
5	Conducted Spurious emissions	$\pm 2.7\text{dB}$
6	Radiated Spurious emission test	$\pm 3.1\text{dB}$ (Below 1GHz)
		$\pm 4.4\text{dB}$ (Above 1GHz)
7	Temperature test	$\pm 1^\circ\text{C}$
8	Humidity test	$\pm 3\%$
9	Supply voltages	$\pm 1.5\%$



Unless otherwise agreed in writing, this document is issued by the Company subject to its General Conditions of Service printed overleaf, available on request or accessible at <http://www.sgs.com/en/Terms-and-Conditions.aspx> and, for electronic format documents, subject to Terms and Conditions for Electronic Documents at <http://www.sgs.com/en/Terms-and-Conditions/Terms-e-Documents.aspx>. Attention is drawn to the limitation of liability, indemnification and jurisdiction issues defined therein. Any holder of this document is advised that information contained hereon reflects the Company's findings at the time of its intervention only and within the limits of Client's instructions, if any. The Company's sole responsibility is to its Client and this document does not exonerate parties to a transaction from exercising all their rights and obligations under the transaction documents. This document cannot be reproduced except in full, without prior written approval of the Company. Any unauthorized alteration, forgery or falsification of the content or appearance of this document is unlawful and offenders may be prosecuted to the fullest extent of the law. Unless otherwise stated the results shown in this test report refer only to the sample(s) tested and such sample(s) are retained for 30 days only.

Attention: To check the authenticity of testing / inspection report & certificate, please contact us at telephone: (86-755) 8307 1443, or email: CN.Doccheck@sgs.com

Fuyong lab. Xinlong TechnoPark, Fengtang Road, Fuyong Subdistrict, Bao'an, Shenzhen, China 518103 t (86-755) 88663988 f (86-755) 26710594 www.sgsgroup.com.cn
中国·深圳·宝安区福永街道凤塘大道鑫龙科技园福永实验室 邮编: 518103 t (86-755) 88663988 f (86-755) 26710594 sgs.china@sgs.com

Compliance Certification Services (Kunshan) Inc. Shenzhen Branch

SZCCS-TRF-01 Rev. A/1

Report No.: FYCR240700001901

Page: 9 of 24

4.6 Test Location

All tests were performed at:

Compliance Certification Services (Kunshan) Inc. Shenzhen branch.

Fuyong lab. Xinlong TechnoPark, Fengtang Road, Fuyong Subdistrict, Bao'an, Shenzhen, China

Tel: +86 755 8866 3988 Fax: +86 755 2671 0594

No tests were sub-contracted.

4.7 Test Facility

The test facility is recognized, certified, or accredited by the following organizations:

• **A2LA (Certificate No. 6606.01)**

Compliance Certification Services (Kunshan) Inc. Shenzhen branch is accredited by the American Association for Laboratory Accreditation (A2LA). Certificate No. 6606.01.

• **FCC –Designation Number: CN1322**

Compliance Certification Services (Kunshan) Inc. Shenzhen branch has been recognized as an accredited testing laboratory.

Designation Number: CN1322. Test Firm Registration Number: 718073

• **Innovation, Science and Economic Development Canada**

Compliance Certification Services (Kunshan) Inc. Shenzhen branch has been recognized by ISED as an accredited testing laboratory.

CAB identifier: CN0129.

IC#: 28189.

4.8 Deviation from Standards

None

4.9 Abnormalities from Standard Conditions

None



Unless otherwise agreed in writing, this document is issued by the Company subject to its General Conditions of Service printed overleaf, available on request or accessible at <http://www.sgs.com/en/Terms-and-Conditions.aspx> and, for electronic format documents, subject to Terms and Conditions for Electronic Documents at <http://www.sgs.com/en/Terms-and-Conditions/Terms-e-Documents.aspx>. Attention is drawn to the limitation of liability, indemnification and jurisdiction issues defined therein. Any holder of this document is advised that information contained hereon reflects the Company's findings at the time of its intervention only and within the limits of Client's instructions, if any. The Company's sole responsibility is to its Client and this document does not exonerate parties to a transaction from exercising all their rights and obligations under the transaction documents. This document cannot be reproduced except in full, without prior written approval of the Company. Any unauthorized alteration, forgery or falsification of the content or appearance of this document is unlawful and offenders may be prosecuted to the fullest extent of the law. Unless otherwise stated the results shown in this test report refer only to the sample(s) tested and such sample(s) are retained for 30 days only.
Attention: To check the authenticity of testing / inspection report and certificate, please contact us at telephone: (86-755) 8307 1443, or email: CN.Doccheck@sgs.com

Fuyong lab. Xinlong TechnoPark, Fengtang Road, Fuyong Subdistrict, Bao'an, Shenzhen, China 518103 t (86-755) 88663988 f (86-755) 26710594 www.sgsgroup.com.cn
中国·深圳·宝安区福永街道风塘大道鑫龙科技园福永实验室 邮编: 518103 t (86-755) 88663988 f (86-755) 26710594 sgs.china@sgs.com

Compliance Certification Services (Kunshan) Inc. Shenzhen Branch

SZCCS-TRF-01 Rev. A/1

Report No.: FYCR240700001901

Page:

10 of 24

5 Equipment List

Conducted					
Equipment	Manufacturer	Model No.	Inventory No.	Cal Date	Cal Due Date
MXA Signal Analyzer	KEYSIGHT	N9020B	SEM004-24	2024/3/14	2025/3/13
Radio Communication Analyzer	Keysight	UXM 5G(E7515B)	SZ-WRG-M-021	2024-05-24	2025-05-23
Power Meter	Anritsu	ML2495A	SZ-WSR-M-022	2023/12/21	2024/12/20
DC power supply	HYELEC	HY3005B	SZ-WRG-M-037	2023/9/14	2024/9/13

Field strength of spurious radiation(Below 1GHz & Above 1GHz)					
Equipment	Manufacturer	Model No.	Inventory No.	Cal Date	Cal Due Date
966 Anechoic Chamber	CRT	N/A	SEM001-13	2022-10-15	2025-10-14
Trilog-Broadband Antenna	Schwarzbeck	VULB9168	SEM003-33	2021/9/25	2024/9/24
Loop Antenna	ETS-LINDGREN	6502	SEM003-43	2023/7/28	2026/7/27
EMI Test Receiver	Agilent	N9038A	SEM004-05	2023/9/14	2024/9/13
Pre-Amplifier	HP	8447D	SEM005-02	2023/9/13	2024/9/12
Broad-Band Horn Antenna	Schwarzbeck	BBHA 9120D	SEM003-32	2023/9/17	2025/9/16
Coaxial Cable	SGS	N/A	SEM035-01	2024/5/13	2025/5/12
Coaxial Cable	SGS	N/A	SEM035-02	2024/5/13	2025/5/12
Coaxial Cable	SGS	N/A	SEM035-03	2024/5/13	2025/5/12
MXA Signal Analyzer	Keysight	N9020A	SEM004-23	2024/3/16	2025/3/15
Pre-amplifier	TST PASS	LNA04080G30	SEM005-27	2024/3/28	2025/3/27
Pre-amplifier	TST PASS	LNA10180G45	SEM005-28	2024/3/28	2025/3/27

General used equipment					
Equipment	Manufacturer	Model No.	Inventory No.	Cal Date	Cal Due Date
Humidity/ Temperature Indicator	deli	8838	SEM002-52	2023-08-29	2024-08-28
Humidity/ Temperature Indicator	deli	8838	SEM002-53	2023-08-29	2024-08-28
Barometer	Changchun Meteorological Industry Factory	DYM3	SEM002-01	2024/3/18	2025/3/17
Radio Communication Analyzer	Keysight	UXM 5G(E7515B)	SZ-WRG-M-021	2024-05-24	2025-05-23



Unless otherwise agreed in writing, this document is issued by the Company subject to its General Conditions of Service printed overleaf, available on request or accessible at <http://www.sgs.com/en/Terms-and-Conditions.aspx> and, for electronic format documents, subject to Terms and Conditions for Electronic Documents at <http://www.sgs.com/en/Terms-and-Conditions/Terms-e-Documents.aspx>. Attention is drawn to the limitation of liability, indemnification and jurisdiction issues defined therein. Any holder of this document is advised that information contained hereon reflects the Company's findings at the time of its intervention only and within the limits of Client's instructions, if any. The Company's sole responsibility is to its Client and this document does not exonerate parties to a transaction from exercising all their rights and obligations under the transaction documents. This document cannot be reproduced except in full, without prior written approval of the Company. Any unauthorized alteration, forgery or falsification of the content or appearance of this document is unlawful and offenders may be prosecuted to the fullest extent of the law. Unless otherwise stated the results shown in this test report refer only to the sample(s) tested and such sample(s) are retained for 30 days only.

Attention: To check the authenticity of testing / inspection report and certificate, please contact us at telephone: (86-755) 8307 1443, or email: CN.Doccheck@sgs.com

Compliance Certification Services (Kunshan) Inc.
Shenzhen Branch

Fuyong lab, Xinlong TechnoPark, Fengtang Road, Fuyong Subdistrict, Bao'an, Shenzhen, China 518103 t (86-755) 88663988 f (86-755) 26710594 www.sgsgroup.com.cn
中国·深圳·宝安区福永街道凤塘大道鑫龙科技园福永实验室 邮编: 518103 t (86-755) 88663988 f (86-755) 26710594 sgs.china@sgs.com

6 Radio Spectrum Matter Test Results

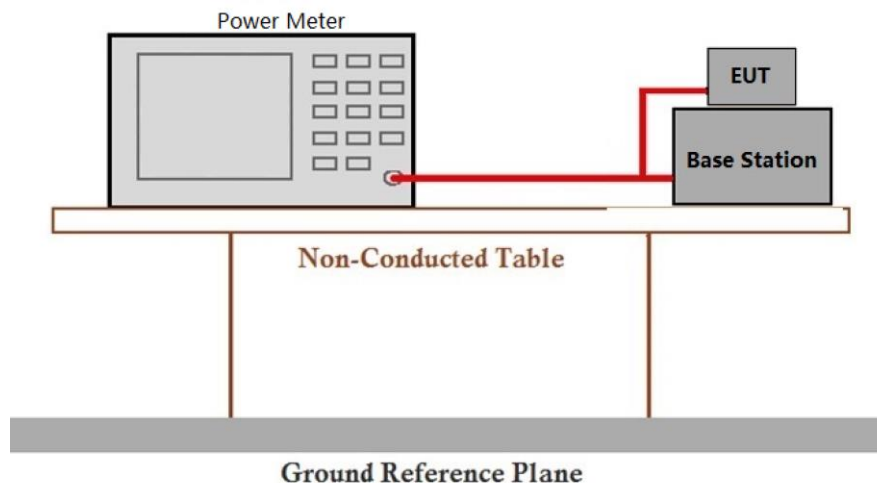
6.1 Effective (Isotropic) Radiated Output Power Data

Test Requirement: §2.1046; §25.204
 Test Method: ANSI C63.26-2015, KDB 971168 D01 v03r01
 Limit: 40dBW

6.1.1 E.U.T. Operation

Operating Environment:
 Temperature: 21.5 °C Humidity: 53.5 % RH Atmospheric Pressure: 1020 mbar
 Test mode 30: Tx mode, Keep the EUT in transmitting mode.

6.1.2 Test Setup Diagram



6.1.3 Measurement Data

Please refer to Appendix for NTN test data(Band 23) and NTN test data(Band 255)

Compliance Certification Services (Kunshan) Inc. Shenzhen Branch

SZCCS-TRF-01 Rev. A/1

Report No.: FYCR240700001901

Page: 12 of 24

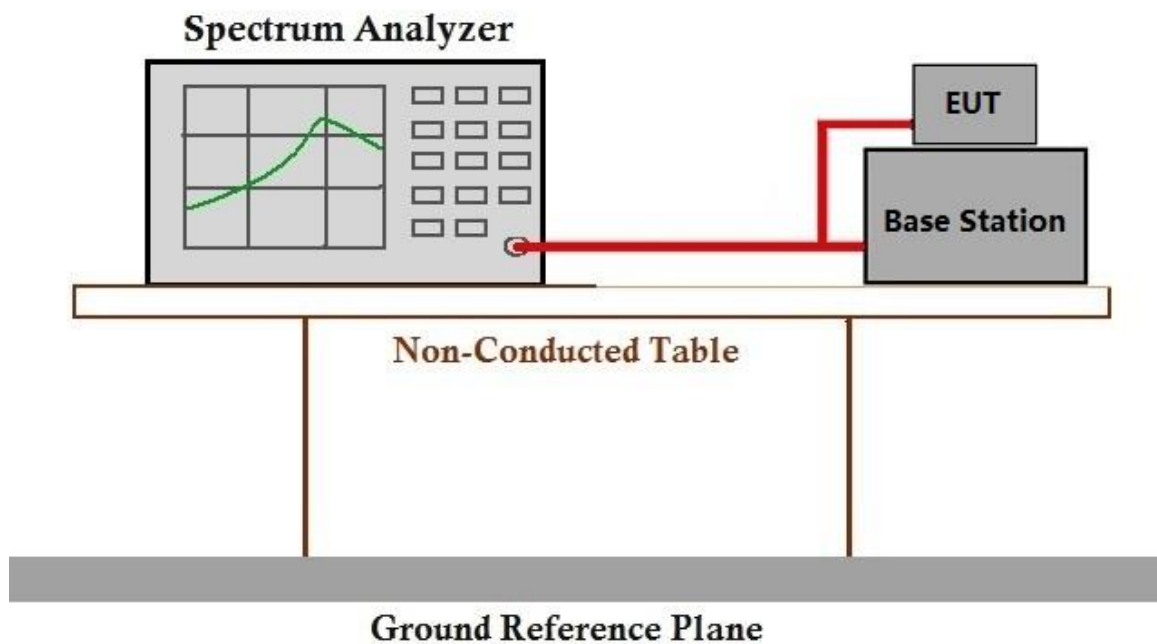
6.2 Bandwidth

Test Requirement: §2.1049(h)
 Test Method: ANSI C63.26-2015, KDB 971168 D01 v03r01
 Limit: OBW: No limit
 EBW: No limit

6.2.1 E.U.T. Operation

Operating Environment:
 Temperature: 21.5 °C Humidity: 53.5 % RH Atmospheric Pressure: 1020 mbar
 Test mode 30: Tx mode, Keep the EUT in transmitting mode.

6.2.2 Test Setup Diagram



6.2.3 Measurement Data

Please refer to Appendix for NTN test data(Band 23) and NTN test data(Band 255)



Unless otherwise agreed in writing, this document is issued by the Company subject to its General Conditions of Service printed overleaf, available on request or accessible at <http://www.sgs.com/en/Terms-and-Conditions.aspx> and, for electronic format documents, subject to Terms and Conditions for Electronic Documents at <http://www.sgs.com/en/Terms-and-Conditions/Terms-e-Documents.aspx>. Attention is drawn to the limitation of liability, indemnification and jurisdiction issues defined therein. Any holder of this document is advised that information contained hereon reflects the Company's findings at the time of its intervention only and within the limits of Client's instructions, if any. The Company's sole responsibility is to its Client and this document does not exonerate parties to a transaction from exercising all their rights and obligations under the transaction documents. This document cannot be reproduced except in full, without prior written approval of the Company. Any unauthorized alteration, forgery or falsification of the content or appearance of this document is unlawful and offenders may be prosecuted to the fullest extent of the law. Unless otherwise stated the results shown in this test report refer only to the sample(s) tested and such sample(s) are retained for 30 days only.
 Attention: To check the authenticity of testing / inspection report & certificate, please contact us at telephone: (86-755) 8307 1443, or email: CN.Doccheck@sgs.com

Fuyong lab, Xinlong TechnoPark, Fengtang Road, Fuyong Subdistrict, Bao'an, Shenzhen, China 518103 t (86-755) 88663988 f (86-755) 26710594 www.sgsgroup.com.cn
 中国·深圳·宝安区福永街道风塘大道鑫龙科技园福永实验室 邮编: 518103 t (86-755) 88663988 f (86-755) 26710594 sgs.china@sgs.com

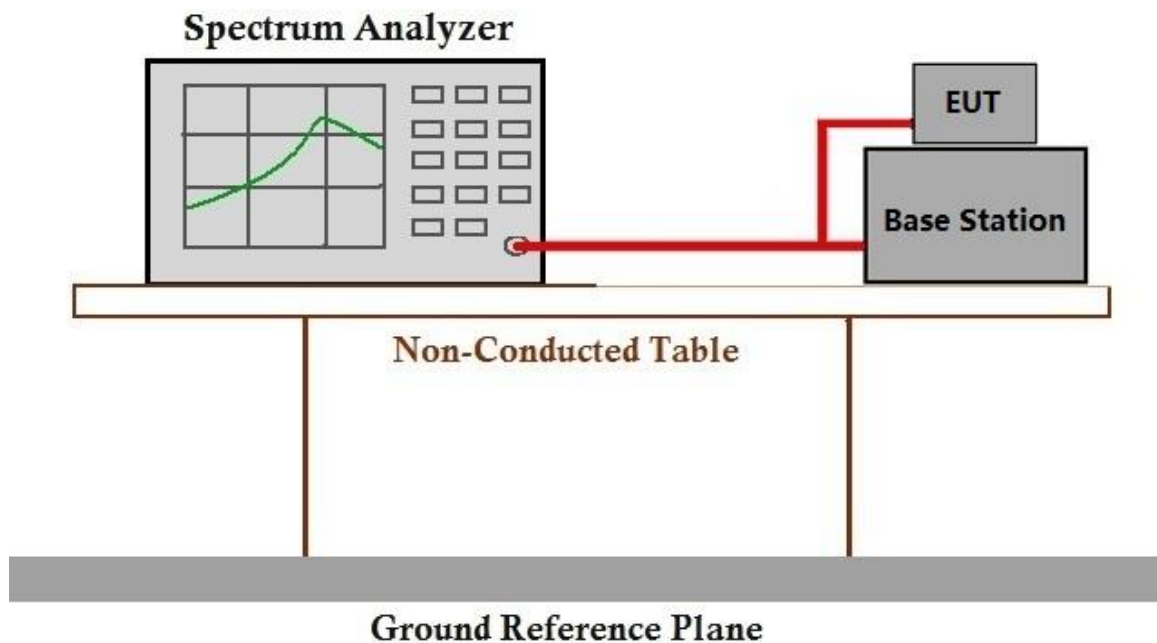
6.3 Emission limitations

Test Requirement:	§2.1051; §25.202 (f)(1)(2)
Test Method:	ANSI C63.26-2015, KDB 971168 D01 v03r01
Limit:	In any 4 kHz band, the center frequency of which is removed from the assigned frequency by more than 50 percent up to and including 100 percent of the authorized bandwidth: 25 dB; In any 4 kHz band, the center frequency of which is removed from the assigned frequency by more than 100 percent up to and including 250 percent of the authorized bandwidth: 35 dB;

6.3.1 E.U.T. Operation

Operating Environment:					
Temperature:	21.5 °C	Humidity:	53.5 % RH	Atmospheric Pressure:	1020 mbar
Test mode	30: Tx mode, Keep the EUT in transmitting mode.				

6.3.2 Test Setup Diagram



6.3.3 Measurement Data

Please refer to Appendix for NTN test data(Band 23) and NTN test data(Band 255)

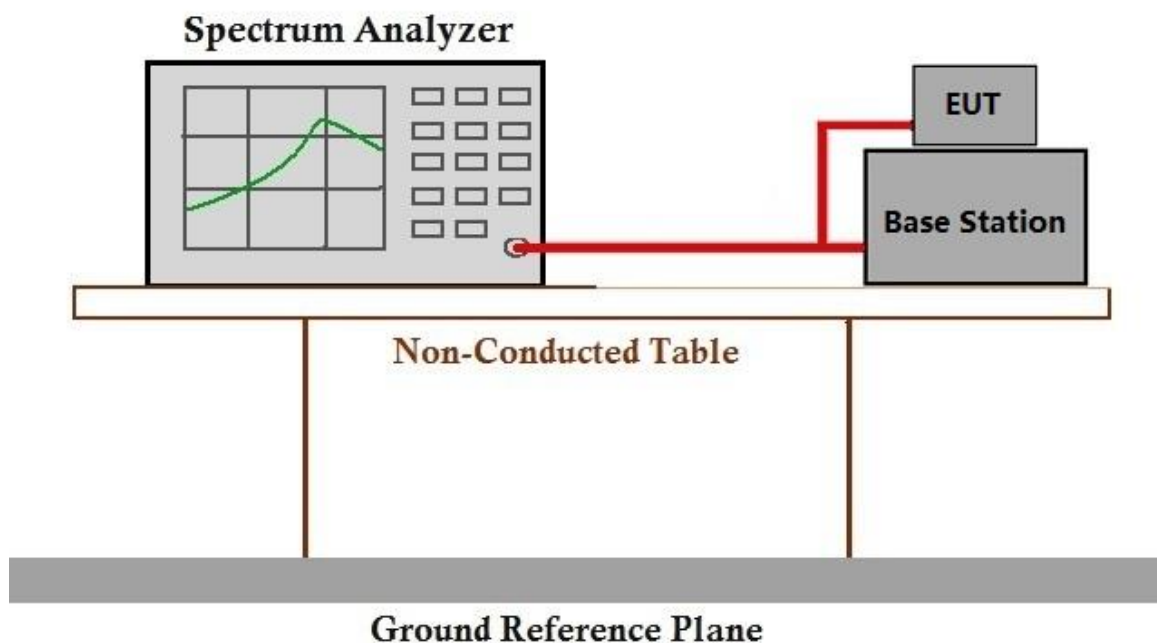
6.4 Conducted Spurious emissions

Test Requirement: §2.1051; §25.202 (f)(3)
 Test Method: ANSI C63.26-2015, KDB 971168 D01 v03r01
 Limit: In any 4 kHz band, the center frequency of which is removed from the assigned frequency by more than 250 percent of the authorized bandwidth: An amount equal to 43 dB plus 10 times the logarithm (to the base 10) of the transmitter power in watts

6.4.1 E.U.T. Operation

Operating Environment:
 Temperature: 21.5 °C Humidity: 53.5 % RH Atmospheric Pressure: 1020 mbar
 Test mode 30: Tx mode, Keep the EUT in transmitting mode.

6.4.2 Test Setup Diagram



6.4.3 Measurement Data

Please refer to Appendix for NTN test data(Band 23) and NTN test data(Band 255)

Compliance Certification Services (Kunshan) Inc. Shenzhen Branch

SZCCS-TRF-01 Rev. A/1

Report No.: FYCR240700001901

Page:

15 of 24

6.5 Field strength of spurious radiation

Test Requirement: §2.1051; §25.202 (f)(3)

Test Method: ANSI C63.26-2015, KDB 971168 D01 v03r01

Limit: In any 4 kHz band, the center frequency of which is removed from the assigned frequency by more than 250 percent of the authorized bandwidth: An amount equal to 43 dB plus 10 times the logarithm (to the base 10) of the transmitter power in watts

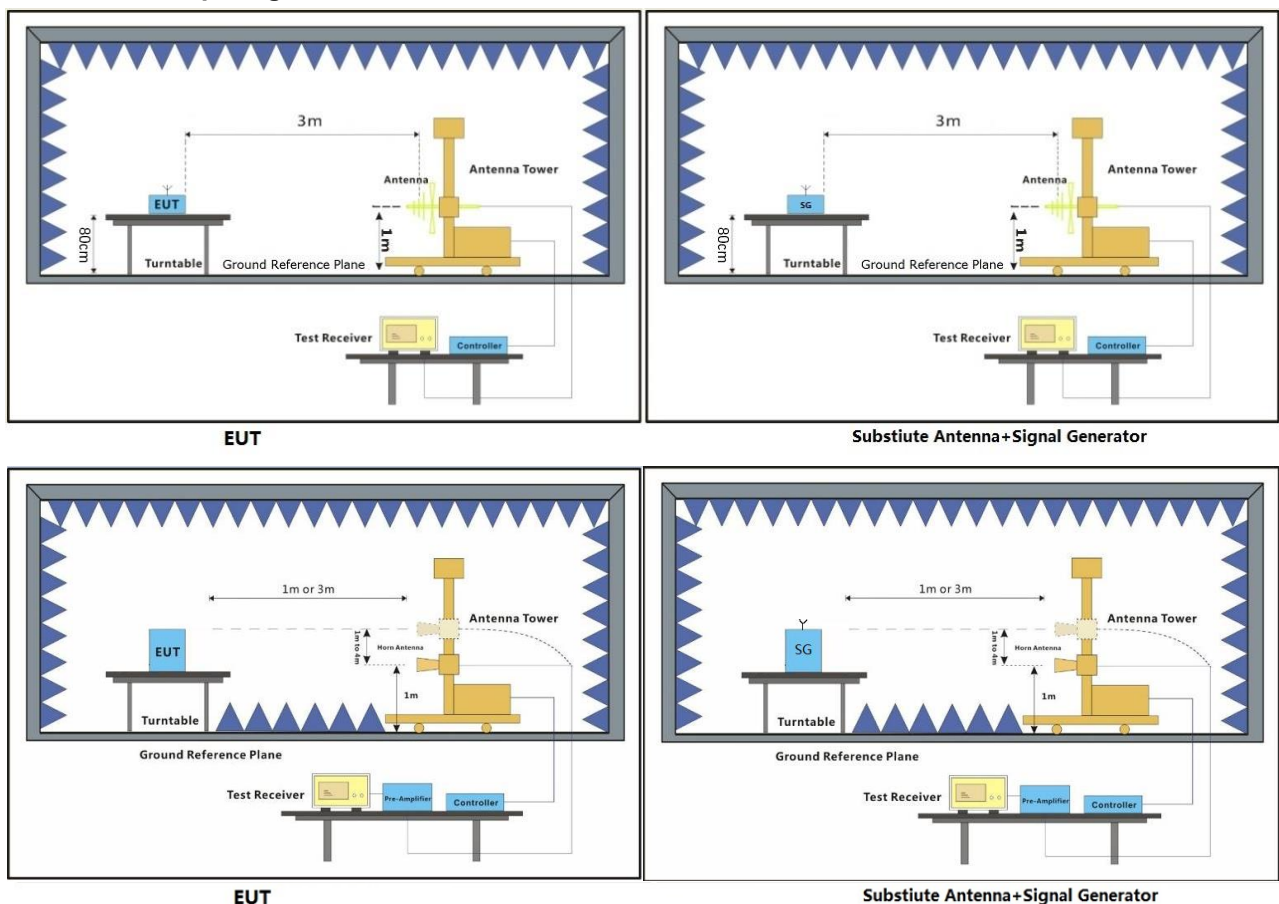
6.5.1 E.U.T. Operation

Operating Environment:

Temperature: 18.5 °C Humidity: 39.5 % RH Atmospheric Pressure: 1020 mbar

Test mode 30: Tx mode, Keep the EUT in transmitting mode.

6.5.2 Test Setup Diagram



Compliance Certification Services (Kunshan) Inc. Shenzhen Branch

SZCCS-TRF-01 Rev. A/1

Report No.: FYCR240700001901

Page:

16 of 24

6.5.3 Measurement Procedure and Data

Test Procedure:

- (1) On a test site, the EUT shall be placed on a turntable and in the position closest to the normal use as declared by the user.
- (2) The test antenna shall be oriented initially for vertical polarization located 3m from the EUT to correspond to the transmitter.
- (3) The output of the antenna shall be connected to the measuring receiver and either a peak or quasi-peak detector was used for the measurement as indicated on the report. The detector selection is based on how close the emission level was approaching the limit.
- (4) The transmitter shall be switched on; if possible, without the modulation and the measurement receiver shall be tuned to the frequency of the transmitter under test.
- (5) The test antenna shall be raised and lowered through the specified range of height until the measuring receiver detects a maximum signal level.
- (6) The transmitter shall then be rotated through 360° in the horizontal plane, until the maximum signal level is detected by the measuring receiver.
- (7) The test antenna shall be raised and lowered again through the specified range of height until the measuring receiver detects a maximum signal level.
- (8) The maximum signal level detected by the measuring receiver shall be noted.
- (9) The measurement shall be repeated with the test antenna set to horizontal polarization.
- (10) Replace the antenna with a proper Antenna (substitution antenna).
- (11) The substitution antenna shall be oriented for vertical polarization and, if necessary, the length of the substitution antenna shall be adjusted to correspond to the frequency of transmitting.
- (12) The substitution antenna shall be connected to a calibrated signal generator.
- (13) If necessary, the input attenuator setting of the measuring receiver shall be adjusted in order to increase the sensitivity of the measuring receiver.
- (14) The test antenna shall be raised and lowered through the specified range of the height to ensure that the maximum signal is received.
- (15) The input signal to substitution antenna shall be adjusted to the level that produces a level detected by the measuring receiver, that is equal to the level noted while the transmitter radiated power was measured, corrected for the change of input attenuation setting of the measuring receiver.
- (16) The input level to the substitution antenna shall be recorded as power level in dBm, corrected for any change of input attenuator setting of the measuring receiver.
- (17) The measurement shall be repeated with the test antenna and the substitution antenna oriented for horizontal polarization.



Unless otherwise agreed in writing, this document is issued by the Company subject to its General Conditions of Service printed overleaf, available on request or accessible at <http://www.sgs.com/en/Terms-and-Conditions.aspx> and, for electronic format documents, subject to Terms and Conditions for Electronic Documents at <http://www.sgs.com/en/Terms-and-Conditions/Terms-e-Documents.aspx>. Attention is drawn to the limitation of liability, indemnification and jurisdiction issues defined therein. Any holder of this document is advised that information contained hereon reflects the Company's findings at the time of its intervention only and within the limits of Client's instructions, if any. The Company's sole responsibility is to its Client and this document does not exonerate parties to a transaction from exercising all their rights and obligations under the transaction documents. This document cannot be reproduced except in full, without prior written approval of the Company. Any unauthorized alteration, forgery or falsification of the content or appearance of this document is unlawful and offenders may be prosecuted to the fullest extent of the law. Unless otherwise stated the results shown in this test report refer only to the sample(s) tested and such sample(s) are retained for 30 days only.

Attention: To check the authenticity of testing / inspection report & certificate, please contact us at telephone: (86-755) 8307 1443, or email: CN.Doccheck@sgs.com

Fuyong lab, Xinlong TechnoPark, Fengtang Road, Fuyong Subdistrict, Bao'an, Shenzhen, China 518103 t (86-755) 88663988 f (86-755) 26710594 www.sgsgroup.com.cn
中国·深圳·宝安区福永街道凤塘大道鑫龙科技园福永实验室 邮编: 518103 t (86-755) 88663988 f (86-755) 26710594 sgs.china@sgs.com

Compliance Certification Services (Kunshan) Inc. Shenzhen Branch

SZCCS-TRF-01 Rev. A/1

Report No.: FYCR240700001901

Page:

17 of 24

NTN Band 23-Low channel, scs=15kHz, Modulation: QPSK, 1@1								
Frequency (MHz)	EIRP (dBm)	Limit (dBm)	Over Limit (dB)	S.G. Power (dBm)	Cable Loss (dB)	Antenna Gain (dBi)	Polarization (H/V)	Result
4000.2	-63.63	-13	-50.63	-67.71	4.42	8.5	Horizontal	Pass
6000.3	-62.63	-13	-49.63	-67.78	4.85	10	Horizontal	Pass
8000.4	-59.08	-13	-46.08	-65.9	4.98	11.8	Horizontal	Pass
4000.2	-61.02	-13	-48.02	-65.1	4.42	8.5	Vertical	Pass
6000.3	-60.73	-13	-47.73	-65.88	4.85	10	Vertical	Pass
8000.4	-59.11	-13	-46.11	-65.93	4.98	11.8	Vertical	Pass

NTN Band 23-Middle channel, scs=15kHz, Modulation: QPSK, 1@1								
Frequency (MHz)	EIRP (dBm)	Limit (dBm)	Over Limit (dB)	S.G. Power (dBm)	Cable Loss (dB)	Antenna Gain (dBi)	Polarization (H/V)	Result
4020	-65.47	-13	-52.47	-69.55	4.42	8.5	Horizontal	Pass
6030	-62.15	-13	-49.15	-67.3	4.85	10	Horizontal	Pass
8040	-59.81	-13	-46.81	-66.63	4.98	11.8	Horizontal	Pass
4020	-62.57	-13	-49.57	-66.65	4.42	8.5	Vertical	Pass
6030	-63.14	-13	-50.14	-68.29	4.85	10	Vertical	Pass
8040	-60.06	-13	-47.06	-66.88	4.98	11.8	Vertical	Pass

NTN Band 23-High channel, scs=15kHz, Modulation: QPSK, 1@1								
Frequency (MHz)	EIRP (dBm)	Limit (dBm)	Over Limit (dB)	S.G. Power (dBm)	Cable Loss (dB)	Antenna Gain (dBi)	Polarization (H/V)	Result
4039.8	-65.3	-13	-52.3	-69.38	4.42	8.5	Horizontal	Pass
6059.7	-62.49	-13	-49.49	-67.64	4.85	10	Horizontal	Pass
8079.6	-59.52	-13	-46.52	-66.34	4.98	11.8	Horizontal	Pass
4039.8	-65.89	-13	-52.89	-69.97	4.42	8.5	Vertical	Pass
6059.7	-62.49	-13	-49.49	-67.64	4.85	10	Vertical	Pass
8079.6	-57.23	-13	-44.23	-64.05	4.98	11.8	Vertical	Pass



Unless otherwise agreed in writing, this document is issued by the Company subject to its General Conditions of Service printed overleaf, available on request or accessible at <http://www.sgs.com/en/Terms-and-Conditions.aspx> and, for electronic format documents, subject to Terms and Conditions for Electronic Documents at <http://www.sgs.com/en/Terms-and-Conditions/Terms-e-Documents.aspx>. Attention is drawn to the limitation of liability, indemnification and jurisdiction issues defined therein. Any holder of this document is advised that information contained hereon reflects the Company's findings at the time of its intervention only and within the limits of Client's instructions, if any. The Company's sole responsibility is to its Client and this document does not exonerate parties to a transaction from exercising all their rights and obligations under the transaction documents. This document cannot be reproduced except in full, without prior written approval of the Company. Any unauthorized alteration, forgery or falsification of the content or appearance of this document is unlawful and offenders may be prosecuted to the fullest extent of the law. Unless otherwise stated the results shown in this test report refer only to the sample(s) tested and such sample(s) are retained for 30 days only.

Attention: To check the authenticity of testing / inspection report & certificate, please contact us at telephone: (86-755) 8307 1443, or email: CN.Doccheck@sgs.com

Compliance Certification Services (Kunshan) Inc.
Shenzhen Branch

Fuyong lab. Xinlong TechnoPark, Fengtang Road, Fuyong Subdistrict, Bao'an, Shenzhen, China 518103 t (86-755) 88663988 f (86-755) 26710594 www.sgsgroup.com.cn
中国·深圳·宝安区福永街道风塘大道鑫龙科技园福永实验室 邮编: 518103 t (86-755) 88663988 f (86-755) 26710594 sgs.china@sgs.com

Compliance Certification Services (Kunshan) Inc. Shenzhen Branch

SZCCS-TRF-01 Rev. A/1

Report No.: FYCR240700001901

Page:

18 of 24

NTN Band 23-Low channel, scs=3.75kHz, Modulation: QPSK, 1@1								
Frequency (MHz)	EIRP (dBm)	Limit (dBm)	Over Limit (dB)	S.G. Power (dBm)	Cable Loss (dB)	Antenna Gain (dBi)	Polarization (H/V)	Result
4000.2	-60.48	-13	-47.48	-64.56	4.42	8.5	Horizontal	Pass
6000.3	-62.44	-13	-49.44	-67.59	4.85	10	Horizontal	Pass
8000.4	-59.29	-13	-46.29	-66.11	4.98	11.8	Horizontal	Pass
4000.2	-61.03	-13	-48.03	-65.11	4.42	8.5	Vertical	Pass
6000.3	-60.06	-13	-47.06	-65.21	4.85	10	Vertical	Pass
8000.4	-58.69	-13	-45.69	-65.51	4.98	11.8	Vertical	Pass

NTN Band 23-Middle channel, scs=3.75kHz, Modulation: QPSK, 1@1								
Frequency (MHz)	EIRP (dBm)	Limit (dBm)	Over Limit (dB)	S.G. Power (dBm)	Cable Loss (dB)	Antenna Gain (dBi)	Polarization (H/V)	Result
4020	-65.3	-13	-52.3	-69.38	4.42	8.5	Horizontal	Pass
6030	-62.86	-13	-49.86	-68.01	4.85	10	Horizontal	Pass
8040	-59.57	-13	-46.57	-66.39	4.98	11.8	Horizontal	Pass
4020	-63.69	-13	-50.69	-67.77	4.42	8.5	Vertical	Pass
6030	-62.03	-13	-49.03	-67.18	4.85	10	Vertical	Pass
8040	-58.81	-13	-45.81	-65.63	4.98	11.8	Vertical	Pass

NTN Band 23-High channel, scs=3.75kHz, Modulation: QPSK, 1@1								
Frequency (MHz)	EIRP (dBm)	Limit (dBm)	Over Limit (dB)	S.G. Power (dBm)	Cable Loss (dB)	Antenna Gain (dBi)	Polarization (H/V)	Result
4039.8	-62.99	-13	-49.99	-67.07	4.42	8.5	Horizontal	Pass
6059.7	-62.51	-13	-49.51	-67.66	4.85	10	Horizontal	Pass
8079.6	-57.92	-13	-44.92	-64.74	4.98	11.8	Horizontal	Pass
4039.8	-61.6	-13	-48.6	-65.68	4.42	8.5	Vertical	Pass
6059.7	-60.52	-13	-47.52	-65.67	4.85	10	Vertical	Pass
8079.6	-58.77	-13	-45.77	-65.59	4.98	11.8	Vertical	Pass



Unless otherwise agreed in writing, this document is issued by the Company subject to its General Conditions of Service printed overleaf, available on request or accessible at <http://www.sgs.com/en/Terms-and-Conditions.aspx> and, for electronic format documents, subject to Terms and Conditions for Electronic Documents at <http://www.sgs.com/en/Terms-and-Conditions/Terms-e-Documents.aspx>. Attention is drawn to the limitation of liability, indemnification and jurisdiction issues defined therein. Any holder of this document is advised that information contained hereon reflects the Company's findings at the time of its intervention only and within the limits of Client's instructions, if any. The Company's sole responsibility is to its Client and this document does not exonerate parties to a transaction from exercising all their rights and obligations under the transaction documents. This document cannot be reproduced except in full, without prior written approval of the Company. Any unauthorized alteration, forgery or falsification of the content or appearance of this document is unlawful and offenders may be prosecuted to the fullest extent of the law. Unless otherwise stated the results shown in this test report refer only to the sample(s) tested and such sample(s) are retained for 30 days only.

Attention: To check the authenticity of testing / inspection report & certificate, please contact us at telephone: (86-755) 8307 1443, or email: CN.Doccheck@sgs.com

Compliance Certification Services (Kunshan) Inc.
Shenzhen Branch

Fuyong lab. Xinlong TechnoPark, Fengtang Road, Fuyong Subdistrict, Bao'an, Shenzhen, China 518103 t (86-755) 88663988 f (86-755) 26710594 www.sgsgroup.com.cn
中国·深圳·宝安区福永街道风塘大道鑫龙科技园福永实验室 邮编: 518103 t (86-755) 88663988 f (86-755) 26710594 sgs.china@sgs.com

Compliance Certification Services (Kunshan) Inc. Shenzhen Branch

SZCCS-TRF-01 Rev. A/1

Report No.: FYCR240700001901

Page:

19 of 24

NTN Band 255-Low channel, scs=15kHz, Modulation: QPSK, 1@1								
Frequency (MHz)	EIRP (dBm)	Limit (dBm)	Over Limit (dB)	S.G. Power (dBm)	Cable Loss (dB)	Antenna Gain (dBi)	Polarization (H/V)	Result
3253.2	-52.53	-13	-39.53	-56.1	3.23	6.8	Horizontal	Pass
4879.8	-63.65	-13	-50.65	-68.57	4.08	9	Horizontal	Pass
6506.4	-61.71	-13	-48.71	-67.495	4.32	10.1	Horizontal	Pass
3253.2	-54.64	-13	-41.64	-58.21	3.23	6.8	Vertical	Pass
4879.8	-61.94	-13	-48.94	-66.86	4.08	9	Vertical	Pass
6506.4	-61.61	-13	-48.61	-67.395	4.32	10.1	Vertical	Pass

NTN Band 255-Middle channel, scs=15kHz, Modulation: QPSK, 1@1								
Frequency (MHz)	EIRP (dBm)	Limit (dBm)	Over Limit (dB)	S.G. Power (dBm)	Cable Loss (dB)	Antenna Gain (dBi)	Polarization (H/V)	Result
3287	-49.19	-13	-36.19	-52.76	3.23	6.8	Horizontal	Pass
4930.5	-62.95	-13	-49.95	-67.87	4.08	9	Horizontal	Pass
6574	-61.03	-13	-48.03	-66.815	4.32	10.1	Horizontal	Pass
3287	-56.85	-13	-43.85	-60.42	3.23	6.8	Vertical	Pass
4930.5	-61.43	-13	-48.43	-66.35	4.08	9	Vertical	Pass
6574	-60.73	-13	-47.73	-66.515	4.32	10.1	Vertical	Pass

NTN Band 255-High channel, scs=15kHz, Modulation: QPSK, 1@1								
Frequency (MHz)	EIRP (dBm)	Limit (dBm)	Over Limit (dB)	S.G. Power (dBm)	Cable Loss (dB)	Antenna Gain (dBi)	Polarization (H/V)	Result
3320.8	-52.47	-13	-39.47	-56.04	3.23	6.8	Horizontal	Pass
4981.2	-63.14	-13	-50.14	-68.06	4.08	9	Horizontal	Pass
6641.6	-60.63	-13	-47.63	-66.415	4.32	10.1	Horizontal	Pass
3320.8	-59.6	-13	-46.6	-63.17	3.23	6.8	Vertical	Pass
4981.2	-60.37	-13	-47.37	-65.29	4.08	9	Vertical	Pass
6641.6	-59.84	-13	-46.84	-65.625	4.32	10.1	Vertical	Pass



Unless otherwise agreed in writing, this document is issued by the Company subject to its General Conditions of Service printed overleaf, available on request or accessible at <http://www.sgs.com/en/Terms-and-Conditions.aspx> and, for electronic format documents, subject to Terms and Conditions for Electronic Documents at <http://www.sgs.com/en/Terms-and-Conditions/Terms-e-Documents.aspx>. Attention is drawn to the limitation of liability, indemnification and jurisdiction issues defined therein. Any holder of this document is advised that information contained hereon reflects the Company's findings at the time of its intervention only and within the limits of Client's instructions, if any. The Company's sole responsibility is to its Client and this document does not exonerate parties to a transaction from exercising all their rights and obligations under the transaction documents. This document cannot be reproduced except in full, without prior written approval of the Company. Any unauthorized alteration, forgery or falsification of the content or appearance of this document is unlawful and offenders may be prosecuted to the fullest extent of the law. Unless otherwise stated the results shown in this test report refer only to the sample(s) tested and such sample(s) are retained for 30 days only.

Attention: To check the authenticity of testing / inspection report and certificate, please contact us at telephone: (86-755) 8307 1443, or email: CN.Doccheck@sgs.com

Compliance Certification Services (Kunshan) Inc.
Shenzhen Branch

Fuyong lab. Xinlong TechnoPark, Fengtang Road, Fuyong Subdistrict, Bao'an, Shenzhen, China 518103 t (86-755) 88663988 f (86-755) 26710594 www.sgsgroup.com.cn
中国·深圳·宝安区福永街道风塘大道鑫龙科技园福永实验室 邮编: 518103 t (86-755) 88663988 f (86-755) 26710594 sgs.china@sgs.com

Compliance Certification Services (Kunshan) Inc. Shenzhen Branch

SZCCS-TRF-01 Rev. A/1

Report No.: FYCR240700001901

Page:

20 of 24

NTN Band 255-Low channel, scs=3.75kHz, Modulation: QPSK, 1@1								
Frequency (MHz)	EIRP (dBm)	Limit (dBm)	Over Limit (dB)	S.G. Power (dBm)	Cable Loss (dB)	Antenna Gain (dBi)	Polarization (H/V)	Result
3253.2	-45.07	-13	-32.07	-48.64	3.23	6.8	Horizontal	Pass
4879.8	-63.22	-13	-50.22	-68.14	4.08	9	Horizontal	Pass
6506.4	-61.69	-13	-48.69	-67.475	4.32	10.1	Horizontal	Pass
3253.2	-56.38	-13	-43.38	-59.95	3.23	6.8	Vertical	Pass
4879.8	-62.01	-13	-49.01	-66.93	4.08	9	Vertical	Pass
6506.4	-61.96	-13	-48.96	-67.745	4.32	10.1	Vertical	Pass

NTN Band 255-Middle channel, scs=3.75kHz, Modulation: QPSK, 1@1								
Frequency (MHz)	EIRP (dBm)	Limit (dBm)	Over Limit (dB)	S.G. Power (dBm)	Cable Loss (dB)	Antenna Gain (dBi)	Polarization (H/V)	Result
3287	-45	-13	-32	-48.57	3.23	6.8	Horizontal	Pass
4930.5	-62.85	-13	-49.85	-67.77	4.08	9	Horizontal	Pass
6574	-61.29	-13	-48.29	-67.075	4.32	10.1	Horizontal	Pass
3287	-53.01	-13	-40.01	-56.58	3.23	6.8	Vertical	Pass
4930.5	-61.87	-13	-48.87	-66.79	4.08	9	Vertical	Pass
6574	-61.13	-13	-48.13	-66.915	4.32	10.1	Vertical	Pass

NTN Band 255-High channel, scs=3.75kHz, Modulation: QPSK, 1@1								
Frequency (MHz)	EIRP (dBm)	Limit (dBm)	Over Limit (dB)	S.G. Power (dBm)	Cable Loss (dB)	Antenna Gain (dBi)	Polarization (H/V)	Result
3320.8	-60.48	-13	-47.48	-64.05	3.23	6.8	Horizontal	Pass
4981.2	-63.29	-13	-50.29	-68.21	4.08	9	Horizontal	Pass
6641.6	-60.87	-13	-47.87	-66.655	4.32	10.1	Horizontal	Pass
3320.8	-63.3	-13	-50.3	-66.87	3.23	6.8	Vertical	Pass
4981.2	-61.19	-13	-48.19	-66.11	4.08	9	Vertical	Pass
6641.6	-60.54	-13	-47.54	-66.325	4.32	10.1	Vertical	Pass

Note: The test result of Below 1G which was very low and not reported.



Unless otherwise agreed in writing, this document is issued by the Company subject to its General Conditions of Service printed overleaf, available on request or accessible at <http://www.sgs.com/en/Terms-and-Conditions.aspx> and, for electronic format documents, subject to Terms and Conditions for Electronic Documents at <http://www.sgs.com/en/Terms-and-Conditions/Terms-e-Documents.aspx>. Attention is drawn to the limitation of liability, indemnification and jurisdiction issues defined therein. Any holder of this document is advised that information contained hereon reflects the Company's findings at the time of its intervention only and within the limits of Client's instructions, if any. The Company's sole responsibility is to its Client and this document does not exonerate parties to a transaction from exercising all their rights and obligations under the transaction documents. This document cannot be reproduced except in full, without prior written approval of the Company. Any unauthorized alteration, forgery or falsification of the content or appearance of this document is unlawful and offenders may be prosecuted to the fullest extent of the law. Unless otherwise stated the results shown in this test report refer only to the sample(s) tested and such sample(s) are retained for 30 days only.

Attention: To check the authenticity of testing / inspection report & certificate, please contact us at telephone: (86-755) 8307 1443, or email: CN.Doccheck@sgs.com

Fuyong lab, Xinlong TechnoPark, Fengtang Road, Fuyong Subdistrict, Bao'an, Shenzhen, China 518103 t (86-755) 88663988 f (86-755) 26710594 www.sgsgroup.com.cn
 中国·深圳·宝安区福永街道风塘大道鑫龙科技园福永实验室 邮编: 518103 t (86-755) 88663988 f (86-755) 26710594 sgs.china@sgs.com

Compliance Certification Services (Kunshan) Inc. Shenzhen Branch

SZCCS-TRF-01 Rev. A/1

Report No.: FYCR240700001901

Page: 21 of 24

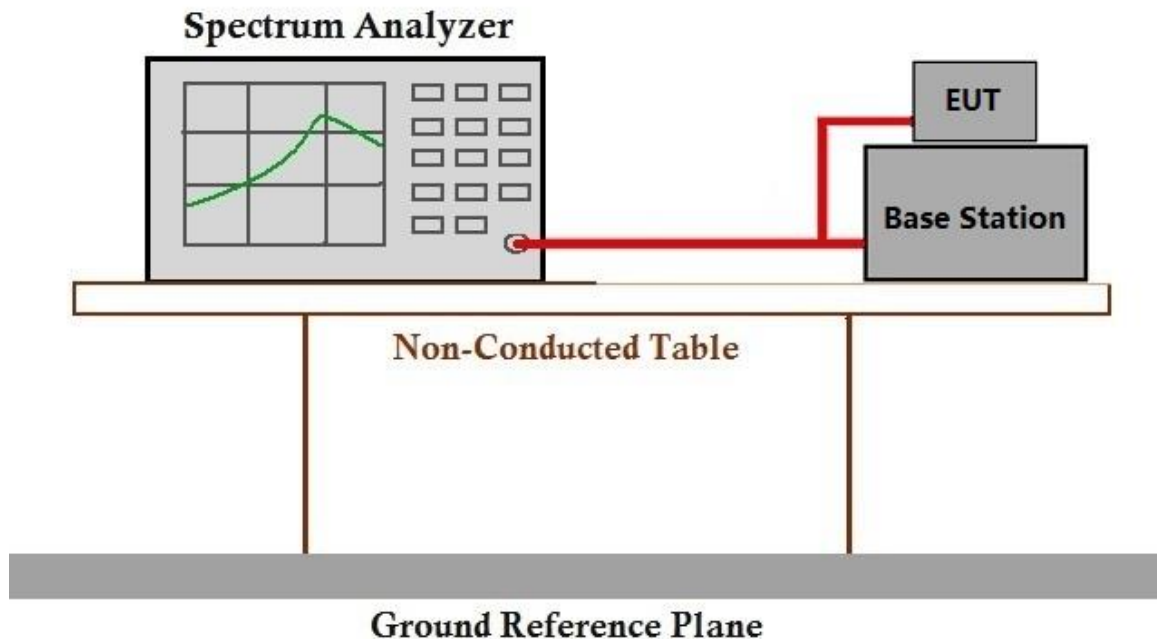
6.6 Frequency stability

Test Requirement: §2.1055, §25.202 (d)
 Test Method: ANSI C63.26-2015, KDB 971168 D01 v03r01
 Limit: Within 0.001 percent of the reference frequency

6.6.1 E.U.T. Operation

Operating Environment:
 Temperature: 21.5 °C Humidity: 53.5 % RH Atmospheric Pressure: 1020 mbar
 Test mode 30: Tx mode, Keep the EUT in transmitting mode.

6.6.2 Test Setup Diagram



6.6.3 Measurement Data

Please refer to Appendix for NTN test data(Band 23) and NTN test data(Band 255)



Unless otherwise agreed in writing, this document is issued by the Company subject to its General Conditions of Service printed overleaf, available on request or accessible at <http://www.sgs.com/en/Terms-and-Conditions.aspx> and, for electronic format documents, subject to Terms and Conditions for Electronic Documents at <http://www.sgs.com/en/Terms-and-Conditions/Terms-e-Documents.aspx>. Attention is drawn to the limitation of liability, indemnification and jurisdiction issues defined therein. Any holder of this document is advised that information contained hereon reflects the Company's findings at the time of its intervention only and within the limits of Client's instructions, if any. The Company's sole responsibility is to its Client and this document does not exonerate parties to a transaction from exercising all their rights and obligations under the transaction documents. This document cannot be reproduced except in full, without prior written approval of the Company. Any unauthorized alteration, forgery or falsification of the content or appearance of this document is unlawful and offenders may be prosecuted to the fullest extent of the law. Unless otherwise stated the results shown in this test report refer only to the sample(s) tested and such sample(s) are retained for 30 days only.
 Attention: To check the authenticity of testing /inspection report & certificate, please contact us at telephone: (86-755) 8307 1443, or email: CN.Doccheck@sgs.com

Compliance Certification Services (Kunshan) Inc. Shenzhen Branch

Fuyong lab. Xinlong TechnoPark, Fengtang Road, Fuyong Subdistrict, Bao'an, Shenzhen, China 518103 t (86-755) 88663988 f (86-755) 26710594 www.sgsgroup.com.cn
 中国·深圳·宝安区福永街道凤塘大道鑫龙科技园福永实验室 邮编: 518103 t (86-755) 88663988 f (86-755) 26710594 sgs.china@sgs.com

6.7 Additional unwanted emission limits for MESS

Test Requirement: §25.216(c)(e)(h)(i)
 Test Method: ANSI C63.26-2015, KDB 971168 D01 v03r01
 Limit: The e.i.r.p. density of emissions from mobile earth stations placed in service after July 21, 2002 with assigned uplink frequencies between 1610 MHz and 1660.5 MHz shall not exceed -70 dBW/MHz, averaged over any 2 millisecond active transmission interval, in the band 1559-1605 MHz. The e.i.r.p. of discrete emissions of less than 700 Hz bandwidth from such stations shall not exceed -80 dBW, averaged over any 2 millisecond active transmission interval, in the 1559-1605 MHz band.

The e.i.r.p density of emissions from mobile earth stations with assigned uplink frequencies between 1990 MHz and 2025 MHz shall not exceed -70 dBW/MHz, averaged over any 2 millisecond active transmission interval, in frequencies between 1559 MHz and 1610 MHz. The e.i.r.p. of discrete emissions of less than 700 Hz bandwidth from such stations between 1559 MHz and 1605 MHz shall not exceed -80 dBW, averaged over any 2 millisecond active transmission interval. The e.i.r.p. of discrete emissions of less than 700 Hz bandwidth from such stations between 1605 MHz and 1610 MHz manufactured more than six months after Federal Register publication of the rule changes adopted in FCC 03-283 shall not exceed -80 dBW, averaged over any 2 millisecond active transmission interval.

Mobile earth stations manufactured more than six months after Federal Register publication of the rule changes adopted in FCC 03-283 with assigned uplink frequencies in the 1626.5-1660.5 MHz band shall suppress the power density of emissions in the 1605-1610 MHz band-segment to an extent determined by linear interpolation from -70 dBW/MHz at 1605 MHz to -46 dBW/MHz at 1610 MHz, averaged over any 2 millisecond active transmission interval. The e.i.r.p of discrete emissions of less than 700 Hz bandwidth from such stations shall not exceed a level determined by linear interpolation from -80 dBW at 1605 MHz to -56 dBW at 1610 MHz, averaged over any 2 millisecond active transmission interval.

The e.i.r.p density of carrier-off state emissions from mobile earth stations manufactured more than six months after Federal Register publication of the rule changes adopted in FCC 03-283 with assigned uplink frequencies between 1 and 3 GHz shall not exceed -80 dBW/MHz in the 1559-1610 MHz band averaged over any two millisecond interval.

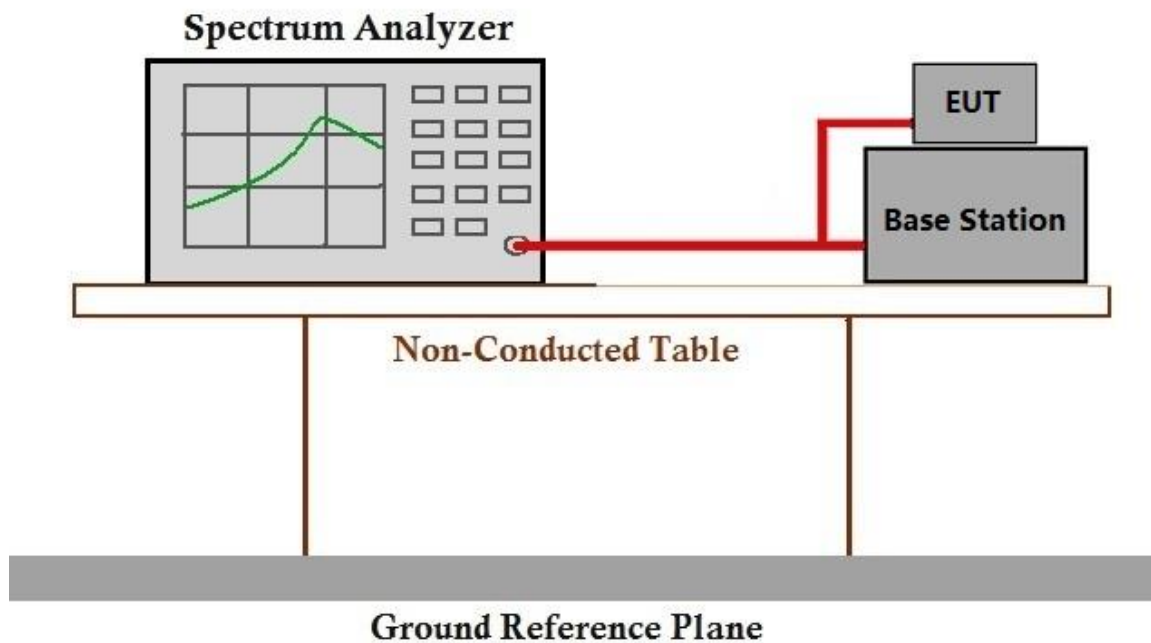
6.7.1 E.U.T. Operation

Operating Environment:
 Temperature: 21.5 °C Humidity: 53.5 % RH Atmospheric Pressure: 1020 mbar
 Test mode 30: Tx mode, Keep the EUT in transmitting mode.



Unless otherwise agreed in writing, this document is issued by the Company subject to its General Conditions of Service printed overleaf, available on request or accessible at <http://www.sgs.com/en/Terms-and-Conditions.aspx> and, for electronic format documents, subject to Terms and Conditions for Electronic Documents at <http://www.sgs.com/en/Terms-and-Conditions/Terms-e-Documents.aspx>. Attention is drawn to the limitation of liability, indemnification and jurisdiction issues defined therein. Any holder of this document is advised that information contained hereon reflects the Company's findings at the time of its intervention only and within the limits of Client's instructions, if any. The Company's sole responsibility is to its Client and this document does not exonerate parties to a transaction from exercising all their rights and obligations under the transaction documents. This document cannot be reproduced except in full, without prior written approval of the Company. Any unauthorized alteration, forgery or falsification of the content or appearance of this document is unlawful and offenders may be prosecuted to the fullest extent of the law. Unless otherwise stated the results shown in this test report refer only to the sample(s) tested and such sample(s) are retained for 30 days only.
Attention: To check the authenticity of testing / inspection report & certificate, please contact us at telephone: (86-755) 8307 1443, or email: CN.Doccheck@sgs.com

6.7.2 Test Setup Diagram



6.7.3 Measurement Data

Please refer to Appendix for NTN test data(Band 23) and NTN test data(Band 255)

Compliance Certification Services (Kunshan) Inc. Shenzhen Branch

SZCCS-TRF-01 Rev. A/1

Report No.: FYCR240700001901

Page: 24 of 24

7 Test Setup Photo

Please refer to Appendix A.3 - NTN Setup Photos

8 EUT Constructional Details (EUT Photos)

Refer to Appendix – External and Internal Photos

- End of the Report -



Unless otherwise agreed in writing, this document is issued by the Company subject to its General Conditions of Service printed overleaf, available on request or accessible at <http://www.sgs.com/en/Terms-and-Conditions.aspx> and, for electronic format documents, subject to Terms and Conditions for Electronic Documents at <http://www.sgs.com/en/Terms-and-Conditions/Terms-e-Documents.aspx>. Attention is drawn to the limitation of liability, indemnification and jurisdiction issues defined therein. Any holder of this document is advised that information contained hereon reflects the Company's findings at the time of its intervention only and within the limits of Client's instructions, if any. The Company's sole responsibility is to its Client and this document does not exonerate parties to a transaction from exercising all their rights and obligations under the transaction documents. This document cannot be reproduced except in full, without prior written approval of the Company. Any unauthorized alteration, forgery or falsification of the content or appearance of this document is unlawful and offenders may be prosecuted to the fullest extent of the law. Unless otherwise stated the results shown in this test report refer only to the sample(s) tested and such sample(s) are retained for 30 days only.
Attention: To check the authenticity of testing / inspection report & certificate, please contact us at telephone: (86-755) 8307 1443, or email: CN.Doccheck@sgs.com

Compliance Certification Services (Kunshan) Inc.
Shenzhen Branch

Fuyong lab, Xinlong TechnoPark, Fengtang Road, Fuyong Subdistrict, Bao'an, Shenzhen, China 518103 t (86-755) 88663988 f (86-755) 26710594 www.sgsgroup.com.cn
中国·深圳·宝安区福永街道凤塘大道鑫龙科技园福永实验室 邮编: 518103 t (86-755) 88663988 f (86-755) 26710594 sgs.china@sgs.com