Mode	143	
	Band Edge - R	
	U-NII-1_5.15-5.25_802.11n HT20_CH48_Full RU_5240MHz	
ANT	2	
Pol.	Horizontal	Fundamental
Peak	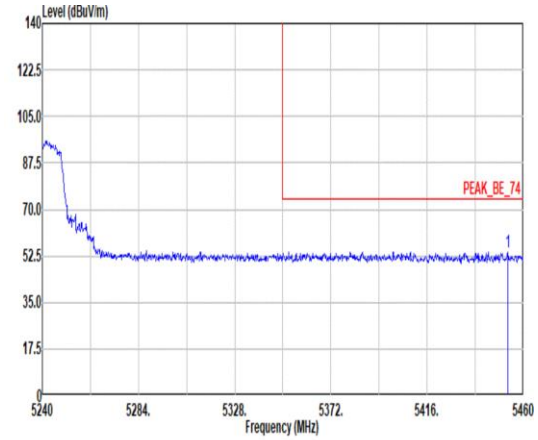 Site : 03CH12-HY Condition: PEAK_BE_74 3m 9120D-02114-240711 HORIZONTAL : RBW:1000.000kHz VBW:3000.000kHz SWT:Auto Limit Read Ant Cable Preamp Aux APos TPos Freq Level Line Margin Level Factor Loss Factor Factor Remark MHz dBuV/m dBuV/m dB dBuV dB/m dB dB dB cm deg 1 5452.74 53.87 74.00 -20.13 42.35 33.01 11.66 33.15 0.00 100 63 PEAK	Blank
Avg	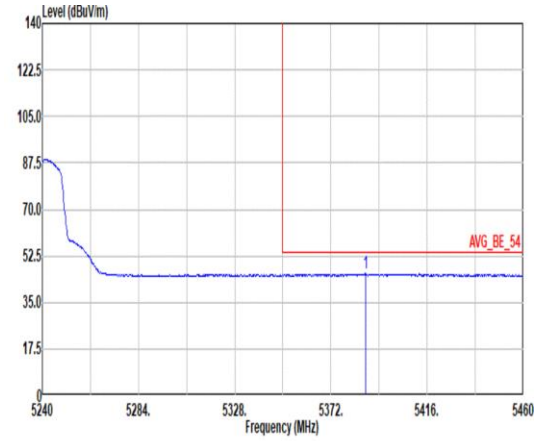 Site : 03CH12-HY Condition: AVG_BE_54 3m 9120D-02114-240711 HORIZONTAL : RBW:1000.000kHz VBW:1.200kHz SWT:Auto Limit Read Ant Cable Preamp Aux APos TPos Freq Level Line Margin Level Factor Loss Factor Factor Remark MHz dBuV/m dBuV/m dB dBuV dB/m dB dB dB cm deg 1 5387.84 45.87 54.00 -8.13 34.09 33.02 11.89 33.13 0.00 100 63 AVERAGE	Blank

Mode	143	
	Band Edge - L	
	U-NII-1_5.15-5.25_802.11n HT20_CH48_Full RU_5240MHz	
ANT	2	
Pol.	Vertical	Fundamental
Peak	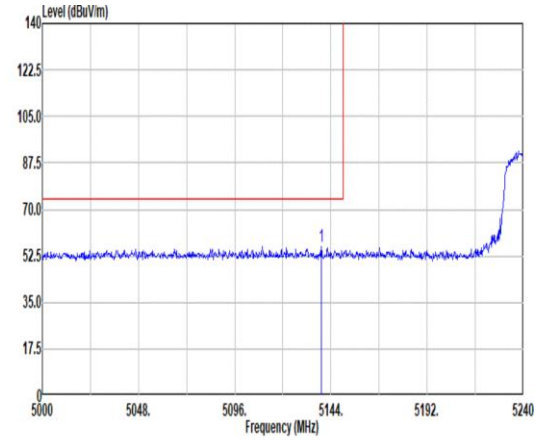 Site : 03CH12-HY Condition: PEAK_BE_74 3m 9120D-02114-240711 VERTICAL : RBW:1000.000kHz VBW:3000.000kHz SWT:Auto Freq Level Limit Line Margin Read Level Ant Factor Cable Loss Preamp Factor Aux Factor APos TPos Remark MHz dBuV/m dBuV/m dB dBuV dB/m dB dB dB cm deg 1 5139.20 56.00 74.00 -18.00 44.99 33.36 10.70 33.05 0.00 300 75 PEAK	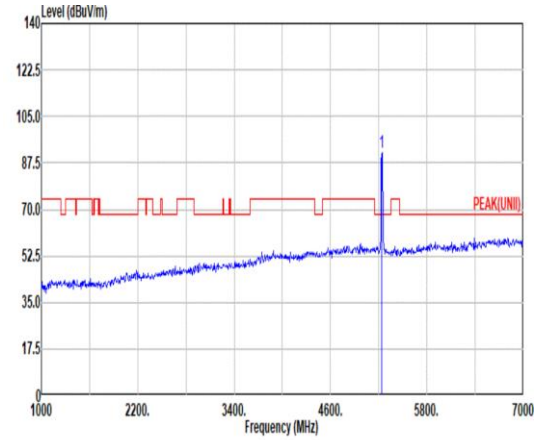 Site : 03CH12-HY Condition: PEAK(UNII) 3m 9120D-02114-240711 VERTICAL : RBW:1000.000kHz VBW:3000.000kHz SWT:Auto Freq Level Limit Line Margin Read Level Ant Factor Cable Loss Preamp Factor Aux Factor APos TPos Remark MHz dBuV/m dBuV/m dB dBuV dB/m dB dB dB cm deg 1 5240.00 91.18 ------ ------ 79.97 33.22 11.07 33.08 0.00 300 75 PEAK
Avg	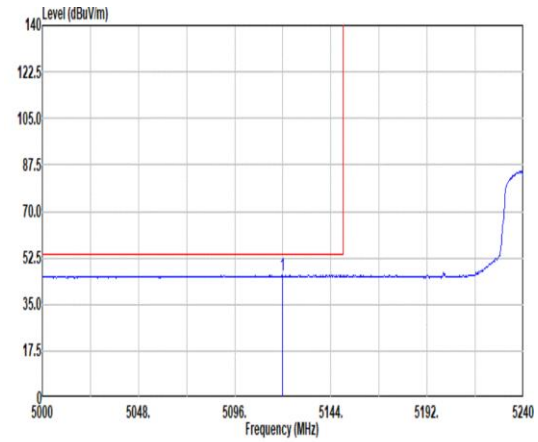 Site : 03CH12-HY Condition: AVG_BE_54 3m 9120D-02114-240711 VERTICAL : RBW:1000.000kHz VBW:1.200kHz SWT:Auto Freq Level Limit Line Margin Read Level Ant Factor Cable Loss Preamp Factor Aux Factor APos TPos Remark MHz dBuV/m dBuV/m dB dBuV dB/m dB dB dB cm deg 1 5119.76 45.94 54.00 -8.06 35.05 33.28 10.65 33.04 0.00 300 75 AVERAGE	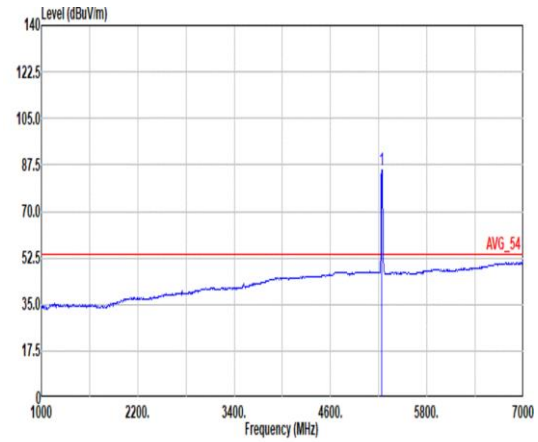 Site : 03CH12-HY Condition: AVG_54 3m 9120D-02114-240711 VERTICAL : RBW:1000.000kHz VBW:1.200kHz SWT:Auto Freq Level Limit Line Margin Read Level Ant Factor Cable Loss Preamp Factor Aux Factor APos TPos Remark MHz dBuV/m dBuV/m dB dBuV dB/m dB dB dB cm deg 1 5240.00 85.50 ------ ------ 74.32 33.23 11.03 33.08 0.00 300 75 AVERAGE

Mode	143	
	Band Edge - R	
	U-NII-1_5.15-5.25_802.11n HT20_CH48_Full RU_5240MHz	
ANT	2	
Pol.	Vertical	Fundamental
Peak	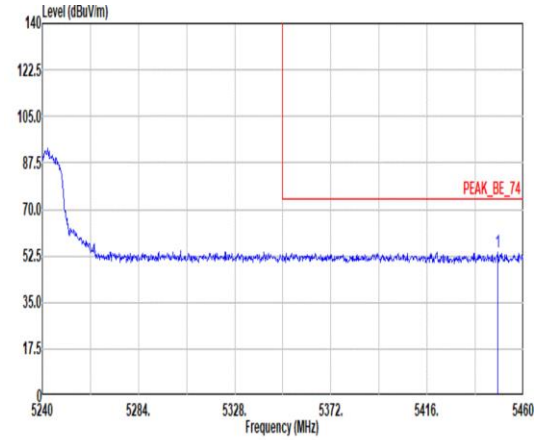 Site : 03CH12-HY Condition: PEAK_BE_74 3m 9120D-02114-240711 VERTICAL : RBW:1000.000kHz VBW:3000.000kHz SWT:Auto Freq Level Limit Line Margin Read Level Ant Factor Cable Loss Preamp Factor Aux Factor APos TPos Remark MHz dBuV/m dBuV/m dB dBuV dB/m dB dB dB cm deg 1 5448.34 54.00 74.00 -20.00 42.46 33.00 11.69 33.15 0.00 300 75 PEAK	Blank
Avg	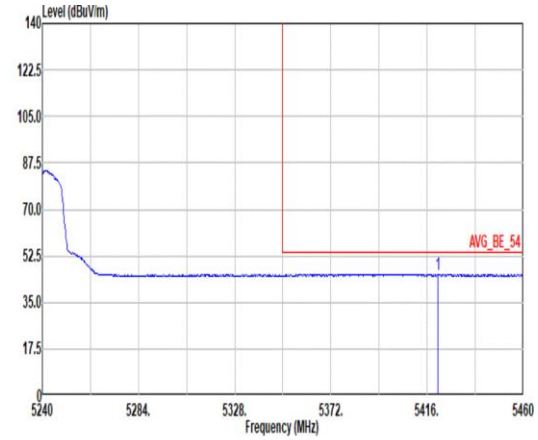 Site : 03CH12-HY Condition: AVG_BE_54 3m 9120D-02114-240711 VERTICAL : RBW:1000.000kHz VBW:1.200kHz SWT:Auto Freq Level Limit Line Margin Read Level Ant Factor Cable Loss Preamp Factor Aux Factor APos TPos Remark MHz dBuV/m dBuV/m dB dBuV dB/m dB dB dB cm deg 1 5420.84 45.67 54.00 -8.33 33.97 33.00 11.84 33.14 0.00 300 75 AVERAGE	Blank

Mode	143	
	Harmonic	
	U-NII-1_5.15-5.25_802.11n HT20_CH48_Full RU_5240MHz	
ANT	2	
Pol.	Horizontal	Vertical
Peak Avg	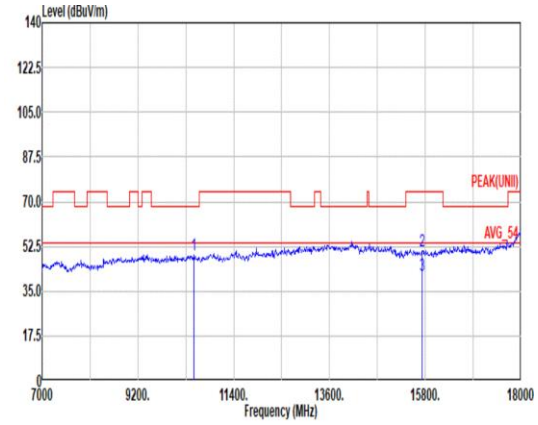 Site : 03CH12-HY Condition: PEAK(UNII) 3m 9120D-02114-240711 HORIZONTAL Freq Level Limit Line Margin Read Level Ant Factor Cable Loss Preamp Factor Aux Factor APos TPos Remark MHz dBuV/m dBuV/m dB dBuV dB/m dB dB dB cm deg 1 10480.00 49.17 68.20 -19.03 60.57 38.64 17.17 67.46 0.25 297 134 PEAK 2 15720.00 50.52 74.00 -23.48 57.33 38.14 22.05 67.37 0.37 311 281 PEAK 3 15720.00 41.42 54.00 -12.58 48.23 38.14 22.05 67.37 0.37 311 281 Average	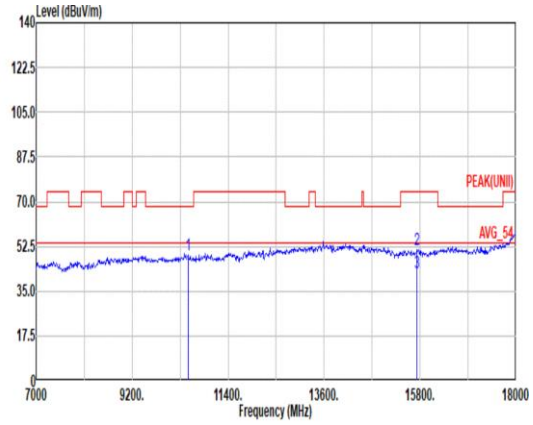 Site : 03CH12-HY Condition: PEAK(UNII) 3m 9120D-02114-240711 VERTICAL Freq Level Limit Line Margin Read Level Ant Factor Cable Loss Preamp Factor Aux Factor APos TPos Remark MHz dBuV/m dBuV/m dB dBuV dB/m dB dB dB cm deg 1 10480.00 49.26 68.20 -18.94 60.66 38.64 17.17 67.46 0.25 105 129 PEAK 2 15720.00 51.14 74.00 -22.86 57.95 38.14 22.05 67.37 0.37 322 219 PEAK 3 15720.00 42.12 54.00 -11.88 48.93 38.14 22.05 67.37 0.37 322 219 Average

Mode	143	
	Harmonic	
	U-NII-1_5.15-5.25_802.11n HT20_CH48_Full RU_5240MHz	
ANT	2	
Pol.	Horizontal	Vertical
14.47G ~14.5G Avg	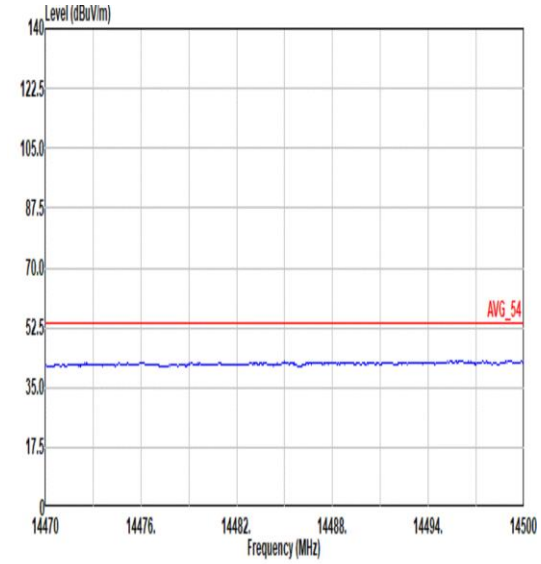 Site : 03CH12-HY Condition: AVG_54 3m 9120D-02114-240711 HORIZONTAL	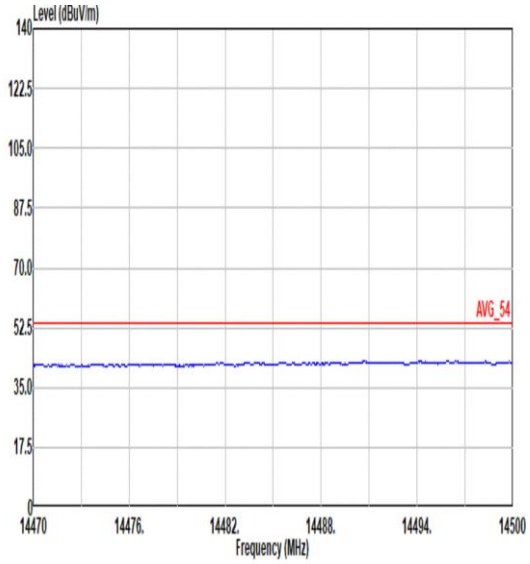 Site : 03CH12-HY Condition: AVG_54 3m 9120D-02114-240711 VERTICAL
17.7G ~18G Avg	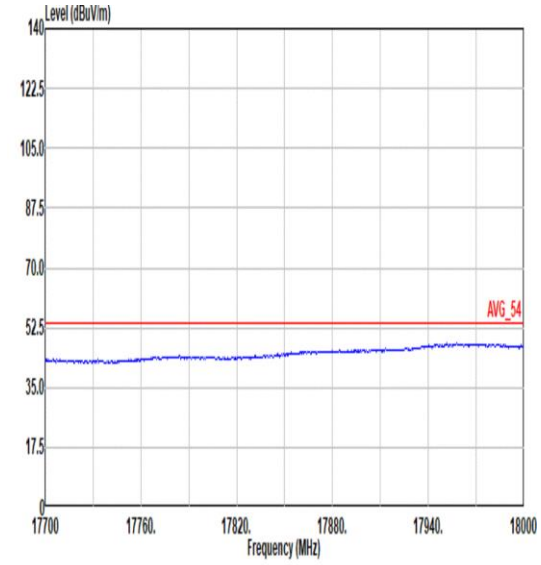 Site : 03CH12-HY Condition: AVG_54 3m 9120D-02114-240711 HORIZONTAL	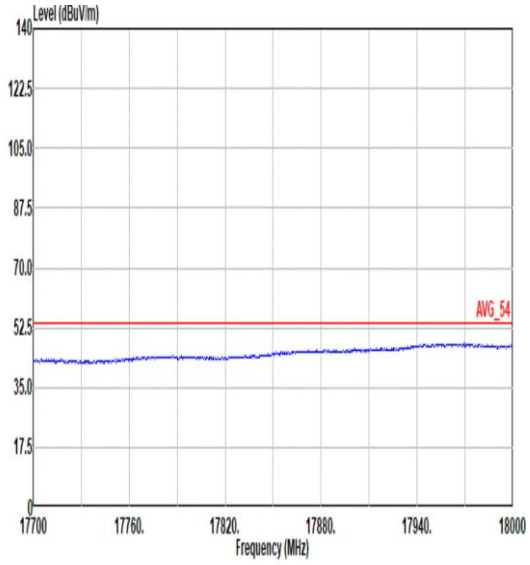 Site : 03CH12-HY Condition: AVG_54 3m 9120D-02114-240711 VERTICAL

Mode	144	
	Band Edge - L	
	U-NII-2A_5.25-5.35_802.11n HT20_CH52_Full RU_5260MHz	
ANT	2	
Pol.	Horizontal	Fundamental
Peak	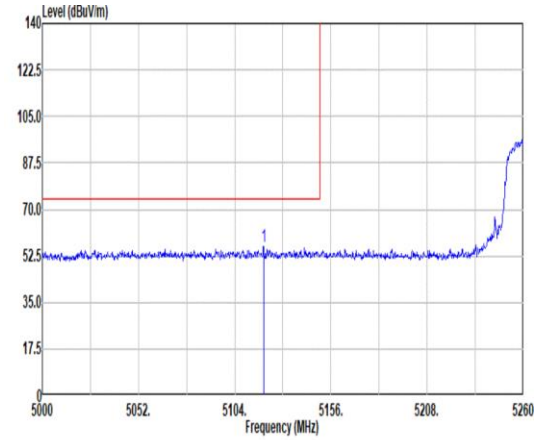 Site : 03CH12-HY Condition: PEAK_BE_74 3m 9120D-02114-240711 HORIZONTAL : RBW:1000.000kHz VBW:3000.000kHz SWT:Auto Freq Level Limit Line Margin Read Level Ant Factor Cable Loss Preamp Factor Aux Factor APos TPos Remark MHz dBuV/m dBuV/m dB dBuV dB/m dB dB dB cm deg 1 5119.60 56.08 74.00 -17.92 45.19 33.28 10.65 33.04 0.00 107 60 PEAK	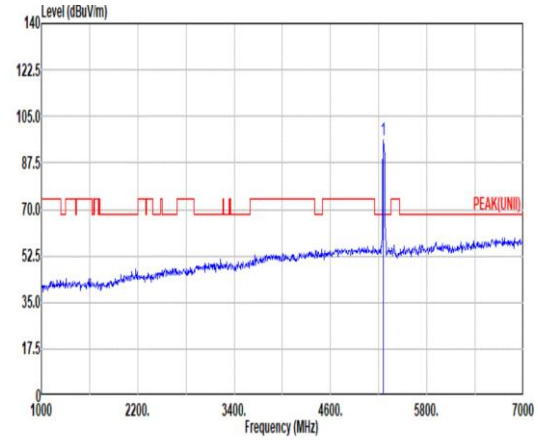 Site : 03CH12-HY Condition: PEAK(UNII) 3m 9120D-02114-240711 HORIZONTAL : RBW:1000.000kHz VBW:3000.000kHz SWT:Auto Freq Level Limit Line Margin Read Level Ant Factor Cable Loss Preamp Factor Aux Factor APos TPos Remark MHz dBuV/m dBuV/m dB dBuV dB/m dB dB dB cm deg 1 5260.00 95.98 ------ ------ 84.74 33.16 11.17 33.09 0.00 107 60 PEAK
Avg	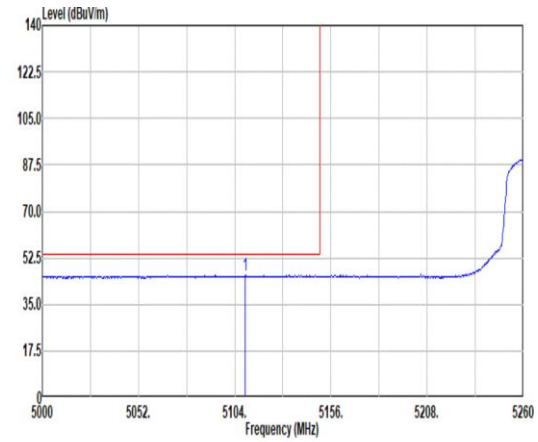 Site : 03CH12-HY Condition: AVG_BE_54 3m 9120D-02114-240711 HORIZONTAL : RBW:1000.000kHz VBW:1.200kHz SWT:Auto Freq Level Limit Line Margin Read Level Ant Factor Cable Loss Preamp Factor Aux Factor APos TPos Remark MHz dBuV/m dBuV/m dB dBuV dB/m dB dB dB cm deg 1 5109.72 45.83 54.00 -8.17 35.00 33.24 10.63 33.04 0.00 107 60 AVERAGE	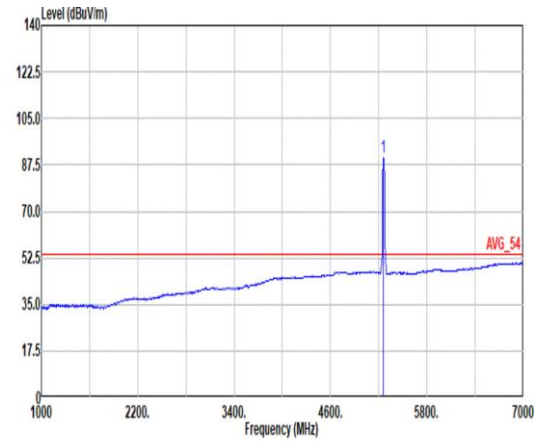 Site : 03CH12-HY Condition: AVG_54 3m 9120D-02114-240711 HORIZONTAL : RBW:1000.000kHz VBW:1.200kHz SWT:Auto Freq Level Limit Line Margin Read Level Ant Factor Cable Loss Preamp Factor Aux Factor APos TPos Remark MHz dBuV/m dBuV/m dB dBuV dB/m dB dB dB cm deg 1 5260.00 90.27 ------ ------ 79.03 33.16 11.17 33.09 0.00 107 60 AVERAGE

Mode	144	
	Band Edge - R	
	U-NII-2A_5.25-5.35_802.11n HT20_CH52_Full RU_5260MHz	
ANT	2	
Pol.	Horizontal	Fundamental
Peak	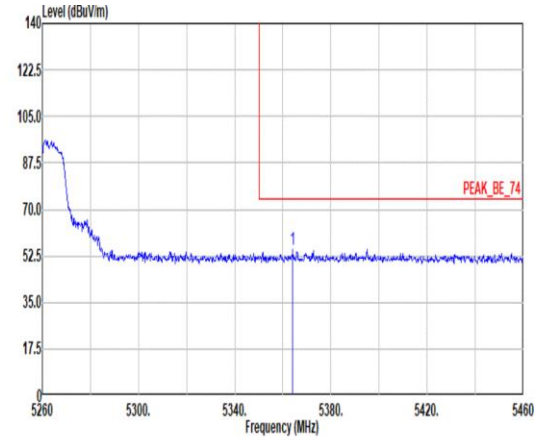 Site : 03CH12-HY Condition: PEAK_BE_74 3m 9120D-02114-240711 HORIZONTAL : RBW:1000.000kHz VBW:3000.000kHz SWT:Auto Freq Level Limit Line Margin Read Level Ant Factor Cable Loss Preamp Factor Aux Factor APos TPos Remark MHz dBuV/m dBuV/m dB dBuV dB/m dB dB dB cm deg 1 5364.20 55.12 74.00 -18.88 43.41 33.07 11.76 33.12 0.00 107 60 PEAK	Blank
Avg	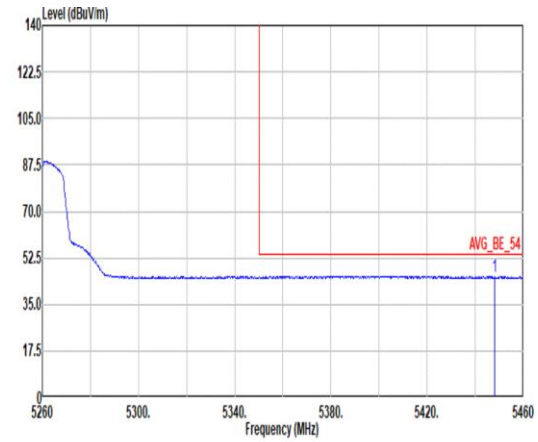 Site : 03CH12-HY Condition: AVG_BE_54 3m 9120D-02114-240711 HORIZONTAL : RBW:1000.000kHz VBW:1.200kHz SWT:Auto Freq Level Limit Line Margin Read Level Ant Factor Cable Loss Preamp Factor Aux Factor APos TPos Remark MHz dBuV/m dBuV/m dB dBuV dB/m dB dB dB cm deg 1 5448.00 45.64 54.00 -8.36 34.10 33.00 11.69 33.15 0.00 107 60 AVERAGE	Blank

Mode	144	
	Band Edge - L	
	U-NII-2A_5.25-5.35_802.11n HT20_CH52_Full RU_5260MHz	
ANT	2	
Pol.	Vertical	Fundamental
Peak	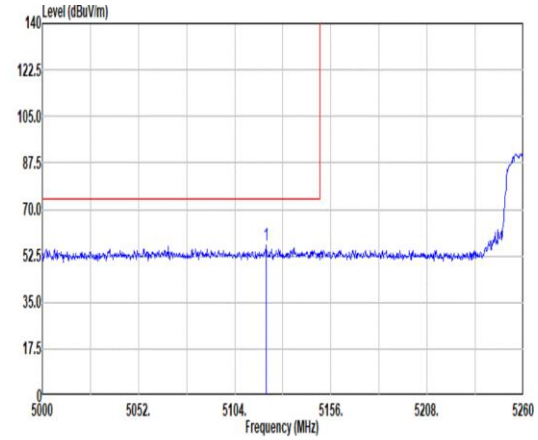 Site : 03CH12-HY Condition: PEAK_BE_74 3m 9120D-02114-240711 VERTICAL : RBW:1000.000kHz VBW:3000.000kHz SWT:Auto Freq Level Limit Line Margin Read Level Ant Factor Cable Loss Preamp Factor Aux Factor APos TPos Remark MHz dBuV/m dBuV/m dB dBuV dB/m dB dB dB cm deg 1 5121.16 56.68 74.00 -17.32 45.78 33.28 10.66 33.04 0.00 292 75 PEAK	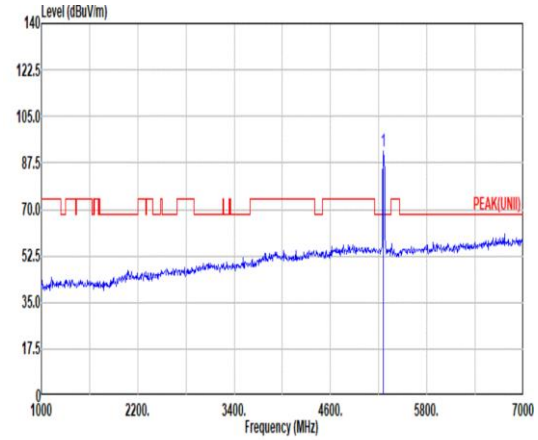 Site : 03CH12-HY Condition: PEAK(UNII) 3m 9120D-02114-240711 VERTICAL : RBW:1000.000kHz VBW:3000.000kHz SWT:Auto Freq Level Limit Line Margin Read Level Ant Factor Cable Loss Preamp Factor Aux Factor APos TPos Remark MHz dBuV/m dBuV/m dB dBuV dB/m dB dB dB cm deg 1 5260.00 91.90 ------ ------ 80.66 33.16 11.17 33.09 0.00 292 75 PEAK
Avg	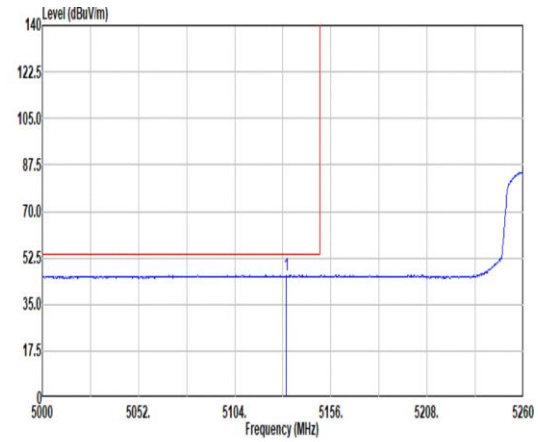 Site : 03CH12-HY Condition: AVG_BE_54 3m 9120D-02114-240711 VERTICAL : RBW:1000.000kHz VBW:1.200kHz SWT:Auto Freq Level Limit Line Margin Read Level Ant Factor Cable Loss Preamp Factor Aux Factor APos TPos Remark MHz dBuV/m dBuV/m dB dBuV dB/m dB dB dB cm deg 1 5132.08 45.90 54.00 -8.10 34.93 33.33 10.68 33.04 0.00 292 75 AVERAGE	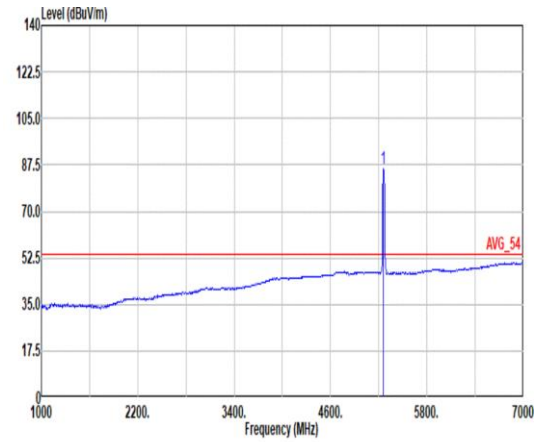 Site : 03CH12-HY Condition: AVG_54 3m 9120D-02114-240711 VERTICAL : RBW:1000.000kHz VBW:1.200kHz SWT:Auto Freq Level Limit Line Margin Read Level Ant Factor Cable Loss Preamp Factor Aux Factor APos TPos Remark MHz dBuV/m dBuV/m dB dBuV dB/m dB dB dB cm deg 1 5260.00 85.95 ------ ------ 74.71 33.16 11.17 33.09 0.00 292 75 AVERAGE

Mode	144	
	Band Edge - R	
	U-NII-2A_5.25-5.35_802.11n HT20_CH52_Full RU_5260MHz	
ANT	2	
Pol.	Vertical	Fundamental
Peak	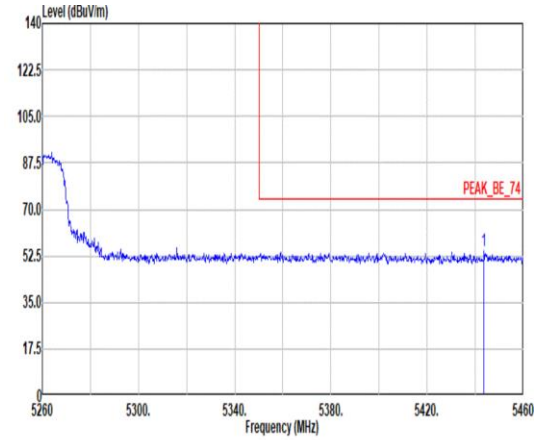 Site : 03CH12-HY Condition: PEAK_BE_74 3m 9120D-02114-240711 VERTICAL : RBW:1000.000kHz VBW:3000.000kHz SWT:Auto Freq Level Limit Line Margin Read Level Ant Factor Cable Loss Preamp Factor Aux Factor APos TPos Remark MHz dBuV/m dBuV/m dB dBuV dB/m dB dB dB cm deg 1 5443.60 54.42 74.00 -19.58 42.85 33.00 11.72 33.15 0.00 292 75 PEAK	Blank
Avg	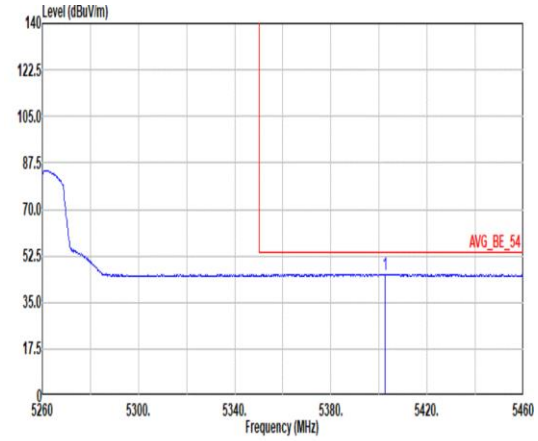 Site : 03CH12-HY Condition: AVG_BE_54 3m 9120D-02114-240711 VERTICAL : RBW:1000.000kHz VBW:1.200kHz SWT:Auto Freq Level Limit Line Margin Read Level Ant Factor Cable Loss Preamp Factor Aux Factor APos TPos Remark MHz dBuV/m dBuV/m dB dBuV dB/m dB dB dB cm deg 1 5402.40 45.61 54.00 -8.39 33.80 33.00 11.95 33.14 0.00 292 75 AVERAGE	Blank

Mode	144	
	Harmonic	
	U-NII-2A_5.25-5.35_802.11n HT20_CH52_Full RU_5260MHz	
ANT	2	
Pol.	Horizontal	Vertical
Peak Avg	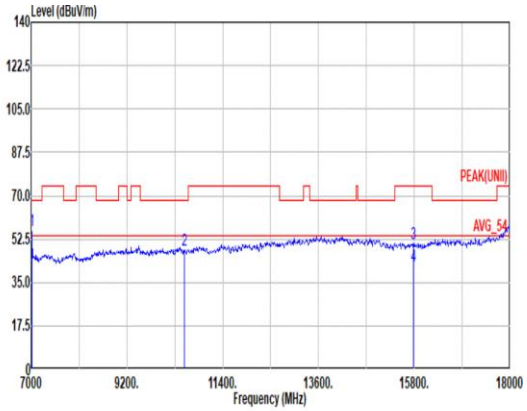 Site : 03CH12-HY Condition: PEAK(UNII) 3m 9120D-02114-240711 HORIZONTAL Freq Level Limit Line Margin Read Level Ant Factor Cable Loss Preamp Factor Aux Factor APos TPos Remark MHz dBuV/m dBuV/m dB dBuV dB/m dB dB dB cm deg 1 7013.00 56.04 68.20 -12.16 70.78 36.19 13.94 65.79 0.92 387 249 Peak 2 10520.00 48.05 68.20 -20.15 59.39 38.64 17.18 67.41 0.25 377 218 PEAK 3 15780.00 50.88 74.00 -23.12 57.78 38.02 22.11 67.40 0.37 388 195 PEAK 4 15780.00 41.72 54.00 -12.28 48.62 38.02 22.11 67.40 0.37 388 195 Average	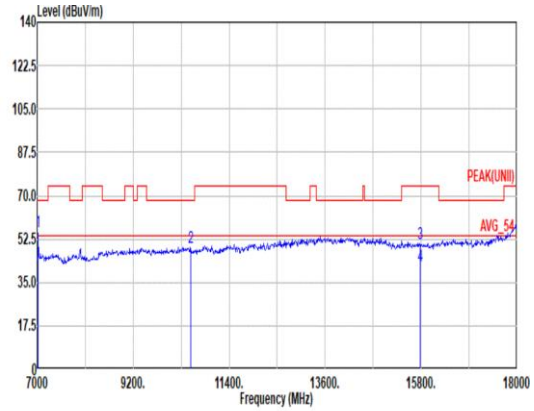 Site : 03CH12-HY Condition: PEAK(UNII) 3m 9120D-02114-240711 VERTICAL Freq Level Limit Line Margin Read Level Ant Factor Cable Loss Preamp Factor Aux Factor APos TPos Remark MHz dBuV/m dBuV/m dB dBuV dB/m dB dB dB cm deg 1 7013.00 55.67 68.20 -12.53 70.41 36.19 13.94 65.79 0.92 100 266 Peak 2 10520.00 48.88 68.20 -19.32 60.22 38.64 17.18 67.41 0.25 105 166 PEAK 3 15780.00 50.92 74.00 -23.08 57.82 38.02 22.11 67.40 0.37 102 199 PEAK 4 15780.00 41.81 54.00 -12.19 48.71 38.02 22.11 67.40 0.37 102 199 Average

Mode	144	
	Harmonic	
	U-NII-2A_5.25-5.35_802.11n HT20_CH52_Full RU_5260MHz	
ANT	2	
Pol.	Horizontal	Vertical
14.47G ~14.5G Avg	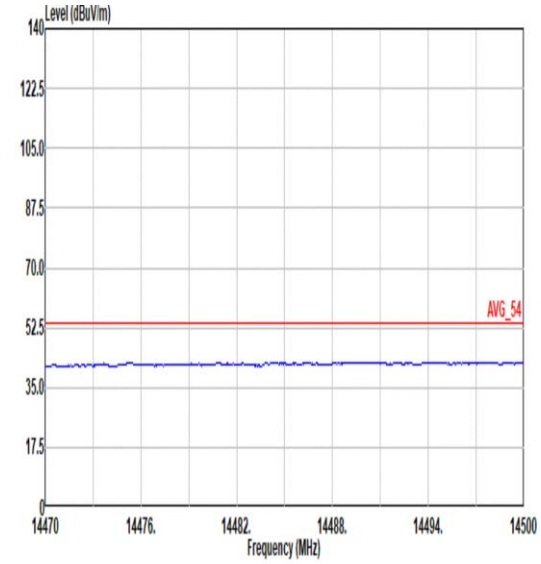 Site : 03CH12-HY Condition: AVG_54 3m 9120D-02114-240711 HORIZONTAL	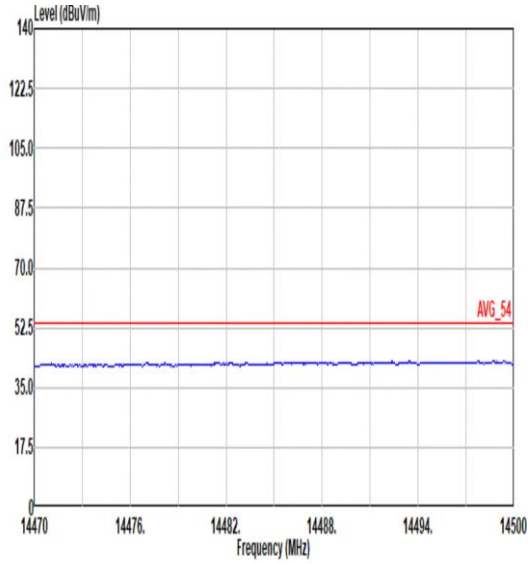 Site : 03CH12-HY Condition: AVG_54 3m 9120D-02114-240711 VERTICAL
17.7G ~18G Avg	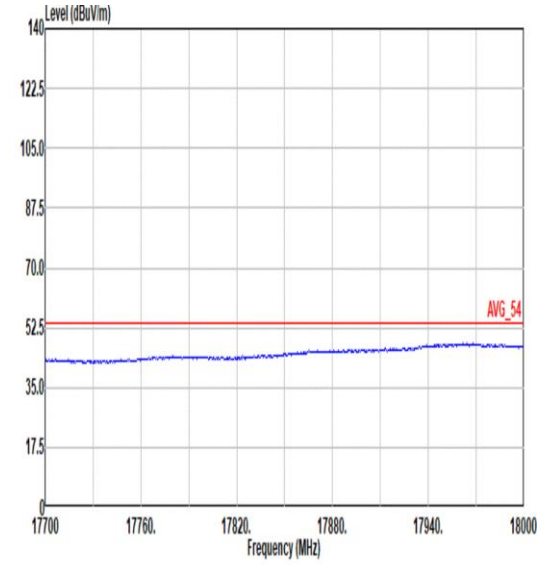 Site : 03CH12-HY Condition: AVG_54 3m 9120D-02114-240711 HORIZONTAL	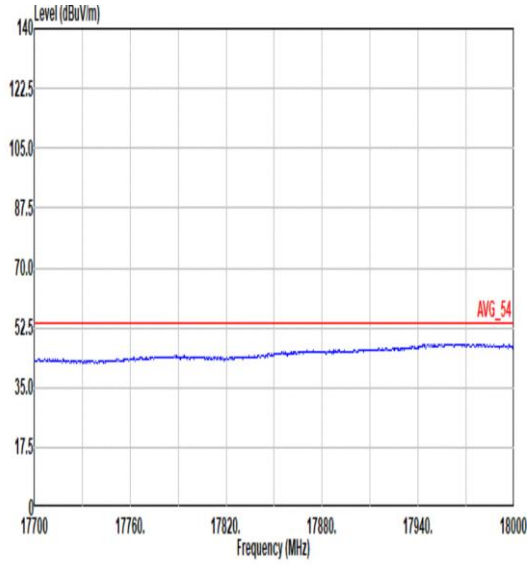 Site : 03CH12-HY Condition: AVG_54 3m 9120D-02114-240711 VERTICAL

Mode	145	
	Band Edge - L	
	U-NII-2A_5.25-5.35_802.11n HT20_CH60_Full RU_5300MHz	
ANT	2	
Pol.	Horizontal	Fundamental
Peak	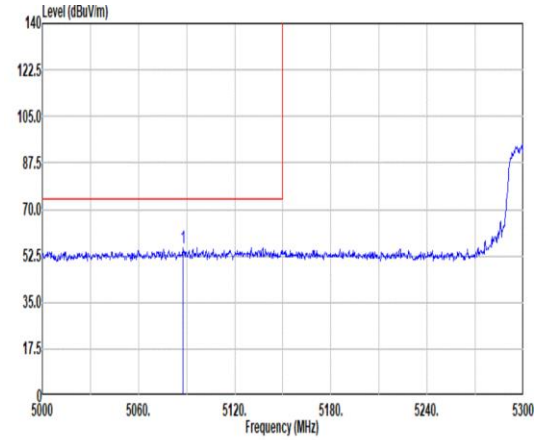 Site : 03CH12-HY Condition: PEAK_BE_74 3m 9120D-02114-240711 HORIZONTAL : RBW:1000.000kHz VBW:3000.000kHz SWT:Auto Freq Level Limit Line Margin Read Level Ant Factor Cable Loss Preamp Factor Aux Factor APos TPos Remark MHz dBuV/m dBuV/m dB dBuV dB/m dB dB dB cm deg 1 5087.90 55.27 74.00 -18.73 44.52 33.20 10.58 33.03 0.00 100 65 PEAK	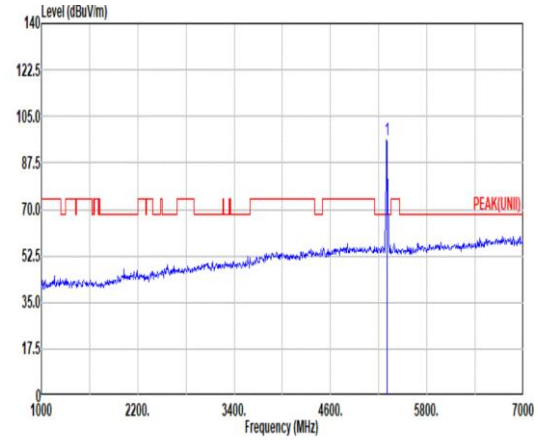 Site : 03CH12-HY Condition: PEAK(UNII) 3m 9120D-02114-240711 HORIZONTAL : RBW:1000.000kHz VBW:3000.000kHz SWT:Auto Freq Level Limit Line Margin Read Level Ant Factor Cable Loss Preamp Factor Aux Factor APos TPos Remark MHz dBuV/m dBuV/m dB dBuV dB/m dB dB dB cm deg 1 5300.00 96.02 ------ ------ 84.73 33.02 11.37 33.10 0.00 100 65 PEAK
Avg	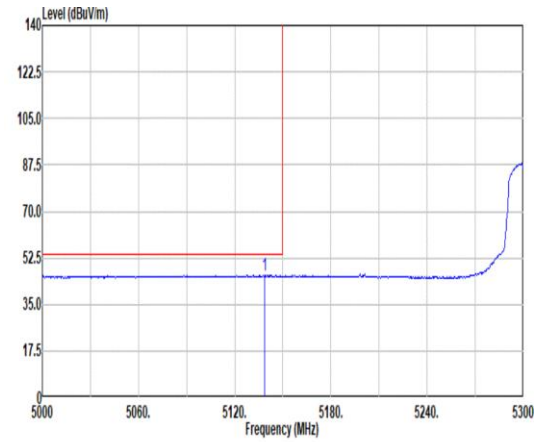 Site : 03CH12-HY Condition: AVG_BE_54 3m 9120D-02114-240711 HORIZONTAL : RBW:1000.000kHz VBW:1.200kHz SWT:Auto Freq Level Limit Line Margin Read Level Ant Factor Cable Loss Preamp Factor Aux Factor APos TPos Remark MHz dBuV/m dBuV/m dB dBuV dB/m dB dB dB cm deg 1 5138.60 46.06 54.00 -7.94 35.07 33.35 10.69 33.05 0.00 100 65 AVERAGE	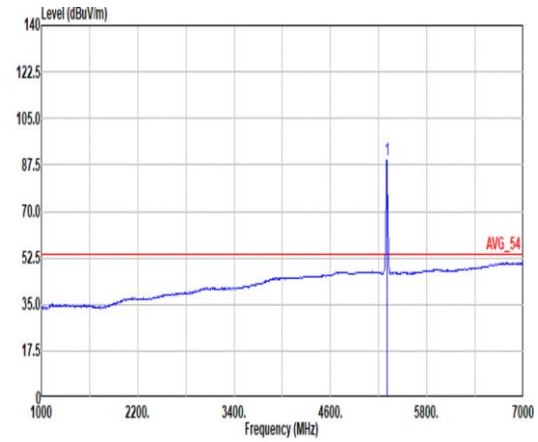 Site : 03CH12-HY Condition: AVG_54 3m 9120D-02114-240711 HORIZONTAL : RBW:1000.000kHz VBW:1.200kHz SWT:Auto Freq Level Limit Line Margin Read Level Ant Factor Cable Loss Preamp Factor Aux Factor APos TPos Remark MHz dBuV/m dBuV/m dB dBuV dB/m dB dB dB cm deg 1 5300.00 89.18 ------ ------ 77.87 33.00 11.41 33.10 0.00 100 65 AVERAGE

Mode	145	
	Band Edge - R	
	U-NII-2A_5.25-5.35_802.11n HT20_CH60_Full RU_5300MHz	
ANT	2	
Pol.	Horizontal	Fundamental
Peak	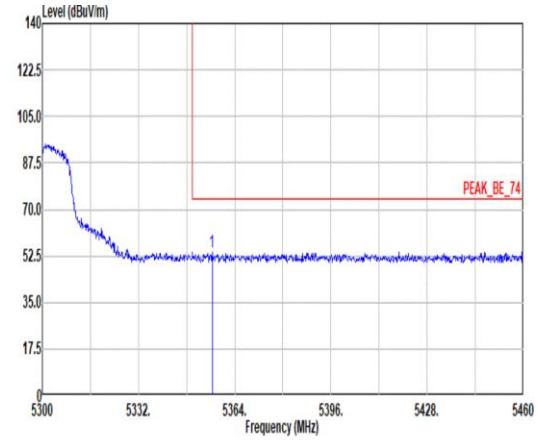 Site : 03CH12-HY Condition: PEAK_BE_74 3m 9120D-02114-240711 HORIZONTAL : RBW:1000.000kHz VBW:3000.000kHz SWT:Auto Limit Read Ant Cable Preamp Aux APos TPos Freq Level Line Margin Level Factor Loss Factor Factor Remark MHz dBuV/m dBuV/m dB dBuV dB/m dB dB dB cm deg 1 5356.48 54.01 74.00 -19.99 42.33 33.09 11.71 33.12 0.00 100 65 PEAK	Blank
Avg	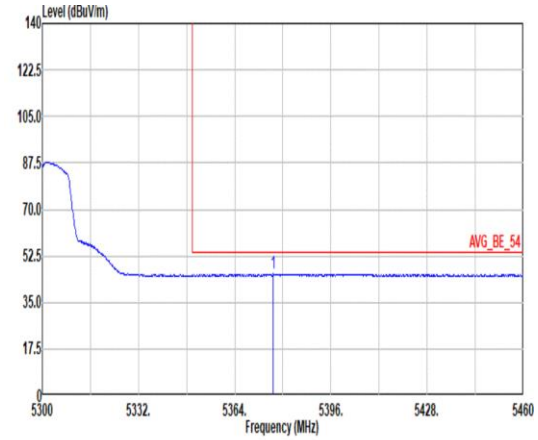 Site : 03CH12-HY Condition: AVG_BE_54 3m 9120D-02114-240711 HORIZONTAL : RBW:1000.000kHz VBW:1.200kHz SWT:Auto Limit Read Ant Cable Preamp Aux APos TPos Freq Level Line Margin Level Factor Loss Factor Factor Remark MHz dBuV/m dBuV/m dB dBuV dB/m dB dB dB cm deg 1 5376.80 45.76 54.00 -8.24 34.01 33.05 11.83 33.13 0.00 100 65 AVERAGE	Blank

Mode	145	
	Band Edge - L	
	U-NII-2A_5.25-5.35_802.11n HT20_CH60_Full RU_5300MHz	
ANT	2	
Pol.	Vertical	Fundamental
Peak	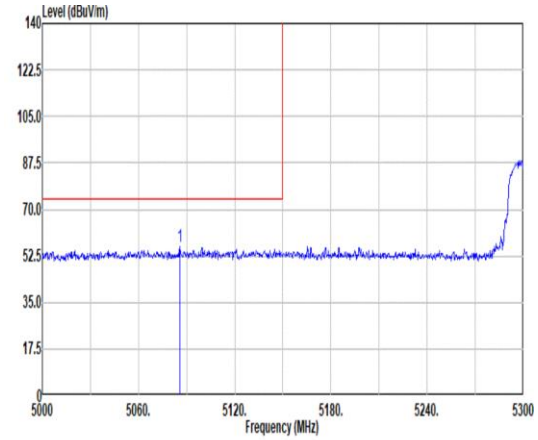 Site : 03CH12-HY Condition: PEAK_BE_74 3m 9120D-02114-240711 VERTICAL : RBW:1000.000kHz VBW:3000.000kHz SWT:Auto Freq Level Limit Line Margin Read Level Ant Factor Cable Loss Preamp Factor Aux Factor APos TPos Remark MHz dBuV/m dBuV/m dB dBuV dB/m dB dB dB cm deg 1 5085.80 55.91 74.00 -18.09 45.16 33.20 10.58 33.03 0.00 300 72 PEAK	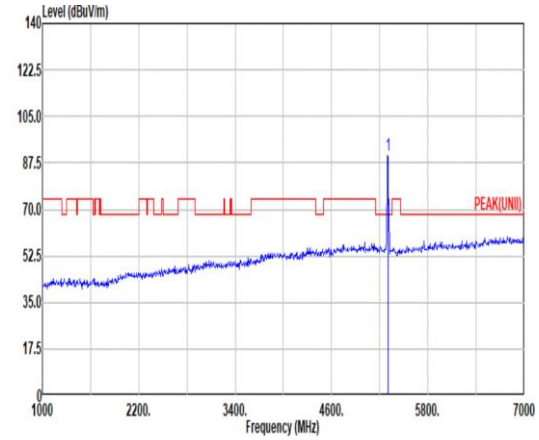 Site : 03CH12-HY Condition: PEAK(UNII) 3m 9120D-02114-240711 VERTICAL : RBW:1000.000kHz VBW:3000.000kHz SWT:Auto Freq Level Limit Line Margin Read Level Ant Factor Cable Loss Preamp Factor Aux Factor APos TPos Remark MHz dBuV/m dBuV/m dB dBuV dB/m dB dB dB cm deg 1 5300.00 90.26 ------ ------ 78.97 33.02 11.37 33.10 0.00 300 72 PEAK
Avg	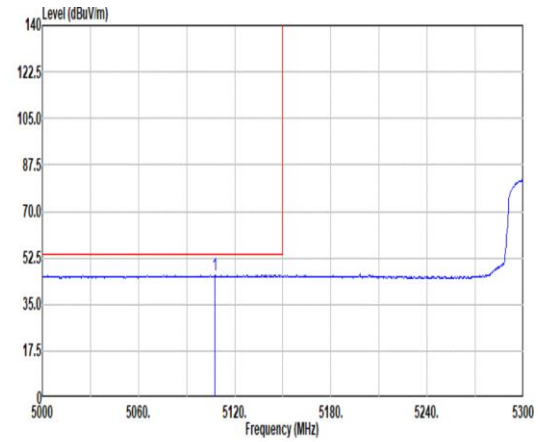 Site : 03CH12-HY Condition: AVG_BE_54 3m 9120D-02114-240711 VERTICAL : RBW:1000.000kHz VBW:1.200kHz SWT:Auto Freq Level Limit Line Margin Read Level Ant Factor Cable Loss Preamp Factor Aux Factor APos TPos Remark MHz dBuV/m dBuV/m dB dBuV dB/m dB dB dB cm deg 1 5107.70 45.92 54.00 -8.08 35.10 33.23 10.63 33.04 0.00 300 72 AVERAGE	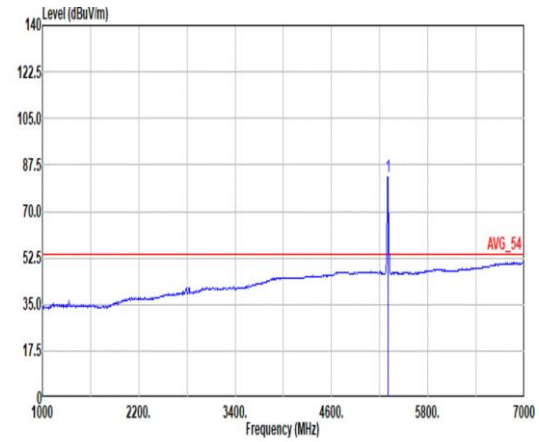 Site : 03CH12-HY Condition: AVG_54 3m 9120D-02114-240711 VERTICAL : RBW:1000.000kHz VBW:1.200kHz SWT:Auto Freq Level Limit Line Margin Read Level Ant Factor Cable Loss Preamp Factor Aux Factor APos TPos Remark MHz dBuV/m dBuV/m dB dBuV dB/m dB dB dB cm deg 1 5300.00 83.18 ------ ------ 71.87 33.00 11.41 33.10 0.00 300 72 AVERAGE

Mode	145	
	Band Edge - R	
	U-NII-2A_5.25-5.35_802.11n HT20_CH60_Full RU_5300MHz	
ANT	2	
Pol.	Vertical	Fundamental
Peak	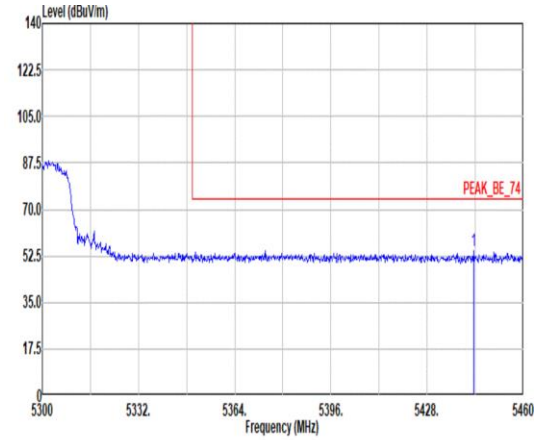 Site : 03CH12-HY Condition: PEAK_BE_74 3m 9120D-02114-240711 VERTICAL : RBW:1000.000kHz VBW:3000.000kHz SWT:Auto Limit Read Ant Cable Preamp Aux APos TPos Freq Level Line Margin Level Factor Loss Factor Factor Remark MHz dBuV/m dBuV/m dB dBuV dB/m dB dB dB cm deg 1 5443.52 54.55 74.00 -19.45 42.98 33.00 11.72 33.15 0.00 300 72 PEAK	Blank
Avg	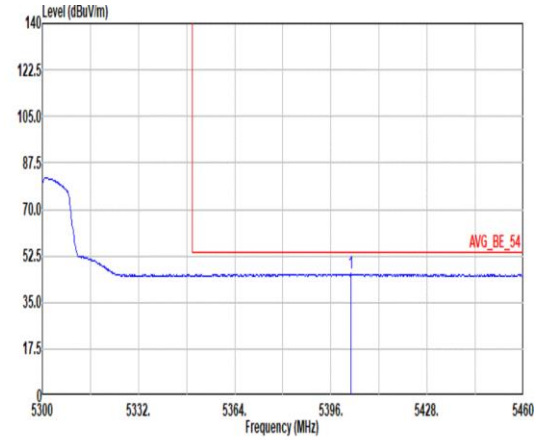 Site : 03CH12-HY Condition: AVG_BE_54 3m 9120D-02114-240711 VERTICAL : RBW:1000.000kHz VBW:1.200kHz SWT:Auto Limit Read Ant Cable Preamp Aux APos TPos Freq Level Line Margin Level Factor Loss Factor Factor Remark MHz dBuV/m dBuV/m dB dBuV dB/m dB dB dB cm deg 1 5402.72 45.81 54.00 -8.19 34.01 33.00 11.94 33.14 0.00 300 72 AVERAGE	Blank

Mode	145	
	Harmonic	
	U-NII-2A_5.25-5.35_802.11n HT20_CH60_Full RU_5300MHz	
ANT	2	
Pol.	Horizontal	Vertical
Peak Avg	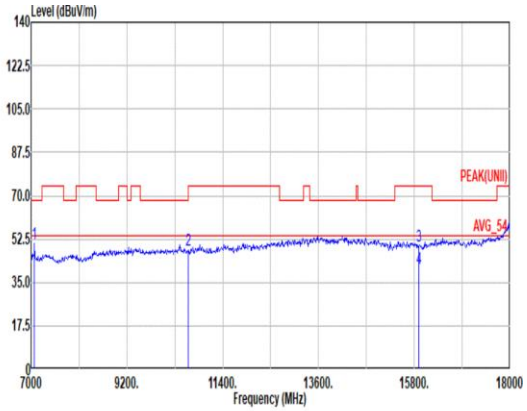 Site : 03CH12-HY Condition: PEAK(UNII) 3m 9120D-02114-240711 HORIZONTAL Freq Level Limit Line Margin Read Level Ant Factor Cable Loss Preamp Factor Aux Factor APos TPos Remark MHz dBuV/m dBuV/m dB dBuV dB/m dB dB dB cm deg 1 7066.00 50.57 68.20 -17.63 65.15 36.40 13.94 65.83 0.91 301 217 Peak 2 10600.00 47.88 74.00 -26.12 58.65 39.10 17.21 67.34 0.26 -- -- PEAK 3 15900.00 49.76 74.00 -24.24 56.75 37.90 22.21 67.47 0.37 289 217 PEAK 4 15900.00 40.58 54.00 -13.42 47.57 37.90 22.21 67.47 0.37 289 217 Average	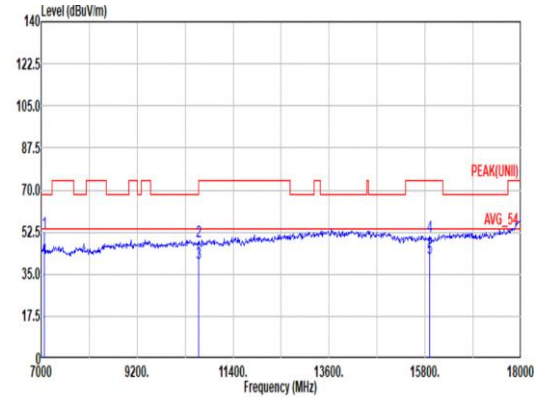 Site : 03CH12-HY Condition: PEAK(UNII) 3m 9120D-02114-240711 VERTICAL Freq Level Limit Line Margin Read Level Ant Factor Cable Loss Preamp Factor Aux Factor APos TPos Remark MHz dBuV/m dBuV/m dB dBuV dB/m dB dB dB cm deg 1 7066.00 52.16 68.20 -16.04 66.74 36.40 13.94 65.83 0.91 105 288 Peak 2 10600.00 48.50 74.00 -25.50 59.27 39.10 17.21 67.34 0.26 107 189 Peak 3 10600.00 39.40 54.00 -14.60 50.17 39.10 17.21 67.34 0.26 107 189 Average 4 15900.00 50.95 74.00 -23.05 57.94 37.90 22.21 67.47 0.37 101 187 PEAK 5 15900.00 41.78 54.00 -12.22 48.77 37.90 22.21 67.47 0.37 101 187 Average

Mode	145	
	Harmonic	
	U-NII-2A_5.25-5.35_802.11n HT20_CH60_Full RU_5300MHz	
ANT	2	
Pol.	Horizontal	Vertical
14.47G ~14.5G Avg	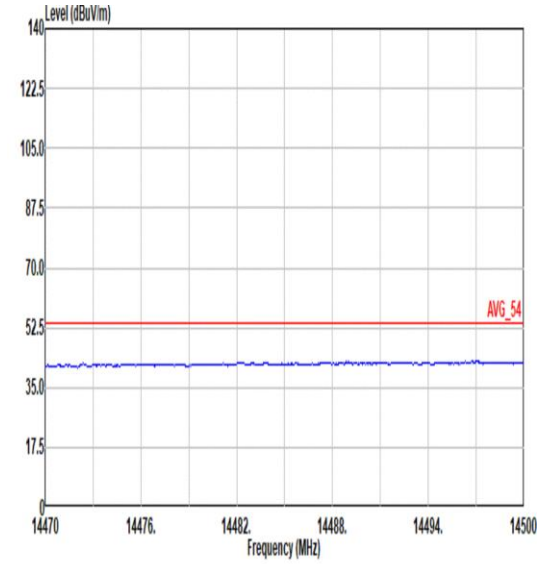 Site : 03CH12-HY Condition: AVG_54 3m 9120D-02114-240711 HORIZONTAL	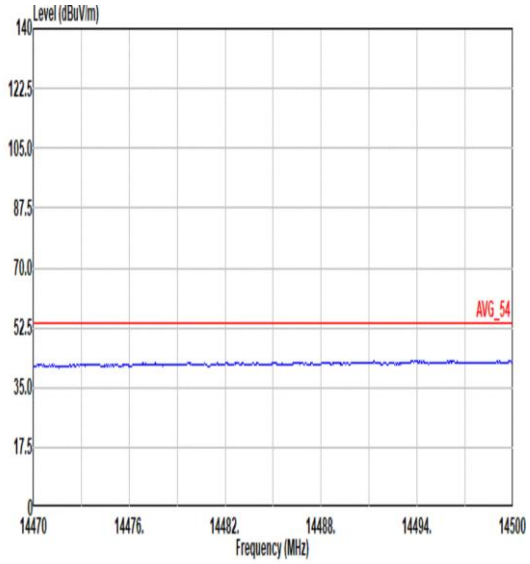 Site : 03CH12-HY Condition: AVG_54 3m 9120D-02114-240711 VERTICAL
17.7G ~18G Avg	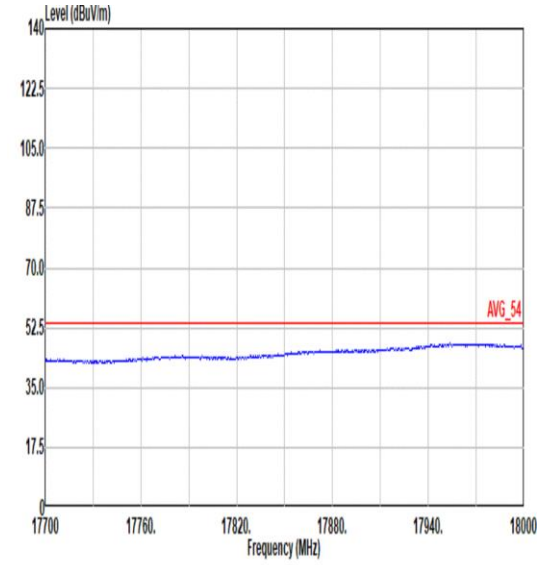 Site : 03CH12-HY Condition: AVG_54 3m 9120D-02114-240711 HORIZONTAL	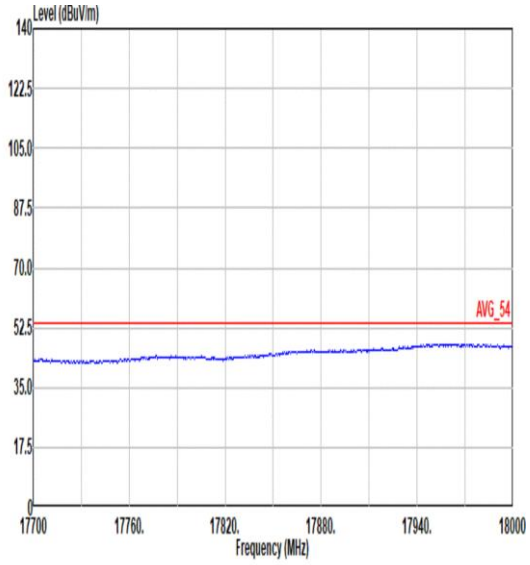 Site : 03CH12-HY Condition: AVG_54 3m 9120D-02114-240711 VERTICAL

Mode	146	
	Band Edge	
	U-NII-2A_5.25-5.35_802.11n HT20_CH64_Full RU_5320MHz	
ANT	2	
Pol.	Horizontal	Fundamental
Peak	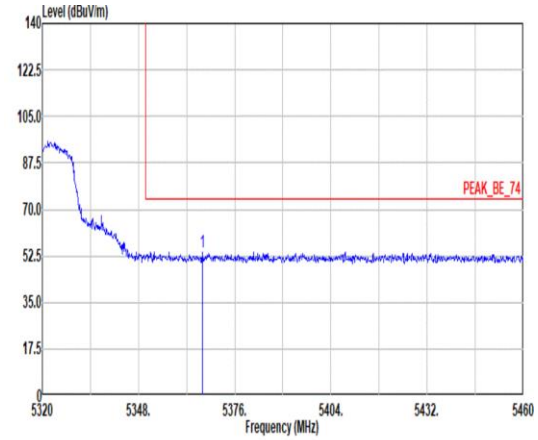 Site : 03CH12-HY Condition: PEAK_BE_74 3m 9120D-02114-240711 HORIZONTAL : RBW:1000.000kHz VBW:3000.000kHz SWT:Auto Freq Level Limit Line Margin Read Level Ant Factor Cable Loss Preamp Factor Aux Factor APos TPos Remark MHz dBuV/m dBuV/m dB dBuV dB/m dB dB dB cm deg 1 5366.62 54.07 74.00 -19.93 42.35 33.07 11.77 33.12 0.00 105 58 PEAK	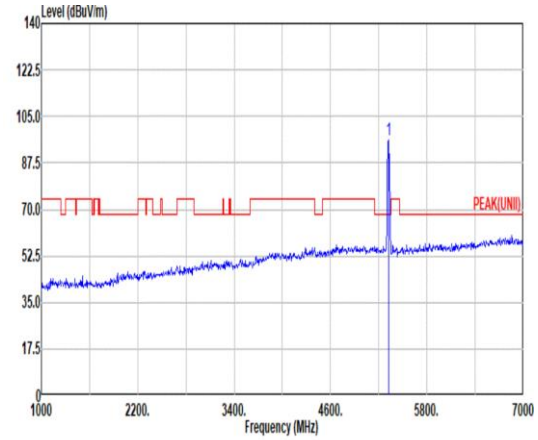 Site : 03CH12-HY Condition: PEAK(UNII) 3m 9120D-02114-240711 HORIZONTAL : RBW:1000.000kHz VBW:3000.000kHz SWT:Auto Freq Level Limit Line Margin Read Level Ant Factor Cable Loss Preamp Factor Aux Factor APos TPos Remark MHz dBuV/m dBuV/m dB dBuV dB/m dB dB dB cm deg 1 5320.00 96.37 ------ ------ 84.93 33.04 11.51 33.11 0.00 105 58 PEAK
Avg	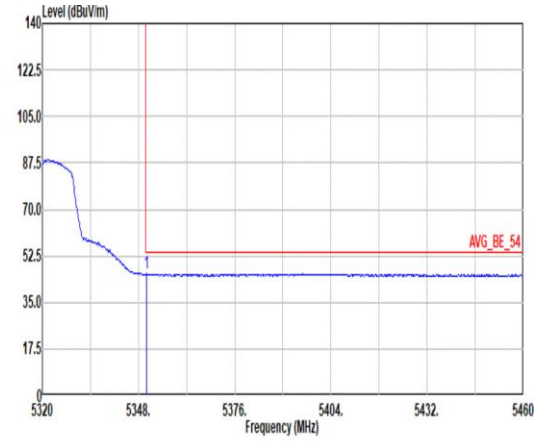 Site : 03CH12-HY Condition: AVG_BE_54 3m 9120D-02114-240711 HORIZONTAL : RBW:1000.000kHz VBW:1.200kHz SWT:Auto Freq Level Limit Line Margin Read Level Ant Factor Cable Loss Preamp Factor Aux Factor APos TPos Remark MHz dBuV/m dBuV/m dB dBuV dB/m dB dB dB cm deg 1 5350.38 45.71 54.00 -8.29 34.05 33.10 11.68 33.12 0.00 105 58 AVERAGE	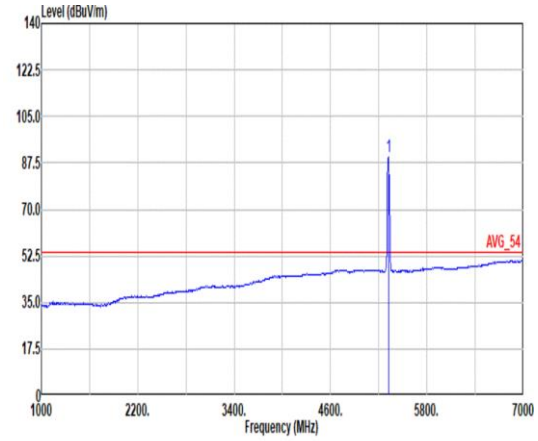 Site : 03CH12-HY Condition: AVG_54 3m 9120D-02114-240711 HORIZONTAL : RBW:1000.000kHz VBW:1.200kHz SWT:Auto Freq Level Limit Line Margin Read Level Ant Factor Cable Loss Preamp Factor Aux Factor APos TPos Remark MHz dBuV/m dBuV/m dB dBuV dB/m dB dB dB cm deg 1 5320.00 89.84 ------ ------ 78.40 33.04 11.51 33.11 0.00 105 58 AVERAGE

Mode	146	
	Band Edge	
	U-NII-2A_5.25-5.35_802.11n HT20_CH64_Full RU_5320MHz	
ANT	2	
Pol.	Vertical	Fundamental
Peak	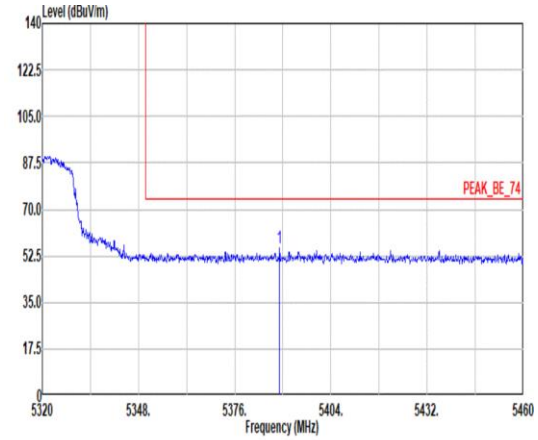 Site : 03CH12-HY Condition: PEAK_BE_74 3m 9120D-02114-240711 VERTICAL : RBW:1000.000kHz VBW:3000.000kHz SWT:Auto Freq Level Limit Line Margin Read Level Ant Factor Cable Loss Preamp Factor Aux Factor APos TPos Remark MHz dBuV/m dBuV/m dB dBuV dB/m dB dB dB cm deg 1 5389.02 55.36 74.00 -18.64 43.57 33.02 11.90 33.13 0.00 343 77 PEAK	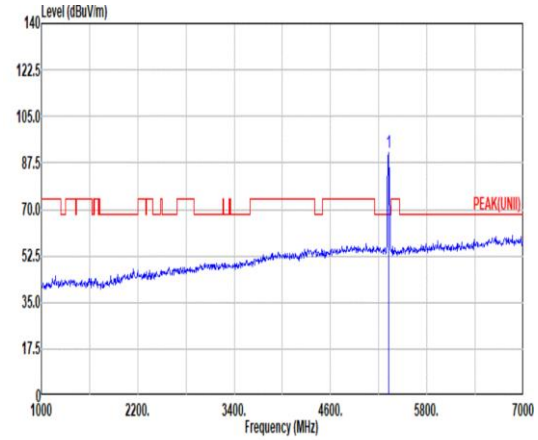 Site : 03CH12-HY Condition: PEAK(UNII) 3m 9120D-02114-240711 VERTICAL : RBW:1000.000kHz VBW:3000.000kHz SWT:Auto Freq Level Limit Line Margin Read Level Ant Factor Cable Loss Preamp Factor Aux Factor APos TPos Remark MHz dBuV/m dBuV/m dB dBuV dB/m dB dB dB cm deg 1 5320.00 91.37 ------ ------ 79.93 33.04 11.51 33.11 0.00 343 77 PEAK
Avg	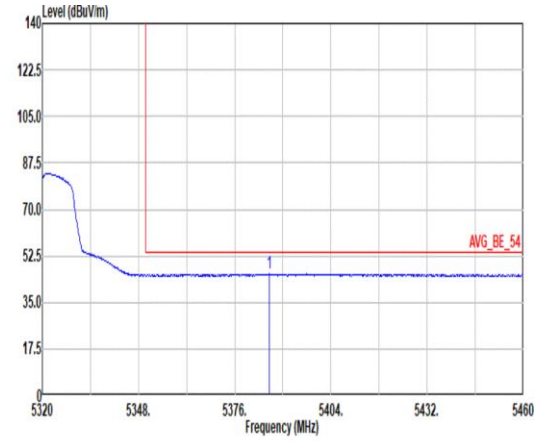 Site : 03CH12-HY Condition: AVG_BE_54 3m 9120D-02114-240711 VERTICAL : RBW:1000.000kHz VBW:1.200kHz SWT:Auto Freq Level Limit Line Margin Read Level Ant Factor Cable Loss Preamp Factor Aux Factor APos TPos Remark MHz dBuV/m dBuV/m dB dBuV dB/m dB dB dB cm deg 1 5385.94 45.72 54.00 -8.28 33.94 33.03 11.88 33.13 0.00 343 77 AVERAGE	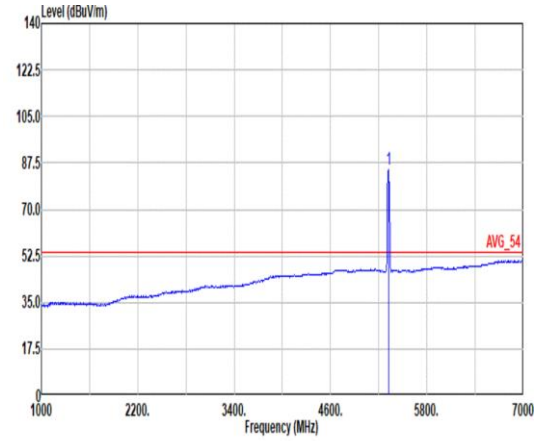 Site : 03CH12-HY Condition: AVG_54 3m 9120D-02114-240711 VERTICAL : RBW:1000.000kHz VBW:1.200kHz SWT:Auto Freq Level Limit Line Margin Read Level Ant Factor Cable Loss Preamp Factor Aux Factor APos TPos Remark MHz dBuV/m dBuV/m dB dBuV dB/m dB dB dB cm deg 1 5320.00 84.99 ------ ------ 73.55 33.04 11.51 33.11 0.00 343 77 AVERAGE

Mode	146	
	Harmonic	
	U-NII-2A_5.25-5.35_802.11n HT20_CH64_Full RU_5320MHz	
ANT	2	
Pol.	Horizontal	Vertical
Peak Avg	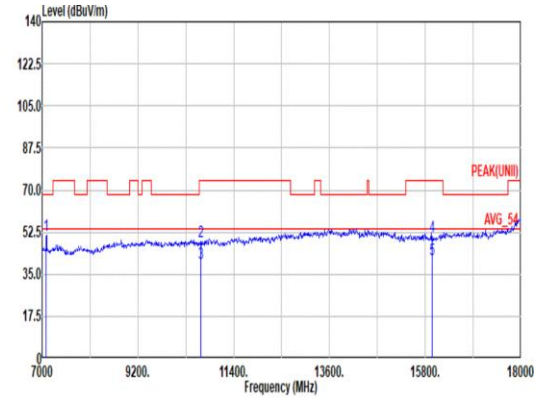 Site : 03CH12-HY Condition: PEAK(UNII) 3m 9120D-02114-240711 HORIZONTAL Freq Level Limit Line Margin Read Level Ant Factor Cable Loss Preamp Factor Aux Factor APos TPos Remark MHz dBuV/m dBuV/m dB dBuV dB/m dB dB dB cm deg 1 7093.00 51.26 68.20 -16.94 65.67 36.59 13.94 65.85 0.91 322 217 Peak 2 10640.00 48.38 74.00 -25.62 59.02 39.18 17.23 67.31 0.26 311 127 PEAK 3 10640.00 39.37 54.00 -14.63 50.01 39.18 17.23 67.31 0.26 311 127 Average 4 15960.00 50.46 74.00 -23.54 57.58 37.76 22.26 67.50 0.36 327 214 PEAK 5 15960.00 41.36 54.00 -12.64 48.48 37.76 22.26 67.50 0.36 327 214 Average	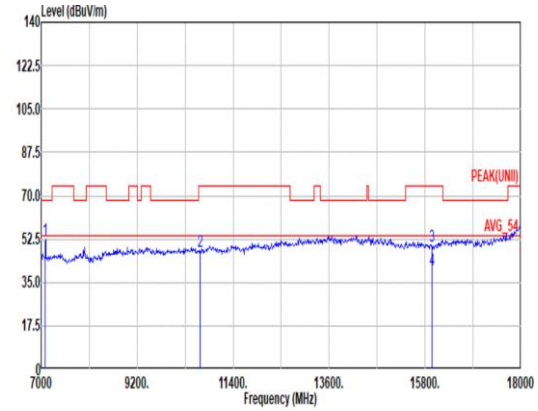 Site : 03CH12-HY Condition: PEAK(UNII) 3m 9120D-02114-240711 VERTICAL Freq Level Limit Line Margin Read Level Ant Factor Cable Loss Preamp Factor Aux Factor APos TPos Remark MHz dBuV/m dBuV/m dB dBuV dB/m dB dB dB cm deg 1 7093.00 52.53 68.20 -15.67 66.97 36.56 13.94 65.85 0.91 100 267 Peak 2 10640.00 47.31 74.00 -26.69 57.95 39.18 17.23 67.31 0.26 104 247 PEAK 3 15960.00 49.53 74.00 -24.47 56.65 37.76 22.26 67.50 0.36 102 216 PEAK 4 15960.00 40.35 54.00 -13.65 47.47 37.76 22.26 67.50 0.36 102 216 Average

Mode	146	
	Harmonic	
	U-NII-2A_5.25-5.35_802.11n HT20_CH64_Full RU_5320MHz	
ANT	2	
Pol.	Horizontal	Vertical
14.47G ~14.5G Avg	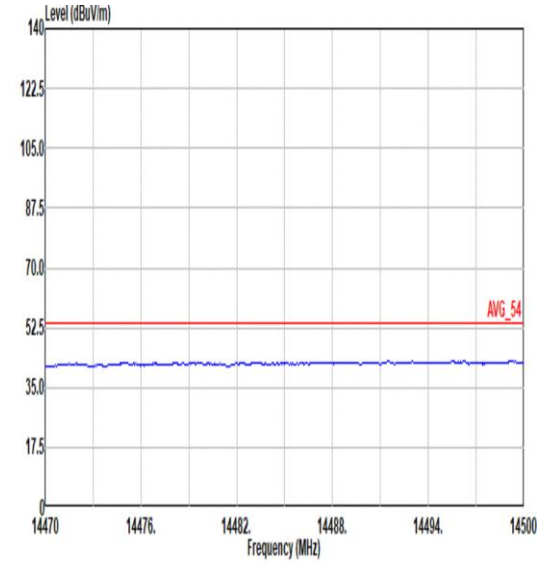 Site : 03CH12-HY Condition: AVG_54 3m 9120D-02114-240711 HORIZONTAL	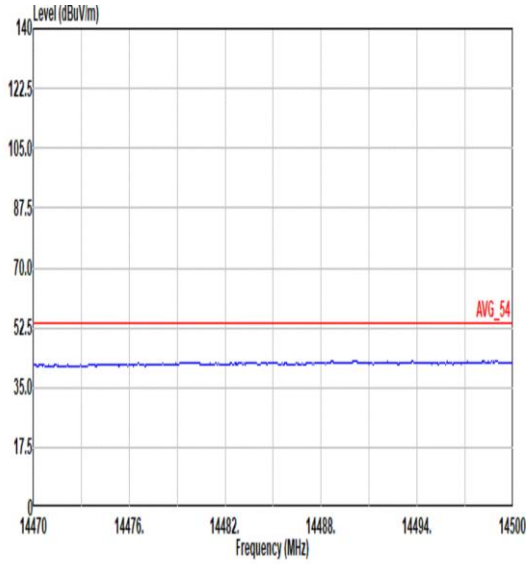 Site : 03CH12-HY Condition: AVG_54 3m 9120D-02114-240711 VERTICAL
17.7G ~18G Avg	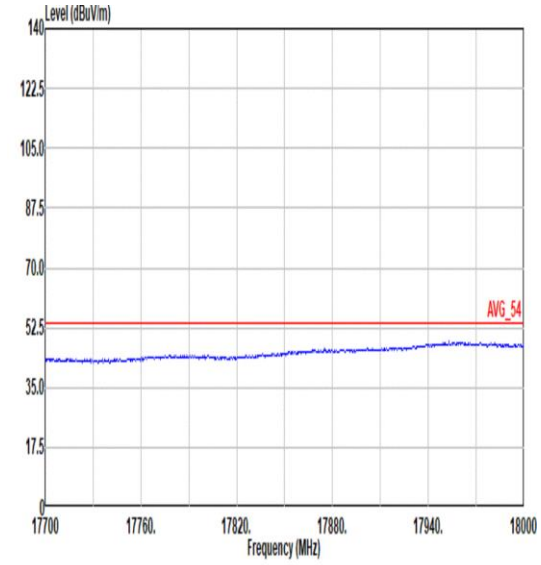 Site : 03CH12-HY Condition: AVG_54 3m 9120D-02114-240711 HORIZONTAL	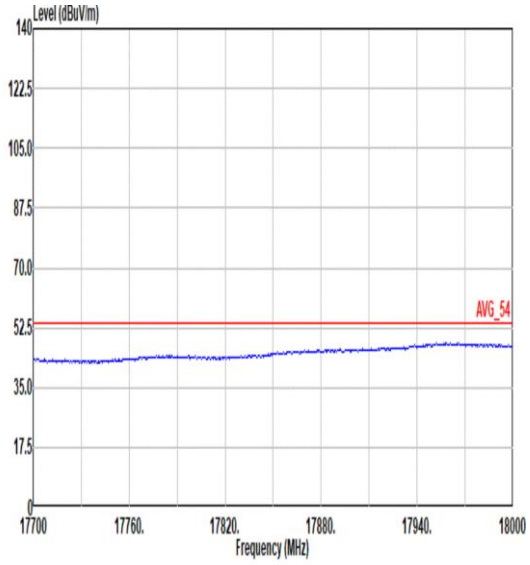 Site : 03CH12-HY Condition: AVG_54 3m 9120D-02114-240711 VERTICAL

Mode	147	
	Band Edge	
	U-NII-2C_5.47-5.725_802.11n HT20_CH100_Full RU_5500MHz	
ANT	2	
Pol.	Horizontal	Fundamental
Peak	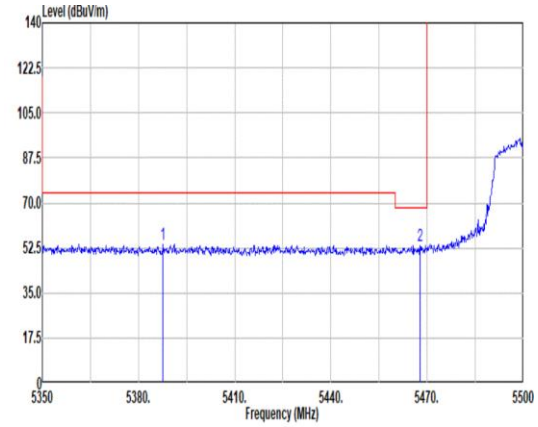 Site : 03CH12-HY Condition: PEAK_BE(UNII)_B3 3m 9120D-02114-240711 HORIZONTAL : RBW:1000.000kHz VBW:3000.000kHz SWT:Auto Freq Level Limit Line Margin Read Level Ant Factor Cable Loss Preamp Factor Aux Factor APos TPos Remark MHz dBuV/m dBuV/m dB dBuV dB/m dB dB dB cm deg 1 5387.65 53.81 74.00 -20.19 42.03 33.02 11.89 33.13 0.00 100 60 PEAK 2 5467.75 53.60 68.20 -14.60 42.11 33.07 11.58 33.16 0.00 100 60 PEAK	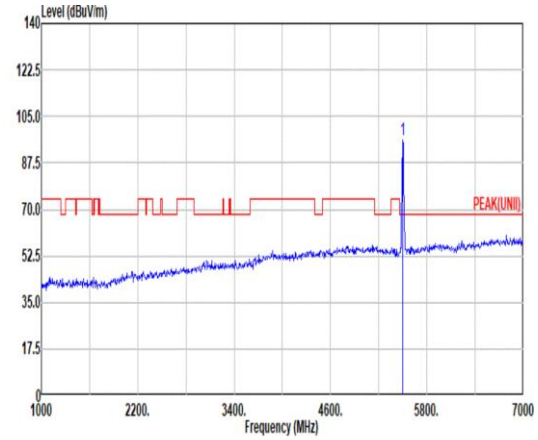 Site : 03CH12-HY Condition: PEAK(UNII) 3m 9120D-02114-240711 HORIZONTAL : RBW:1000.000kHz VBW:3000.000kHz SWT:Auto Freq Level Limit Line Margin Read Level Ant Factor Cable Loss Preamp Factor Aux Factor APos TPos Remark MHz dBuV/m dBuV/m dB dBuV dB/m dB dB dB cm deg 1 5500.00 96.33 ------ ------ 84.90 33.20 11.40 33.17 0.00 100 60 PEAK
Avg	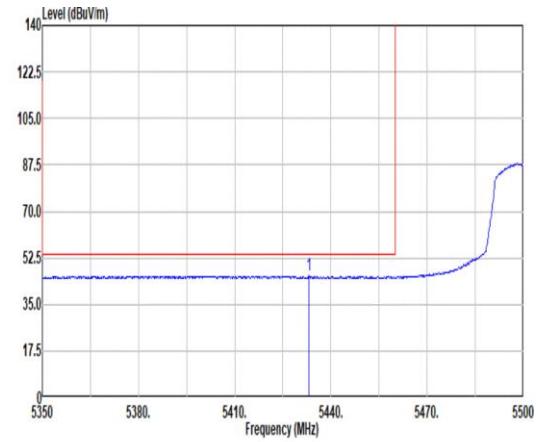 Site : 03CH12-HY Condition: AVG_BE(UNII)_B3 3m 9120D-02114-240711 HORIZONTAL : RBW:1000.000kHz VBW:1.200kHz SWT:Auto Freq Level Limit Line Margin Read Level Ant Factor Cable Loss Preamp Factor Aux Factor APos TPos Remark MHz dBuV/m dBuV/m dB dBuV dB/m dB dB dB cm deg 1 5433.10 45.70 54.00 -8.30 34.08 33.00 11.77 33.15 0.00 100 60 AVERAGE	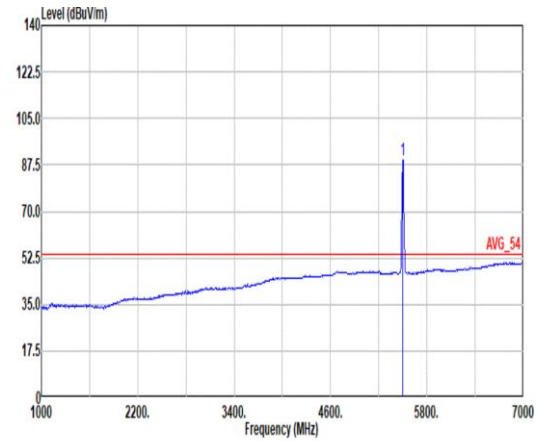 Site : 03CH12-HY Condition: AVG_54 3m 9120D-02114-240711 HORIZONTAL : RBW:1000.000kHz VBW:1.200kHz SWT:Auto Freq Level Limit Line Margin Read Level Ant Factor Cable Loss Preamp Factor Aux Factor APos TPos Remark MHz dBuV/m dBuV/m dB dBuV dB/m dB dB dB cm deg 1 5500.00 89.40 ------ ------ 77.97 33.20 11.40 33.17 0.00 100 60 AVERAGE

Mode	147	
	Band Edge	
	U-NII-2C_5.47-5.725_802.11n HT20_CH100_Full RU_5500MHz	
ANT	2	
Pol.	Vertical	Fundamental
Peak	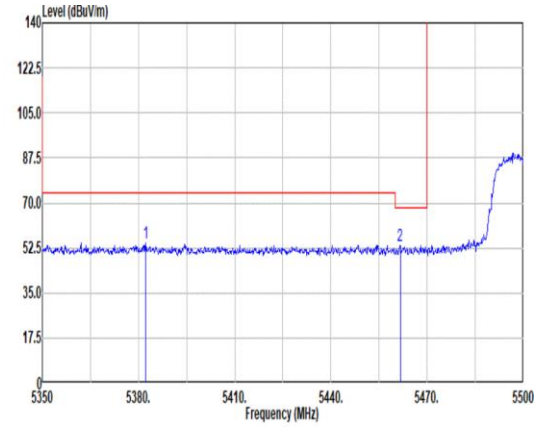 Site : 03CH12-HY Condition: PEAK_BE(UNII)_B3 3m 9120D-02114-240711 VERTICAL : RBW:1000.000kHz VBW:3000.000kHz SWT:Auto 1 5382.25 54.38 74.00 -19.62 42.61 33.04 11.86 33.13 0.00 300 83 PEAK 2 5461.60 53.50 68.20 -14.70 41.99 33.05 11.62 33.16 0.00 300 83 PEAK	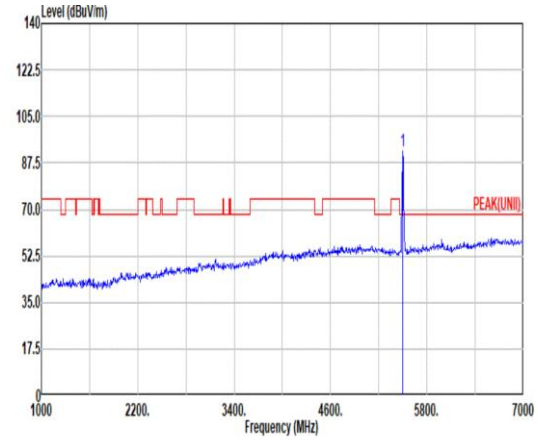 Site : 03CH12-HY Condition: PEAK(UNII) 3m 9120D-02114-240711 VERTICAL : RBW:1000.000kHz VBW:3000.000kHz SWT:Auto 1 5500.00 91.93 ------ ------ 80.50 33.20 11.40 33.17 0.00 300 83 PEAK
Avg	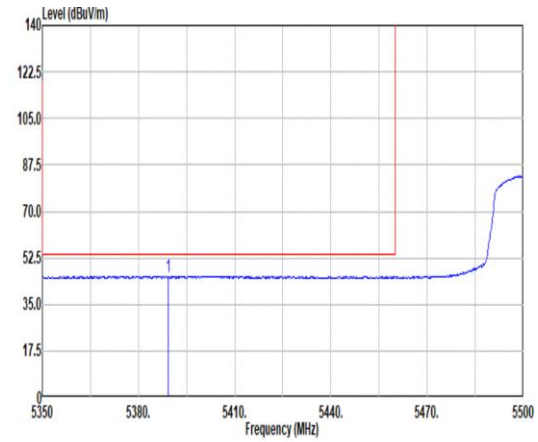 Site : 03CH12-HY Condition: AVG_BE(UNII)_B3 3m 9120D-02114-240711 VERTICAL : RBW:1000.000kHz VBW:1.200kHz SWT:Auto 1 5389.30 45.65 54.00 -8.35 33.86 33.02 11.90 33.13 0.00 300 83 AVERAGE	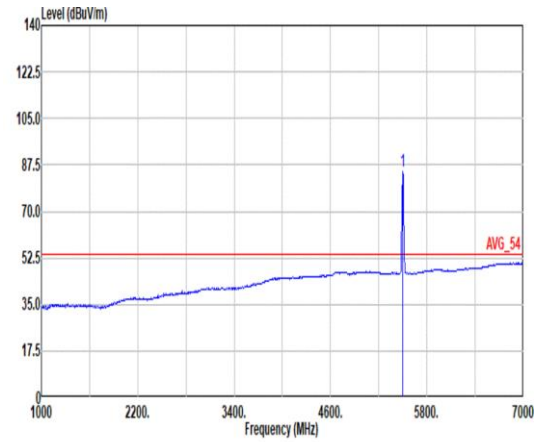 Site : 03CH12-HY Condition: AVG_54 3m 9120D-02114-240711 VERTICAL : RBW:1000.000kHz VBW:1.200kHz SWT:Auto 1 5500.00 84.91 ------ ------ 73.48 33.20 11.40 33.17 0.00 300 83 AVERAGE

Mode	147	
	Harmonic	
	U-NII-2C_5.47-5.725_802.11n HT20_CH100_Full RU_5500MHz	
ANT	2	
Pol.	Horizontal	Vertical
Peak Avg	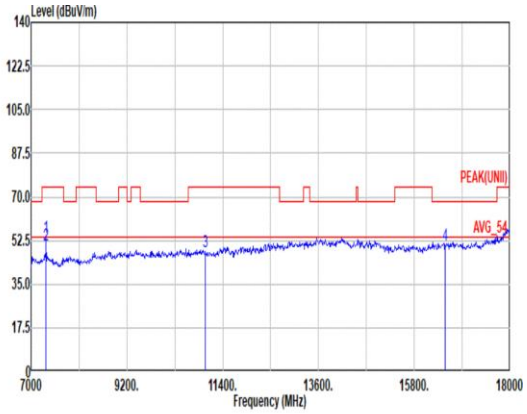 Site : 03CH12-HY Condition: PEAK(UNII) 3m 9120D-02114-240711 HORIZONTAL Freq Level Limit Line Margin Read Level Ant Factor Cable Loss Preamp Factor Aux Factor APos TPos Remark MHz dBuV/m dBuV/m dB dBuV dB/m dB dB dB cm deg 1 7333.00 53.93 74.00 -20.07 67.82 37.00 14.32 66.05 0.84 348 303 Peak 2 7333.00 50.71 54.00 -3.29 64.60 37.00 14.32 66.05 0.84 348 303 Average 3 11000.00 47.84 74.00 -26.16 58.27 38.90 17.39 67.00 0.28 -- -- Peak 4 16500.00 50.95 68.20 -17.25 56.12 38.70 22.53 66.83 0.43 -- -- PEAK	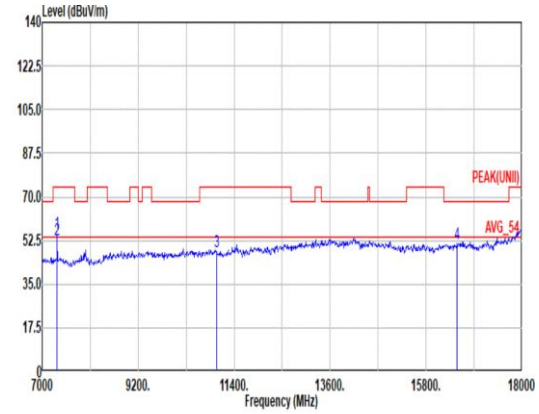 Site : 03CH12-HY Condition: PEAK(UNII) 3m 9120D-02114-240711 VERTICAL Freq Level Limit Line Margin Read Level Ant Factor Cable Loss Preamp Factor Aux Factor APos TPos Remark MHz dBuV/m dBuV/m dB dBuV dB/m dB dB dB cm deg 1 7333.00 55.28 74.00 -18.72 69.17 37.00 14.32 66.05 0.84 100 265 Peak 2 7333.00 52.65 54.00 -1.35 66.54 37.00 14.32 66.05 0.84 100 265 Average 3 11000.00 47.87 74.00 -26.13 58.30 38.90 17.39 67.00 0.28 -- -- PEAK 4 16500.00 51.07 68.20 -17.13 56.24 38.70 22.53 66.83 0.43 -- -- PEAK

Mode	147	
	Harmonic	
	U-NII-2C_5.47-5.725_802.11n HT20_CH100_Full RU_5500MHz	
ANT	2	
Pol.	Horizontal	Vertical
14.47G ~14.5G Avg	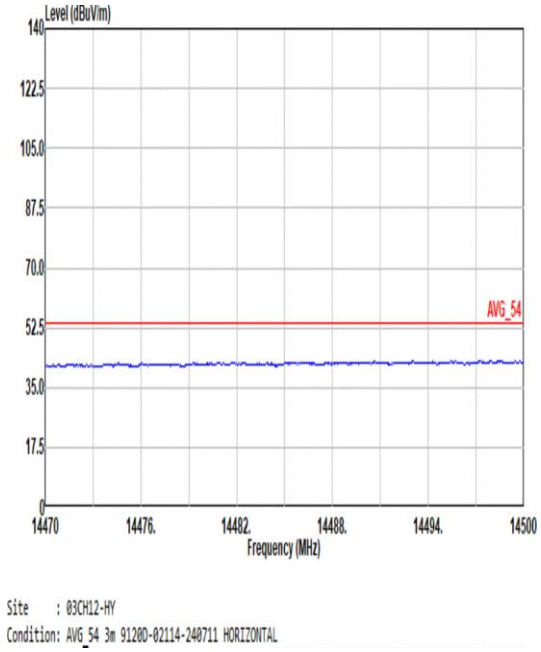	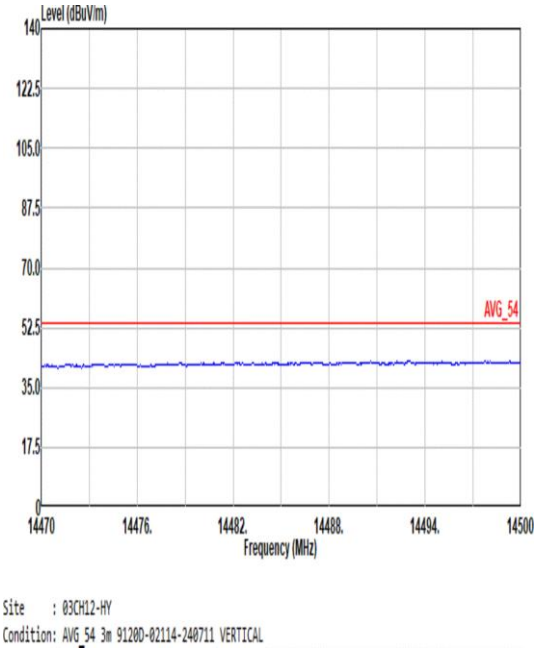
17.7G ~18G Avg	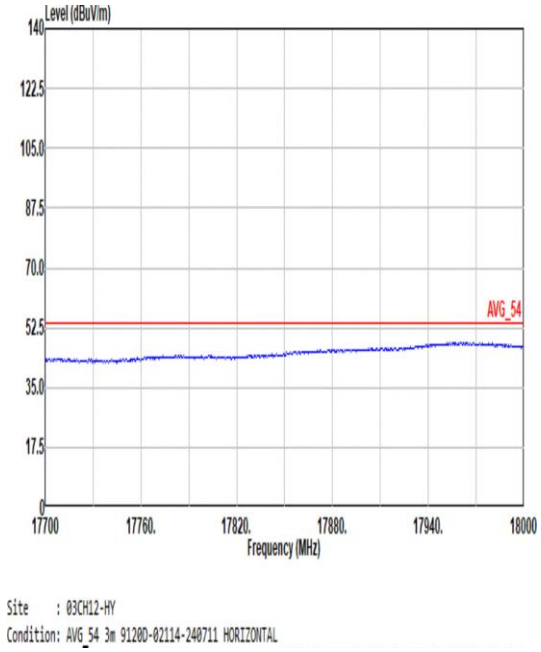	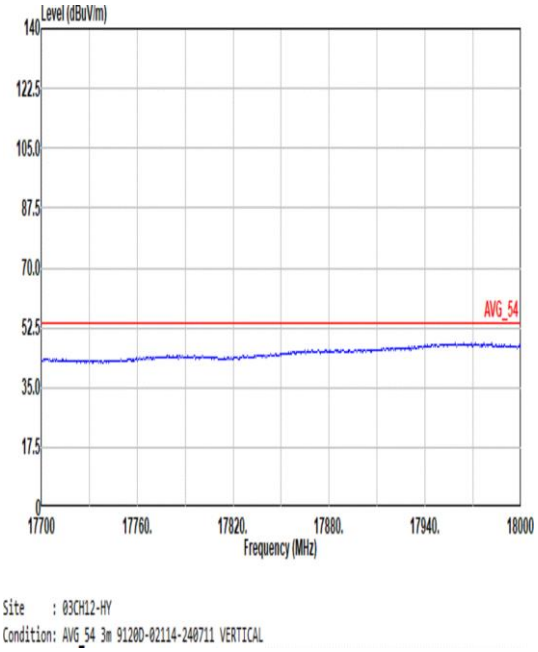

Mode	148	
	Band Edge - L	
	U-NII-2C_5.47-5.725_802.11n HT20_CH116_Full RU_5580MHz	
ANT	2	
Pol.	Horizontal	Fundamental
Peak	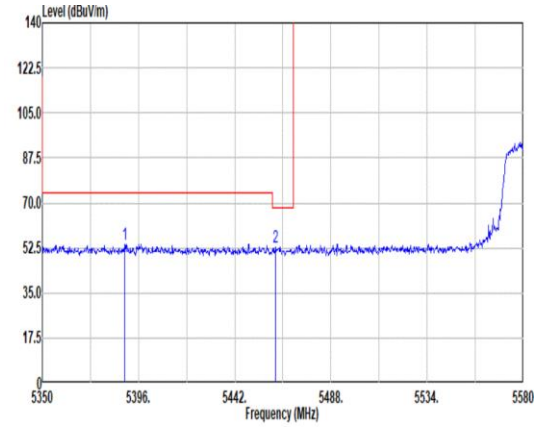 Site : 03CH12-HY Condition: PEAK_BE(UNII)_B3 3m 9120D-02114-240711 HORIZONTAL : RBW:1000.000kHz VBW:3000.000kHz SWT:Auto Freq Level Limit Line Margin Read Level Ant Factor Cable Loss Preamp Factor Aux Factor APos TPos Remark MHz dBuV/m dBuV/m dB dBuV dB/m dB dB dB cm deg 1 5389.56 53.83 74.00 -20.17 42.04 33.02 11.90 33.13 0.00 102 61 PEAK 2 5461.55 52.93 68.20 -15.27 41.42 33.05 11.62 33.16 0.00 102 61 PEAK	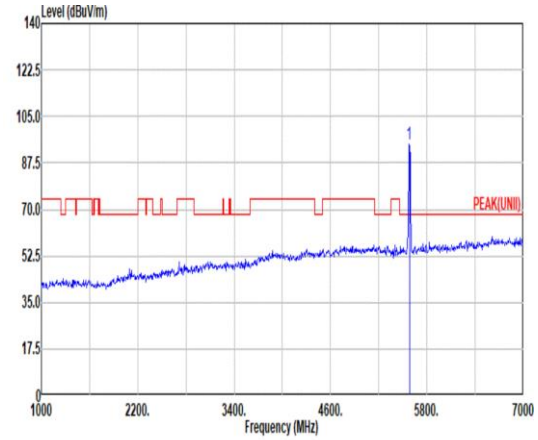 Site : 03CH12-HY Condition: PEAK(UNII) 3m 9120D-02114-240711 HORIZONTAL : RBW:1000.000kHz VBW:3000.000kHz SWT:Auto Freq Level Limit Line Margin Read Level Ant Factor Cable Loss Preamp Factor Aux Factor APos TPos Remark MHz dBuV/m dBuV/m dB dBuV dB/m dB dB dB cm deg 1 5580.00 94.63 ------ ------ 83.50 33.10 11.28 33.25 0.00 102 61 PEAK
Avg	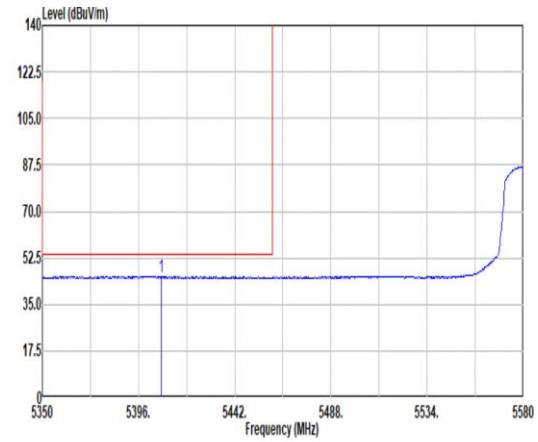 Site : 03CH12-HY Condition: AVG_BE(UNII)_B3 3m 9120D-02114-240711 HORIZONTAL : RBW:1000.000kHz VBW:1.200kHz SWT:Auto Freq Level Limit Line Margin Read Level Ant Factor Cable Loss Preamp Factor Aux Factor APos TPos Remark MHz dBuV/m dBuV/m dB dBuV dB/m dB dB dB cm deg 1 5406.81 45.69 54.00 -8.31 33.91 33.00 11.92 33.14 0.00 102 61 AVERAGE	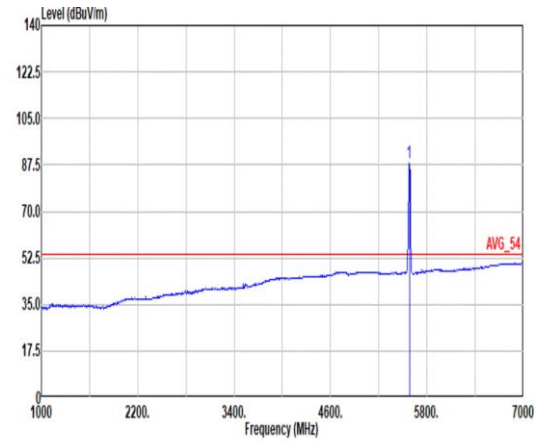 Site : 03CH12-HY Condition: AVG_54 3m 9120D-02114-240711 HORIZONTAL : RBW:1000.000kHz VBW:1.200kHz SWT:Auto Freq Level Limit Line Margin Read Level Ant Factor Cable Loss Preamp Factor Aux Factor APos TPos Remark MHz dBuV/m dBuV/m dB dBuV dB/m dB dB dB cm deg 1 5580.00 87.97 ------ ------ 76.84 33.10 11.28 33.25 0.00 102 61 AVERAGE

Mode	148	
	Band Edge - R	
	U-NII-2C_5.47-5.725_802.11n HT20_CH116_Full RU_5580MHz	
ANT	2	
Pol.	Horizontal	Fundamental
Peak	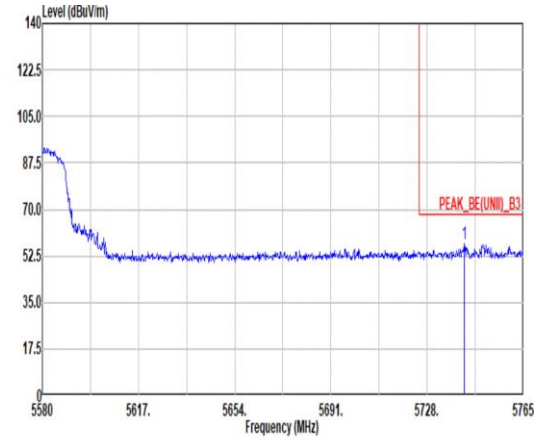 Site : 03CH12-HY Condition: PEAK_BE(UNII)_B3 3m 9120D-02114-240711 HORIZONTAL : RBW:1000.000kHz VBW:3000.000kHz SWT:Auto Freq Level Limit Line Margin Read Level Ant Factor Cable Loss Preamp Factor Aux Factor APos TPos Remark MHz dBuV/m dBuV/m dB dBuV dB/m dB dB dB cm deg 1 5742.43 57.16 68.20 -11.04 45.62 33.77 11.18 33.41 0.00 102 61 PEAK	Blank

Mode	148	
	Band Edge - L	
	U-NII-2C_5.47-5.725_802.11n HT20_CH116_Full RU_5580MHz	
ANT	2	
Pol.	Vertical	Fundamental
Peak	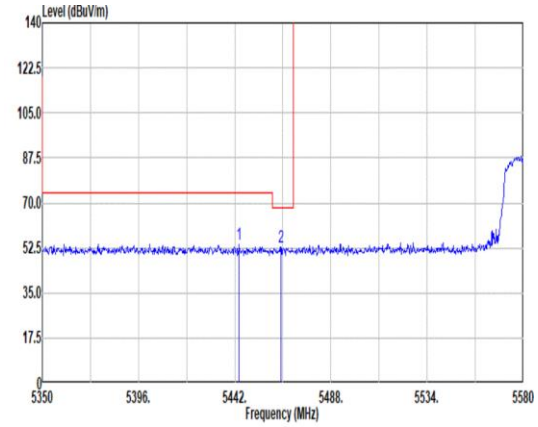 Site : 03CH12-HY Condition: PEAK_BE(UNII)_B3 3m 9120D-02114-240711 VERTICAL : RBW:1000.000kHz VBW:3000.000kHz SWT:Auto Freq Level Limit Line Margin Read Level Ant Factor Cable Loss Preamp Factor Aux Factor APos TPos Remark MHz dBuV/m dBuV/m dB dBuV dB/m dB dB dB cm deg 1 5444.07 53.87 74.00 -20.13 42.31 33.00 11.71 33.15 0.00 113 117 PEAK 2 5464.08 52.70 68.20 -15.50 41.20 33.06 11.60 33.16 0.00 113 117 PEAK	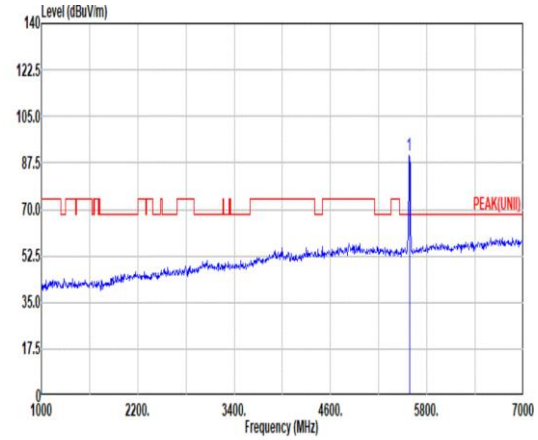 Site : 03CH12-HY Condition: PEAK(UNII) 3m 9120D-02114-240711 VERTICAL : RBW:1000.000kHz VBW:3000.000kHz SWT:Auto Freq Level Limit Line Margin Read Level Ant Factor Cable Loss Preamp Factor Aux Factor APos TPos Remark MHz dBuV/m dBuV/m dB dBuV dB/m dB dB dB cm deg 1 5580.00 90.30 ------ ------ 79.17 33.10 11.28 33.25 0.00 113 117 PEAK
Avg	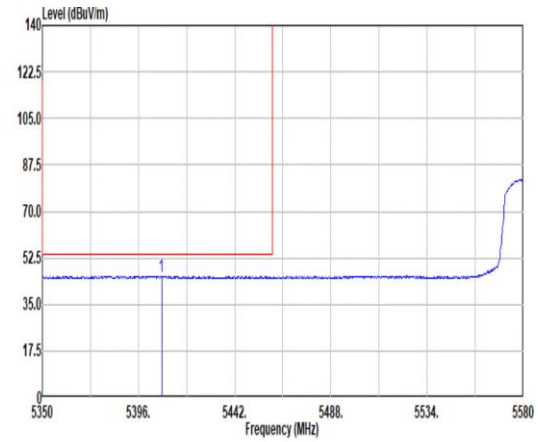 Site : 03CH12-HY Condition: AVG_BE(UNII)_B3 3m 9120D-02114-240711 VERTICAL : RBW:1000.000kHz VBW:1.200kHz SWT:Auto Freq Level Limit Line Margin Read Level Ant Factor Cable Loss Preamp Factor Aux Factor APos TPos Remark MHz dBuV/m dBuV/m dB dBuV dB/m dB dB dB cm deg 1 5407.04 45.50 54.00 -8.50 33.72 33.00 11.92 33.14 0.00 113 117 AVERAGE	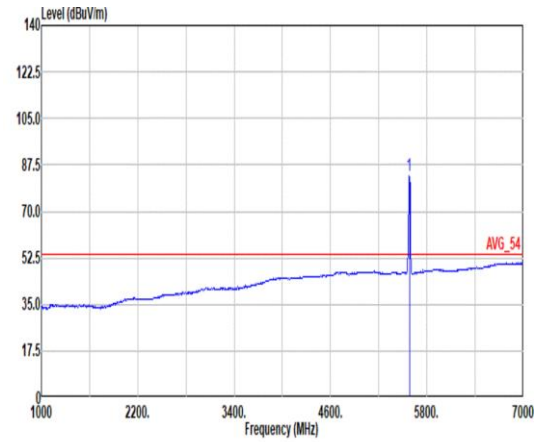 Site : 03CH12-HY Condition: AVG_54 3m 9120D-02114-240711 VERTICAL : RBW:1000.000kHz VBW:1.200kHz SWT:Auto Freq Level Limit Line Margin Read Level Ant Factor Cable Loss Preamp Factor Aux Factor APos TPos Remark MHz dBuV/m dBuV/m dB dBuV dB/m dB dB dB cm deg 1 5580.00 83.37 ------ ------ 72.24 33.10 11.28 33.25 0.00 113 117 AVERAGE

Mode	148	
	Band Edge - R	
	U-NII-2C_5.47-5.725_802.11n HT20_CH116_Full RU_5580MHz	
ANT	2	
Pol.	Vertical	Fundamental
Peak	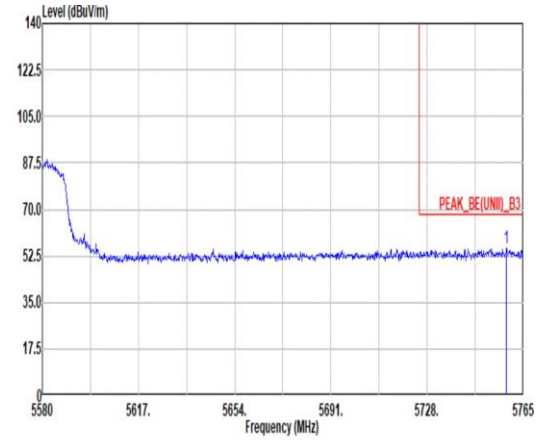 Site : 03CH12-HY Condition: PEAK_BE(UNII)_B3 3m 9120D-02114-240711 VERTICAL : RBW:1000.000kHz VBW:3000.000kHz SWT:Auto Freq Level Limit Line Margin Read Level Ant Factor Cable Loss Preamp Factor Aux Factor APos TPos Remark MHz dBuV/m dBuV/m dB dBuV dB/m dB dB dB cm deg 1 5758.53 55.48 68.20 -12.72 43.90 33.83 11.18 33.43 0.00 113 117 PEAK	Blank

Mode	148	
	Harmonic	
	U-NII-2C_5.47-5.725_802.11n HT20_CH116_Full RU_5580MHz	
ANT	2	
Pol.	Horizontal	Vertical
Peak Avg	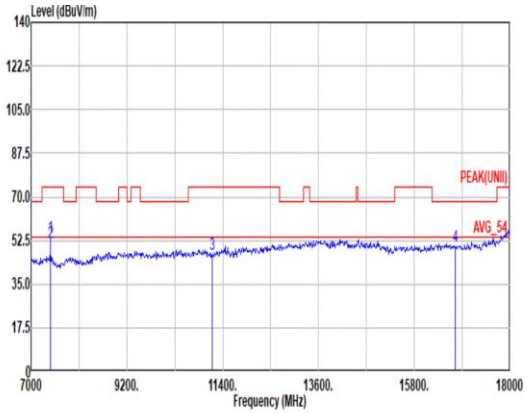 Site : 03CH12-HY Condition: PEAK(UNII) 3m 9120D-02114-240711 HORIZONTAL Freq Level Limit Line Margin Read Level Ant Factor Cable Loss Preamp Factor Aux Factor APos TPos Remark MHz dBuV/m dBuV/m dB dBuV dB/m dB dB dB cm deg 1 7440.00 54.15 74.00 -19.85 68.36 36.68 14.49 66.14 0.76 394 307 Peak 2 7440.00 51.69 54.00 -2.31 65.90 36.68 14.49 66.14 0.76 394 307 Average 3 11160.00 47.08 74.00 -26.92 57.04 38.90 17.71 66.85 0.28 -- -- PEAK 4 16740.00 50.09 68.20 -18.11 55.67 38.12 22.63 66.79 0.46 -- -- PEAK	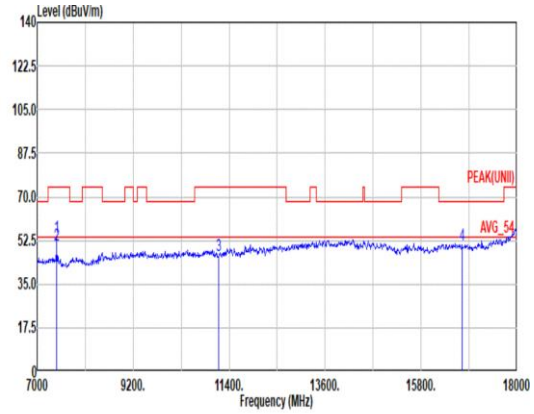 Site : 03CH12-HY Condition: PEAK(UNII) 3m 9120D-02114-240711 VERTICAL Freq Level Limit Line Margin Read Level Ant Factor Cable Loss Preamp Factor Aux Factor APos TPos Remark MHz dBuV/m dBuV/m dB dBuV dB/m dB dB dB cm deg 1 7440.00 53.81 74.00 -20.19 68.02 36.68 14.49 66.14 0.76 100 267 Peak 2 7440.00 50.95 54.00 -3.05 65.16 36.68 14.49 66.14 0.76 100 267 Average 3 11160.00 46.75 74.00 -27.25 56.71 38.90 17.71 66.85 0.28 -- -- PEAK 4 16740.00 50.73 68.20 -17.47 56.31 38.12 22.63 66.79 0.46 -- -- PEAK

Mode	148	
	Harmonic	
	U-NII-2C_5.47-5.725_802.11n HT20_CH116_Full RU_5580MHz	
ANT	2	
Pol.	Horizontal	Vertical
14.47G ~14.5G Avg	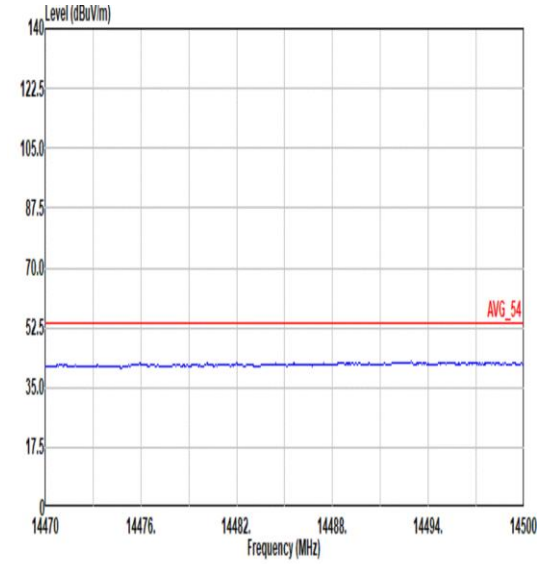 Site : 03CH12-HY Condition: AVG_54 3m 9120D-02114-240711 HORIZONTAL	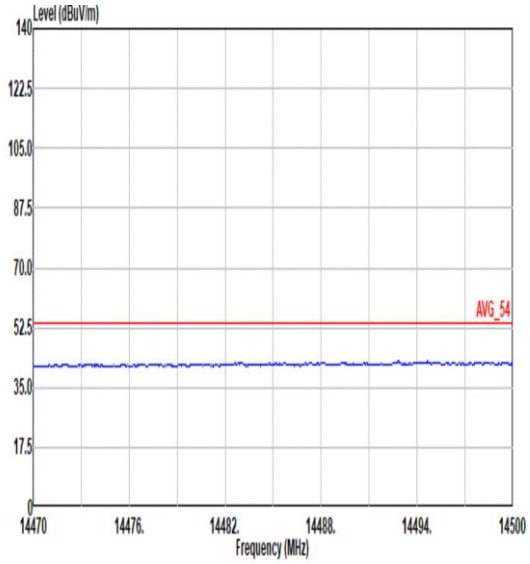 Site : 03CH12-HY Condition: AVG_54 3m 9120D-02114-240711 VERTICAL
17.7G ~18G Avg	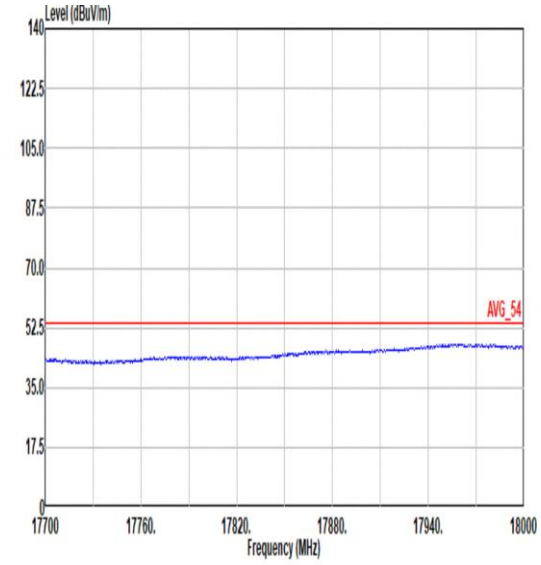 Site : 03CH12-HY Condition: AVG_54 3m 9120D-02114-240711 HORIZONTAL	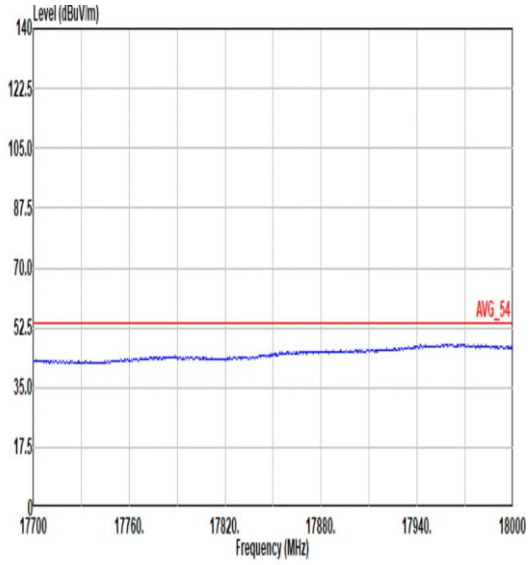 Site : 03CH12-HY Condition: AVG_54 3m 9120D-02114-240711 VERTICAL

Mode	149	
	Band Edge	
	U-NII-2C_5.47-5.725_802.11n HT20_CH140_Full RU_5700MHz	
ANT	2	
Pol.	Horizontal	Fundamental
Peak	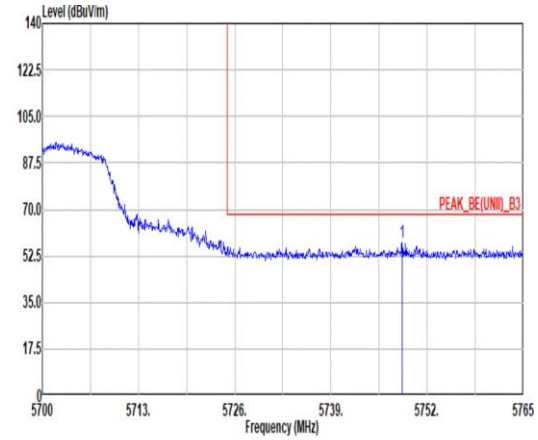 Site : 03CH12-HY Condition: PEAK_BE(UNII)_B3 3m 9120D-02114-240711 HORIZONTAL : RBW:1000.000kHz VBW:3000.000kHz SWT:Auto Freq Level Limit Line Margin Read Level Ant Factor Cable Loss Preamp Factor Aux Factor APos TPos Remark MHz dBuV/m dBuV/m dB dBuV dB/m dB dB dB cm deg 1 5748.62 57.54 68.20 -10.66 45.99 33.79 11.18 33.42 0.00 113 104 PEAK	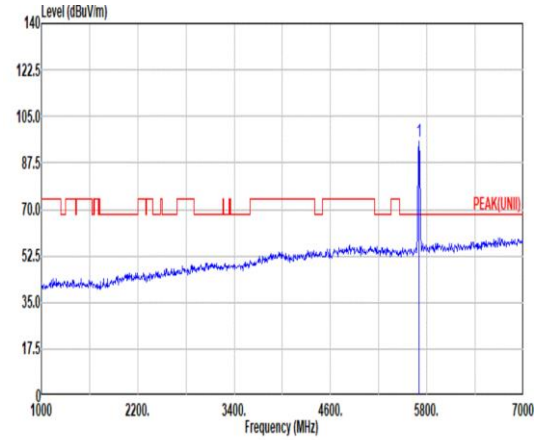 Site : 03CH12-HY Condition: PEAK(UNII) 3m 9120D-02114-240711 HORIZONTAL : RBW:1000.000kHz VBW:3000.000kHz SWT:Auto Freq Level Limit Line Margin Read Level Ant Factor Cable Loss Preamp Factor Aux Factor APos TPos Remark MHz dBuV/m dBuV/m dB dBuV dB/m dB dB dB cm deg 1 5700.00 95.39 ------ ------ 83.98 33.58 11.20 33.37 0.00 113 104 PEAK
Avg	Blank	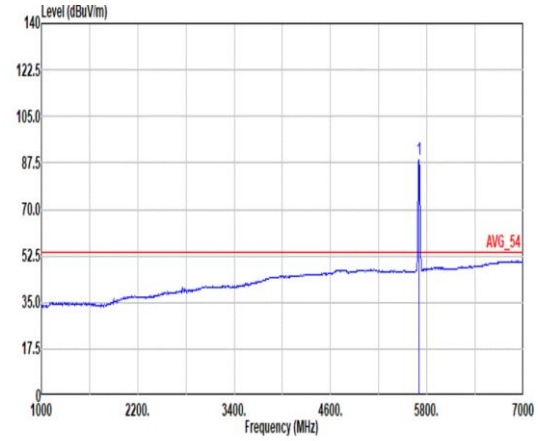 Site : 03CH12-HY Condition: AVG_54 3m 9120D-02114-240711 HORIZONTAL : RBW:1000.000kHz VBW:1.200kHz SWT:Auto Freq Level Limit Line Margin Read Level Ant Factor Cable Loss Preamp Factor Aux Factor APos TPos Remark MHz dBuV/m dBuV/m dB dBuV dB/m dB dB dB cm deg 1 5700.00 89.02 ------ ------ 77.57 33.62 11.20 33.37 0.00 113 104 AVERAGE

Mode	149	
	Band Edge	
	U-NII-2C_5.47-5.725_802.11n HT20_CH140_Full RU_5700MHz	
ANT	2	
Pol.	Vertical	Fundamental
Peak	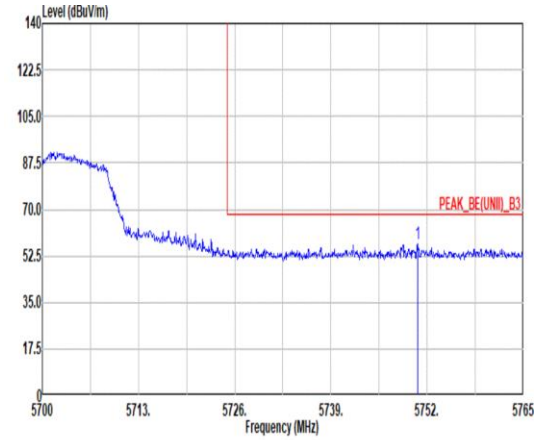 Site : 03CH12-HY Condition: PEAK_BE(UNII)_B3 3m 9120D-02114-240711 VERTICAL : RBW:1000.000kHz VBW:3000.000kHz SWT:Auto Freq Level Limit Line Margin Read Level Ant Factor Cable Loss Preamp Factor Aux Factor APos TPos Remark MHz dBuV/m dBuV/m dB dBuV dB/m dB dB dB cm deg 1 5750.77 57.26 68.20 -10.94 45.70 33.80 11.18 33.42 0.00 315 79 PEAK	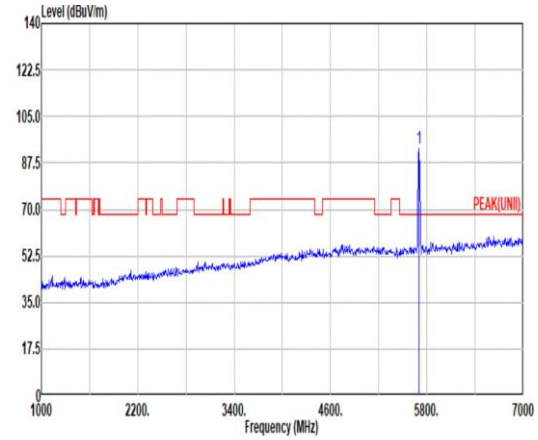 Site : 03CH12-HY Condition: PEAK(UNII) 3m 9120D-02114-240711 VERTICAL : RBW:1000.000kHz VBW:3000.000kHz SWT:Auto Freq Level Limit Line Margin Read Level Ant Factor Cable Loss Preamp Factor Aux Factor APos TPos Remark MHz dBuV/m dBuV/m dB dBuV dB/m dB dB dB cm deg 1 5700.00 92.80 ------ ------ 81.39 33.58 11.20 33.37 0.00 315 79 PEAK
Avg	Blank	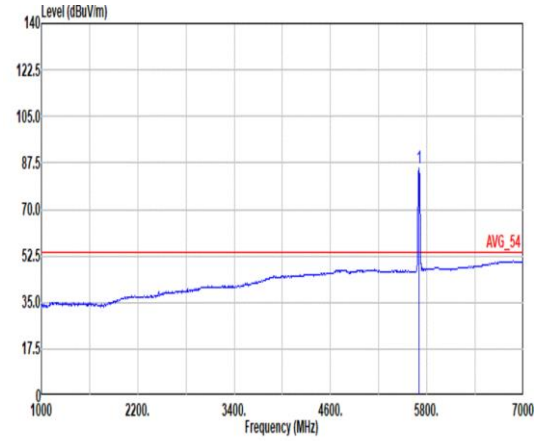 Site : 03CH12-HY Condition: AVG_54 3m 9120D-02114-240711 VERTICAL : RBW:1000.000kHz VBW:1.200kHz SWT:Auto Freq Level Limit Line Margin Read Level Ant Factor Cable Loss Preamp Factor Aux Factor APos TPos Remark MHz dBuV/m dBuV/m dB dBuV dB/m dB dB dB cm deg 1 5700.00 85.37 ------ ------ 73.96 33.58 11.20 33.37 0.00 315 79 AVERAGE

Mode	149	
	Harmonic	
	U-NII-2C_5.47-5.725_802.11n HT20_CH140_Full RU_5700MHz	
ANT	2	
Pol.	Horizontal	Vertical
Peak Avg	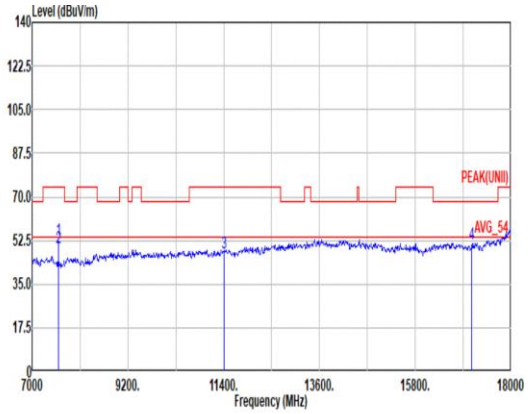 Site : 03CH12-HY Condition: PEAK(UNII) 3m 9120D-02114-240711 HORIZONTAL Freq Level Limit Line Margin Read Level Ant Factor Cable Loss Preamp Factor Aux Factor APos TPos Remark MHz dBuV/m dBuV/m dB dBuV dB/m dB dB dB cm deg 1 7600.00 52.61 74.00 -21.39 67.40 36.40 14.51 66.24 0.54 390 300 Peak 2 7600.00 49.54 54.00 -4.46 64.33 36.40 14.51 66.24 0.54 390 300 Average 3 11400.00 47.74 74.00 -26.26 56.68 39.20 18.19 66.62 0.29 -- -- Peak 4 17100.00 51.10 68.20 -17.10 56.71 38.00 22.84 66.96 0.51 -- -- PEAK	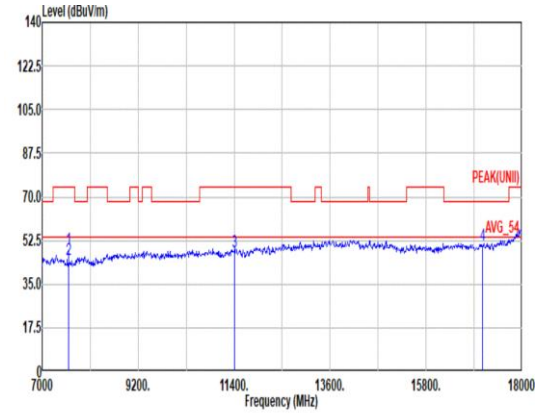 Site : 03CH12-HY Condition: PEAK(UNII) 3m 9120D-02114-240711 VERTICAL Freq Level Limit Line Margin Read Level Ant Factor Cable Loss Preamp Factor Aux Factor APos TPos Remark MHz dBuV/m dBuV/m dB dBuV dB/m dB dB dB cm deg 1 7600.00 49.10 74.00 -24.90 63.89 36.40 14.51 66.24 0.54 100 87 Peak 2 7600.00 44.65 54.00 -9.35 59.44 36.40 14.51 66.24 0.54 100 87 Average 3 11400.00 47.95 74.00 -26.05 56.89 39.20 18.19 66.62 0.29 -- -- Peak 4 17100.00 50.54 68.20 -17.66 56.15 38.00 22.84 66.96 0.51 -- -- PEAK

Mode	149	
	Harmonic	
	U-NII-2C_5.47-5.725_802.11n HT20_CH140_Full RU_5700MHz	
ANT	2	
Pol.	Horizontal	Vertical
14.47G ~14.5G Avg	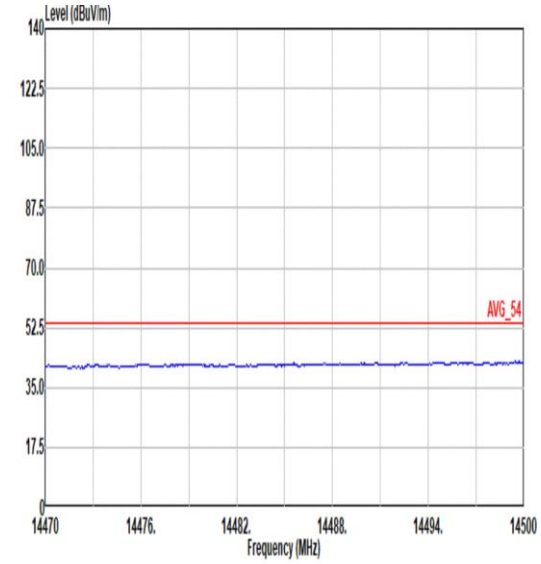 Site : 03CH12-HY Condition: AVG_54 3m 9120D-02114-240711 HORIZONTAL	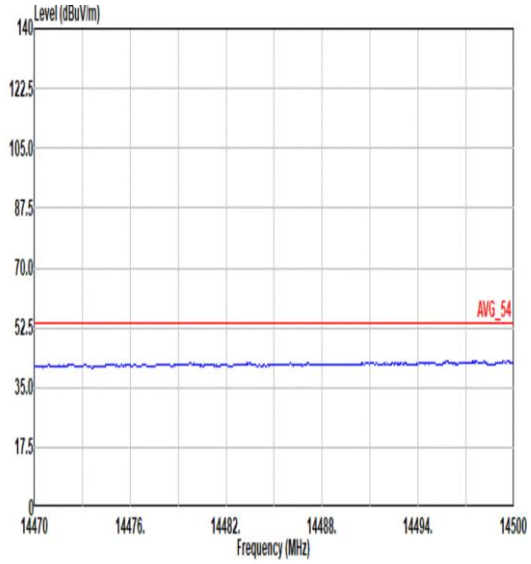 Site : 03CH12-HY Condition: AVG_54 3m 9120D-02114-240711 VERTICAL
17.7G ~18G Avg	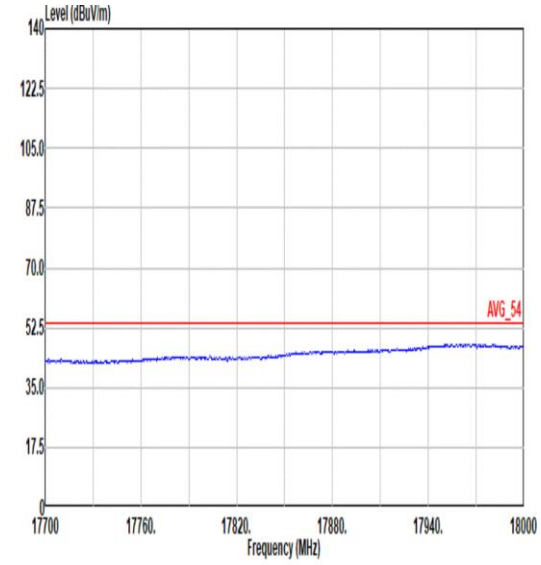 Site : 03CH12-HY Condition: AVG_54 3m 9120D-02114-240711 HORIZONTAL	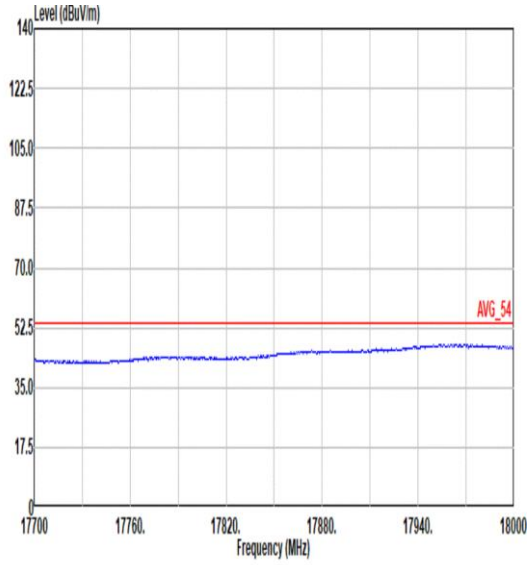 Site : 03CH12-HY Condition: AVG_54 3m 9120D-02114-240711 VERTICAL

Test Engineer :	Jack Cheng, Ray Lung and Sky Chang	Temperature :	18.5~24.3°C
		Relative Humidity :	52~71%

Note symbol

-L	**Low channel location**
-R	**High channel location**

E2-1. Radiated Spurious Emission Test Modes

Mode	Band	Band (GHz)	Antenna	Modulation	Channel	Frequency	Data Rate	RU	Remark
Mode 48	U-NII-3	5.725-5.85	1	802.11a	149	5745	6Mbps	-	-
Mode 49	U-NII-3	5.725-5.85	1	802.11a	157	5785	6Mbps	-	-
Mode 50	U-NII-3	5.725-5.85	1	802.11a	165	5825	6Mbps	-	-
Mode 51	U-NII-3	5.725-5.85	1	802.11ax HE20	149	5745	MCS0	Full RU	-
Mode 52	U-NII-3	5.725-5.85	1	802.11ax HE20	157	5785	MCS0	Full RU	-
Mode 53	U-NII-3	5.725-5.85	1	802.11ax HE20	165	5825	MCS0	Full RU	-
Mode 54	U-NII-3	5.725-5.85	1	802.11ax HE20	149	5745	MCS0	26/0 RU	-
Mode 55	U-NII-3	5.725-5.85	1	802.11ax HE20	149	5745	MCS0	52/37 RU	-
Mode 56	U-NII-3	5.725-5.85	1	802.11ax HE20	149	5745	MCS0	106//53 RU	-
Mode 57	U-NII-3	5.725-5.85	1	802.11ax HE20	157	5785	MCS0	26/4 RU	-
Mode 58	U-NII-3	5.725-5.85	1	802.11ax HE20	157	5785	MCS0	52/38 RU	-
Mode 59	U-NII-3	5.725-5.85	1	802.11ax HE20	157	5785	MCS0	106/53 RU	-
Mode 60	U-NII-3	5.725-5.85	1	802.11ax HE20	165	5825	MCS0	26/8 RU	-
Mode 61	U-NII-3	5.725-5.85	1	802.11ax HE20	165	5825	MCS0	52/40 RU	-
Mode 62	U-NII-3	5.725-5.85	1	802.11ax HE20	165	5825	MCS0	106/54 RU	-
Mode 63	U-NII-3	5.725-5.85	1	802.11ax HE20	149	5745	MCS0	106//53 RU	SHF
Mode 64	U-NII-3	5.725-5.85	1	802.11ax HE20	149	5745	MCS0	106//53 RU	LF
Mode 112	U-NII-3	5.725-5.85	2	802.11a	149	5745	6Mbps	-	-
Mode 113	U-NII-3	5.725-5.85	2	802.11a	157	5785	6Mbps	-	-
Mode 114	U-NII-3	5.725-5.85	2	802.11a	165	5825	6Mbps	-	-
Mode 115	U-NII-3	5.725-5.85	2	802.11ax HE20	149	5745	MCS0	Full RU	-
Mode 116	U-NII-3	5.725-5.85	2	802.11ax HE20	157	5785	MCS0	Full RU	-

Mode	Band	Band (GHz)	Antenna	Modulation	Channel	Frequency	Data Rate	RU	Remark
Mode 117	U-NII-3	5.725-5.85	2	802.11ax HE20	165	5825	MCS0	Full RU	-
Mode 118	U-NII-3	5.725-5.85	2	802.11ax HE20	149	5745	MCS0	26/0 RU	-
Mode 119	U-NII-3	5.725-5.85	2	802.11ax HE20	149	5745	MCS0	52/37 RU	-
Mode 120	U-NII-3	5.725-5.85	2	802.11ax HE20	149	5745	MCS0	106//53 RU	-
Mode 121	U-NII-3	5.725-5.85	2	802.11ax HE20	157	5785	MCS0	26/4 RU	-
Mode 122	U-NII-3	5.725-5.85	2	802.11ax HE20	157	5785	MCS0	52/38 RU	-
Mode 123	U-NII-3	5.725-5.85	2	802.11ax HE20	157	5785	MCS0	106/53 RU	-
Mode 124	U-NII-3	5.725-5.85	2	802.11ax HE20	165	5825	MCS0	26/8 RU	-
Mode 125	U-NII-3	5.725-5.85	2	802.11ax HE20	165	5825	MCS0	52/40 RU	-
Mode 126	U-NII-3	5.725-5.85	2	802.11ax HE20	165	5825	MCS0	106/54 RU	-
Mode 127	U-NII-3	5.725-5.85	2	802.11ax HE20	149	5745	MCS0	106//53 RU	SHF
Mode 128	U-NII-3	5.725-5.85	2	802.11ax HE20	149	5745	MCS0	106//53 RU	LF
Mode 138	U-NII-3	5.725-5.85	1	802.11n HT20	149	5745	MCS0	Full RU	-
Mode 139	U-NII-3	5.725-5.85	1	802.11n HT20	157	5785	MCS0	Full RU	-
Mode 140	U-NII-3	5.725-5.85	1	802.11n HT20	165	5825	MCS0	Full RU	-
Mode 150	U-NII-3	5.725-5.85	2	802.11n HT20	149	5745	MCS0	-	-
Mode 151	U-NII-3	5.725-5.85	2	802.11n HT20	157	5785	MCS0	-	-
Mode 152	U-NII-3	5.725-5.85	2	802.11n HT20	165	5825	MCS0	-	-

E2-2. Summary of each worse mode

Mode	Modulation	Ch.	Freq. (MHz)	Level (dBuV/m)	Limit (dBuV/m)	Margin (dB)	Pol.	Peak Avg.	Result	RU	Remark
48	802.11a	149	5644.23	48.88	68.20	-19.32	V	Peak	Pass	-	Band Edge
	802.11a	149	7660.00	48.50	54.00	-5.50	H	Avg.	Pass	-	Harmonic
49	802.11a	157	5944.89	50.24	68.20	-17.96	V	Peak	Pass	-	Band Edge
	802.11a	157	7713.00	48.43	54.00	-5.57	H	Avg.	Pass	-	Harmonic
50	802.11a	165	5934.38	50.00	68.20	-18.20	V	Peak	Pass	-	Band Edge
	802.11a	165	11650.00	40.37	54.00	-13.63	V	Avg.	Pass	-	Harmonic
51	802.11ax HE20	149	5647.85	49.11	68.20	-19.09	V	Peak	Pass	Full RU	Band Edge
	802.11ax HE20	149	7660.00	48.35	54.00	-5.65	H	Avg.	Pass	Full RU	Harmonic
52	802.11ax HE20	157	5939.11	49.25	68.20	-18.95	V	Peak	Pass	Full RU	Band Edge
	802.11ax HE20	157	7715.00	48.13	54.00	-5.87	H	Avg.	Pass	Full RU	Harmonic
53	802.11ax HE20	165	5938.75	50.08	68.20	-18.12	V	Peak	Pass	Full RU	Band Edge
	802.11ax HE20	165	11650.00	40.49	54.00	-13.51	H	Avg.	Pass	Full RU	Harmonic
54	802.11ax HE20	149	5609.72	48.54	68.20	-19.66	V	Peak	Pass	26/0 RU	Band Edge
	802.11ax HE20	149	11490.00	40.01	54.00	-13.99	H	Avg.	Pass	26/0 RU	Harmonic
55	802.11ax HE20	149	5600.29	48.11	68.20	-20.09	V	Peak	Pass	52/37 RU	Band Edge
	802.11ax HE20	149	7660.00	49.37	54.00	-4.63	H	Avg.	Pass	52/37 RU	Harmonic
56	802.11ax HE20	149	5618.71	48.70	68.20	-19.50	V	Peak	Pass	106//53 RU	Band Edge
	802.11ax HE20	149	7660.00	49.68	54.00	-4.32	H	Avg.	Pass	106//53 RU	Harmonic
57	802.11ax HE20	157	5934.16	50.60	68.20	-17.60	V	Peak	Pass	26/4 RU	Band Edge
	802.11ax HE20	157	11570.00	47.51	54.00	-6.49	H	Avg.	Pass	26/4 RU	Harmonic
58	802.11ax HE20	157	5927.89	50.31	68.20	-17.89	V	Peak	Pass	52/38 RU	Band Edge
	802.11ax HE20	157	7713.00	49.15	54.00	-4.85	H	Avg.	Pass	52/38 RU	Harmonic
59	802.11ax HE20	157	5614.99	49.01	68.20	-19.19	H	Peak	Pass	106/53 RU	Band Edge
	802.11ax HE20	157	7713.00	49.31	54.00	-4.69	H	Avg.	Pass	106/53 RU	Harmonic
60	802.11ax HE20	165	5940.50	50.57	68.20	-17.63	H	Peak	Pass	26/8 RU	Band Edge
	802.11ax HE20	165	11650.00	47.82	54.00	-6.18	H	Avg.	Pass	26/8 RU	Harmonic
61	802.11ax HE20	165	5932.50	49.53	68.20	-18.67	V	Peak	Pass	52/40 RU	Band Edge
	802.11ax HE20	165	11650.00	41.80	54.00	-12.20	H	Avg.	Pass	52/40 RU	Harmonic
62	802.11ax HE20	165	5937.50	49.93	68.20	-18.27	V	Peak	Pass	106/54 RU	Band Edge
	802.11ax HE20	165	11650.00	41.17	54.00	-12.83	H	Avg.	Pass	106/54 RU	Harmonic

Mode	Modulation	Ch.	Freq. (MHz)	Level (dBuV/m)	Limit (dBuV/m)	Margin (dB)	Pol.	Peak Avg.	Result	RU	Remark
63	SHF	149	39462.40	41.76	54.00	-12.24	V	Avg.	Pass	-	SHF
64	LF	149	799.21	36.73	46.00	-9.27	V	Peak	Pass	-	LF
112	802.11a	149	5605.37	49.32	68.20	-18.88	H	Peak	Pass	-	Band Edge
	802.11a	149	7660.00	49.10	54.00	-4.90	H	Avg.	Pass	-	Harmonic
113	802.11a	157	5949.18	49.93	68.20	-18.27	H	Peak	Pass	-	Band Edge
	802.11a	157	7713.00	48.44	54.00	-5.56	H	Avg.	Pass	-	Harmonic
114	802.11a	165	5931.00	49.96	68.20	-18.24	H	Peak	Pass	-	Band Edge
	802.11a	165	11650.00	41.08	54.00	-12.92	H	Avg.	Pass	-	Harmonic
115	802.11ax HE20	149	5638.57	48.90	68.20	-19.30	V	Peak	Pass	Full RU	Band Edge
	802.11ax HE20	149	7660.00	49.08	54.00	-4.92	H	Avg.	Pass	Full RU	Harmonic
116	802.11ax HE20	157	5937.96	49.82	68.20	-18.38	H	Peak	Pass	Full RU	Band Edge
	802.11ax HE20	157	7713.00	48.41	54.00	-5.59	H	Avg.	Pass	Full RU	Harmonic
117	802.11ax HE20	165	5936.00	49.76	68.20	-18.44	V	Peak	Pass	Full RU	Band Edge
	802.11ax HE20	165	11650.00	40.89	54.00	-13.11	V	Avg.	Pass	Full RU	Harmonic
118	802.11ax HE20	149	5600.73	48.43	68.20	-19.77	H	Peak	Pass	26/0 RU	Band Edge
	802.11ax HE20	149	7660.00	49.77	54.00	-4.23	H	Avg.	Pass	26/0 RU	Harmonic
119	802.11ax HE20	149	5648.14	48.63	68.20	-19.57	V	Peak	Pass	52/37 RU	Band Edge
	802.11ax HE20	149	7660.00	49.76	54.00	-4.24	H	Avg.	Pass	52/37 RU	Harmonic
120	802.11ax HE20	149	5603.34	49.45	68.20	-18.75	H	Peak	Pass	106//53 RU	Band Edge
	802.11ax HE20	149	7660.00	49.95	54.00	-4.05	H	Avg.	Pass	106//53 RU	Harmonic
121	802.11ax HE20	157	5948.85	48.93	68.20	-19.27	H	Peak	Pass	26/4 RU	Band Edge
	802.11ax HE20	157	7715.00	49.37	54.00	-4.63	H	Avg.	Pass	26/4 RU	Harmonic
122	802.11ax HE20	157	5941.26	49.59	68.20	-18.61	V	Peak	Pass	52/38 RU	Band Edge
	802.11ax HE20	157	7715.00	49.64	54.00	-4.36	H	Avg.	Pass	52/38 RU	Harmonic
123	802.11ax HE20	157	5934.00	50.47	68.20	-17.73	H	Peak	Pass	106/53 RU	Band Edge
	802.11ax HE20	157	7713.00	49.11	54.00	-4.89	H	Avg.	Pass	106/53 RU	Harmonic
124	802.11ax HE20	165	5944.88	49.55	68.20	-18.65	H	Peak	Pass	26/8 RU	Band Edge
	802.11ax HE20	165	11650.00	40.78	54.00	-13.22	V	Avg.	Pass	26/8 RU	Harmonic
125	802.11ax HE20	165	5929.38	49.78	68.20	-18.42	H	Peak	Pass	52/40 RU	Band Edge
	802.11ax HE20	165	11650.00	41.03	54.00	-12.97	V	Avg.	Pass	52/40 RU	Harmonic
126	802.11ax HE20	165	5948.63	49.77	68.20	-18.43	H	Peak	Pass	106/54 RU	Band Edge
	802.11ax HE20	165	11650.00	41.23	54.00	-12.77	V	Avg.	Pass	106/54 RU	Harmonic

Mode	Modulation	Ch.	Freq. (MHz)	Level (dBuV/m)	Limit (dBuV/m)	Margin (dB)	Pol.	Peak Avg.	Result	RU	Remark
127	SHF	149	38814.36	42.37	54.00	-11.63	V	Avg.	Pass	-	SHF
128	LF	149	796.30	37.06	46.00	-8.94	V	Peak	Pass	-	LF
138	802.11n HT20	149	5621.17	48.52	68.20	-19.68	V	Peak	Pass	Full RU	Band Edge
	802.11n HT20	149	7660.00	48.43	54.00	-5.57	H	Avg.	Pass	Full RU	Harmonic
139	802.11n HT20	157	5941.59	50.49	68.20	-17.71	H	Peak	Pass	Full RU	Band Edge
	802.11n HT20	157	7715.00	47.92	54.00	-6.08	H	Avg.	Pass	Full RU	Harmonic
140	802.11n HT20	165	5929.13	50.96	68.20	-17.24	H	Peak	Pass	Full RU	Band Edge
	802.11n HT20	165	11650.00	42.46	54.00	-11.54	H	Avg.	Pass	Full RU	Harmonic
150	802.11n HT20	149	5631.76	48.71	68.20	-19.49	V	Peak	Pass	-	Band Edge
	802.11n HT20	149	7660.00	49.82	54.00	-4.18	H	Avg.	Pass	-	Harmonic
151	802.11n HT20	157	5927.07	50.16	68.20	-18.04	H	Peak	Pass	-	Band Edge
	802.11n HT20	157	7715.00	49.52	54.00	-4.48	H	Avg.	Pass	-	Harmonic
152	802.11n HT20	165	5928.50	50.06	68.20	-18.14	V	Peak	Pass	-	Band Edge
	802.11n HT20	165	11650.00	40.43	54.00	-13.57	H	Avg.	Pass	-	Harmonic

Mode	48	
	Band Edge	
	U-NII-3_5.725-5.85_802.11a_CH149_5745MHz	
ANT	1	
Pol.	Horizontal	Fundamental
Peak	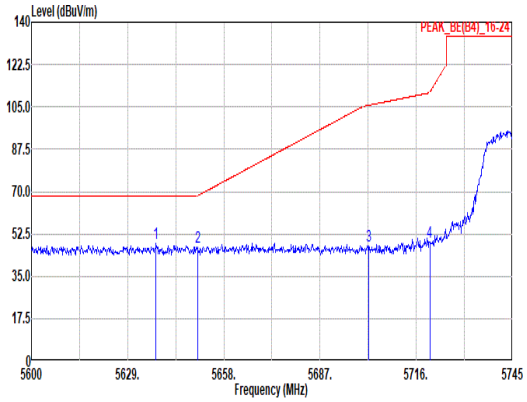 Site : 03CH21-HY Condition: PEAK_BE(B4)_16-24 3m DRH18-E_LE2C03A18EN_240711 HORIZONTAL : RBW:1000.000kHz VBW:3000.000kHz SWT:Auto Freq Level Limit Line Margin Read Level Ant Factor Cable Loss Preamp Factor Aux Factor APos TPos Remark MHz dBuV/m dBuV/m dB dBuV dB/m dB dB dB cm deg 1 5637.56 48.50 68.20 -19.70 37.09 33.13 13.60 35.32 0.00 128 333 PEAK 2 5650.03 46.86 68.22 -21.36 35.38 33.20 13.61 35.33 0.00 128 333 PEAK 3 5701.65 47.61 105.66 -58.05 35.79 33.51 13.67 35.36 0.00 128 333 PEAK 4 5720.06 48.91 110.94 -62.03 37.01 33.58 13.69 35.37 0.00 128 333 PEAK	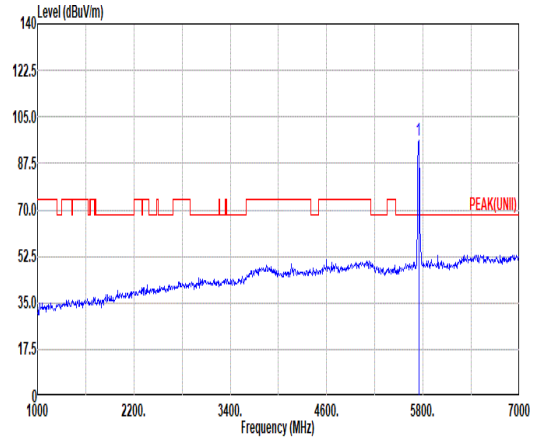 Site : 03CH21-HY Condition: PEAK(UNII) 3m DRH18-E_LE2C03A18EN_240711 HORIZONTAL : RBW:1000.000kHz VBW:3000.000kHz SWT:Auto Freq Level Limit Line Margin Read Level Ant Factor Cable Loss Preamp Factor Aux Factor APos TPos Remark MHz dBuV/m dBuV/m dB dBuV dB/m dB dB dB cm deg 1 5745.00 96.04 ------ ------ 84.01 33.68 13.73 35.38 0.00 128 333 PEAK
Avg	Blank	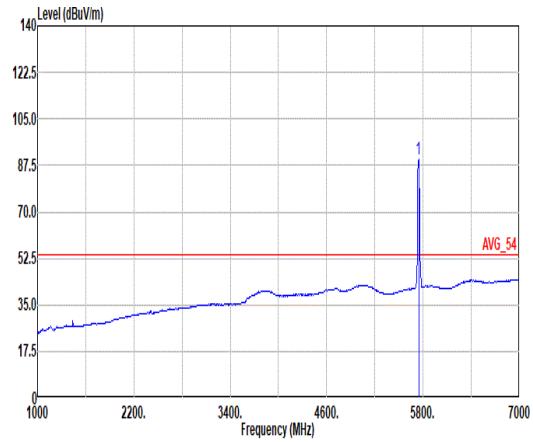 Site : 03CH21-HY Condition: AVG_54 3m DRH18-E_LE2C03A18EN_240711 HORIZONTAL : RBW:1000.000kHz VBW:1.100kHz SWT:Auto Freq Level Limit Line Margin Read Level Ant Factor Cable Loss Preamp Factor Aux Factor APos TPos Remark MHz dBuV/m dBuV/m dB dBuV dB/m dB dB dB cm deg 1 5745.00 89.67 ------ ------ 77.64 33.68 13.73 35.38 0.00 128 333 AVERAGE

Mode	48	
	Band Edge	
	U-NII-3_5.725-5.85_802.11a_CH149_5745MHz	
ANT	1	
Pol.	Vertical	Fundamental
Peak	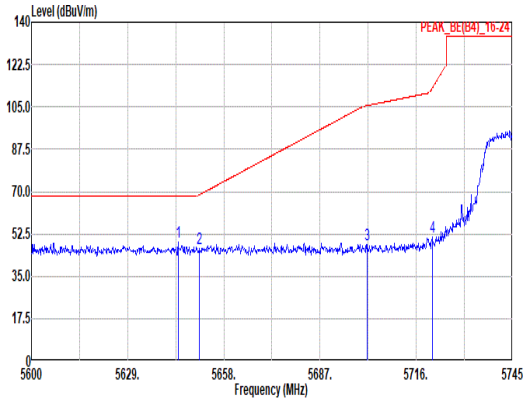 Site : 03CH21-HY Condition: PEAK_BE(B4)_16-24 3m DRH18-E_LE2C03A18EN_240711 VERTICAL : RBW:1000.000kHz VBW:3000.000kHz SWT:Auto Freq Level Limit Line Margin Read Level Ant Factor Cable Loss Preamp Factor Aux Factor APos TPos Remark MHz dBuV/m dBuV/m dB dBuV dB/m dB dB dB cm deg 1 5644.23 48.88 68.20 -19.32 37.44 33.17 13.60 35.33 0.00 327 299 PEAK 2 5650.61 46.57 68.65 -22.08 35.09 33.20 13.61 35.33 0.00 327 299 PEAK 3 5701.21 48.06 105.54 -57.48 36.25 33.50 13.67 35.36 0.00 327 299 PEAK 4 5720.79 51.22 112.59 -61.37 39.32 33.58 13.69 35.37 0.00 327 299 PEAK	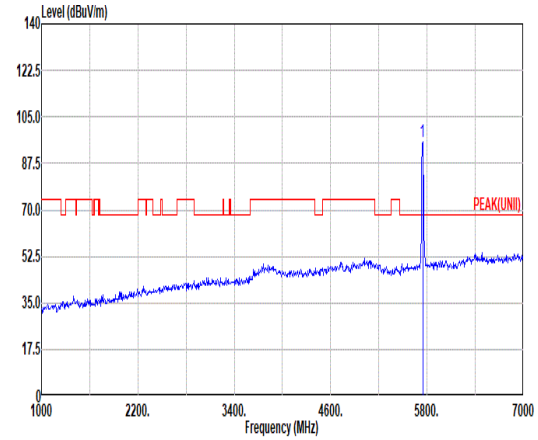 Site : 03CH21-HY Condition: PEAK(UNII) 3m DRH18-E_LE2C03A18EN_240711 VERTICAL : RBW:1000.000kHz VBW:3000.000kHz SWT:Auto Freq Level Limit Line Margin Read Level Ant Factor Cable Loss Preamp Factor Aux Factor APos TPos Remark MHz dBuV/m dBuV/m dB dBuV dB/m dB dB dB cm deg 1 5745.00 95.82 ------ ------ 83.79 33.68 13.73 35.38 0.00 327 299 PEAK
Avg	Blank	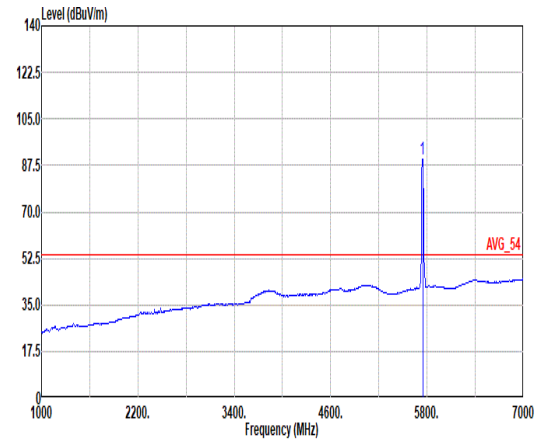 Site : 03CH21-HY Condition: AVG_54 3m DRH18-E_LE2C03A18EN_240711 VERTICAL : RBW:1000.000kHz VBW:1.100kHz SWT:Auto Freq Level Limit Line Margin Read Level Ant Factor Cable Loss Preamp Factor Aux Factor APos TPos Remark MHz dBuV/m dBuV/m dB dBuV dB/m dB dB dB cm deg 1 5745.00 89.82 ------ ------ 77.79 33.68 13.73 35.38 0.00 327 299 AVERAGE

Mode	48	
	Harmonic	
	U-NII-3_5.725-5.85_802.11a_CH149_5745MHz	
ANT	1	
Pol.	Horizontal	Vertical
Peak Avg	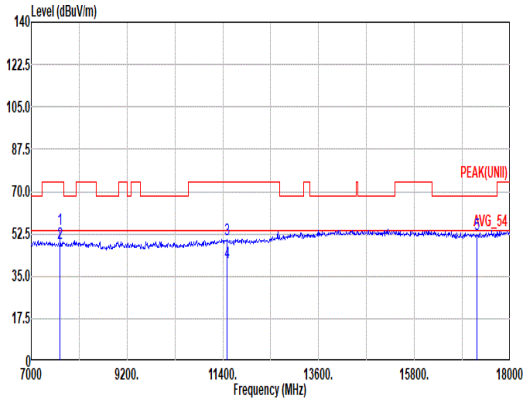 Site : 03CH21-HY Condition: PEAK(UNII) 3m DRH18-E_LE2C03A18EN_240711 HORIZONTAL Freq Level Limit Line Margin Read Level Ant Factor Cable Loss Preamp Factor Aux Factor APos TPos Remark MHz dBuV/m dBuV/m dB dBuV dB/m dB dB dB cm deg 1 7660.00 54.60 74.00 -19.40 37.95 36.58 16.31 37.04 0.80 315 115 PEAK 2 7660.00 48.50 54.00 -5.50 31.85 36.58 16.31 37.04 0.80 315 115 AVERAGE 3 11490.00 49.96 74.00 -24.04 32.52 38.50 19.50 41.00 0.44 -- -- PEAK 4 11490.00 40.46 54.00 -13.54 23.02 38.50 19.50 41.00 0.44 -- -- AVERAGE 5 17235.00 52.25 68.20 -15.95 34.88 39.87 24.01 46.97 0.46 -- -- PEAK	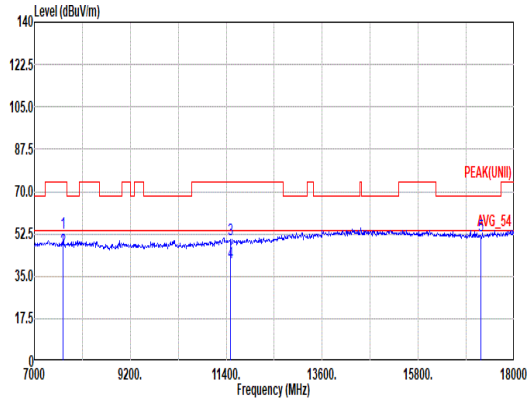 Site : 03CH21-HY Condition: PEAK(UNII) 3m DRH18-E_LE2C03A18EN_240711 VERTICAL Freq Level Limit Line Margin Read Level Ant Factor Cable Loss Preamp Factor Aux Factor APos TPos Remark MHz dBuV/m dBuV/m dB dBuV dB/m dB dB dB cm deg 1 7660.00 52.78 74.00 -21.22 36.13 36.58 16.31 37.04 0.80 311 260 PEAK 2 7660.00 46.03 54.00 -7.97 29.38 36.58 16.31 37.04 0.80 311 260 AVERAGE 3 11490.00 50.14 74.00 -23.86 32.70 38.50 19.50 41.00 0.44 -- -- PEAK 4 11490.00 40.57 54.00 -13.43 23.13 38.50 19.50 41.00 0.44 -- -- AVERAGE 5 17235.00 51.81 68.20 -16.39 34.44 39.87 24.01 46.97 0.46 -- -- PEAK

Mode	48	
	Harmonic	
	U-NII-3_5.725-5.85_802.11a_CH149_5745MHz	
ANT	1	
Pol.	Horizontal	Vertical
10.6G ~18G Avg	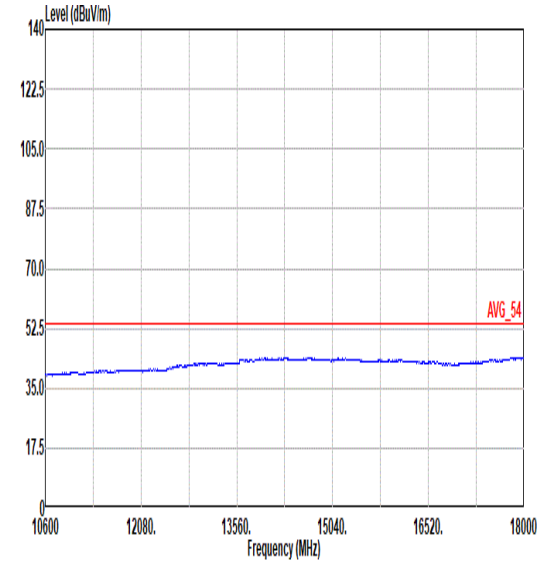 Site : 03CH21-HY Condition: AVG_54 3m DRH18-E_LE2C03A18EN_240711 HORIZONTAL	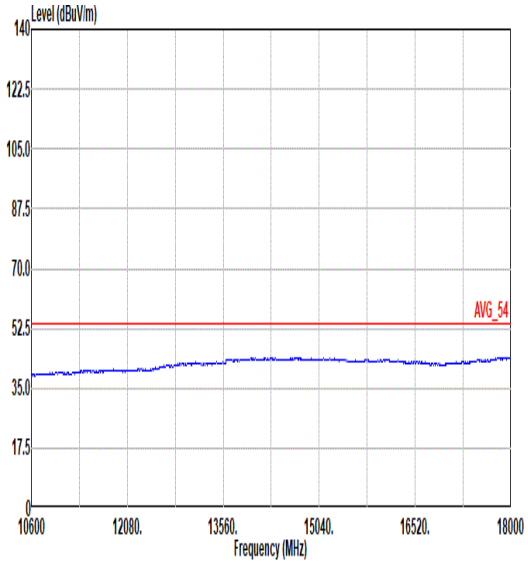 Site : 03CH21-HY Condition: AVG_54 3m DRH18-E_LE2C03A18EN_240711 VERTICAL

Mode	49	
	Band Edge - L	
	U-NII-3_5.725-5.85_802.11a_CH157_5785MHz	
ANT	1	
Pol.	Horizontal	Fundamental
Peak	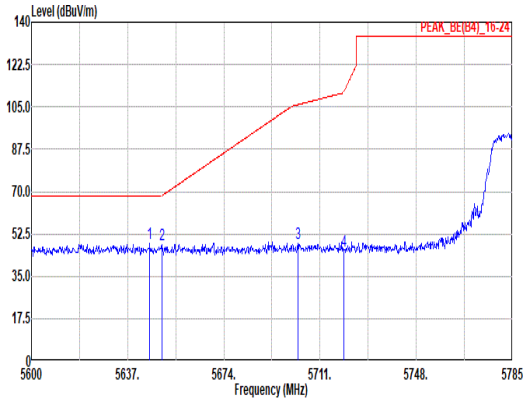 Site : 03CH21-HY Condition: PEAK_BE(B4)_16-24 3m DRH18-E_LE2C03A18EN_240711 HORIZONTAL : RBW:1000.000kHz VBW:3000.000kHz SWT:Auto Freq Level Limit Line Margin Read Level Ant Factor Cable Loss Preamp Factor Aux Factor APos TPos Remark MHz dBuV/m dBuV/m dB dBuV dB/m dB dB dB cm deg 1 5645.51 48.39 68.20 -19.81 36.95 33.17 13.60 35.33 0.00 105 285 PEAK 2 5650.14 48.23 68.30 -20.07 36.75 33.20 13.61 35.33 0.00 105 285 PEAK 3 5702.49 48.64 105.90 -57.26 36.82 33.51 13.67 35.36 0.00 105 285 PEAK 4 5720.07 45.55 110.95 -65.40 33.65 33.58 13.69 35.37 0.00 105 285 PEAK	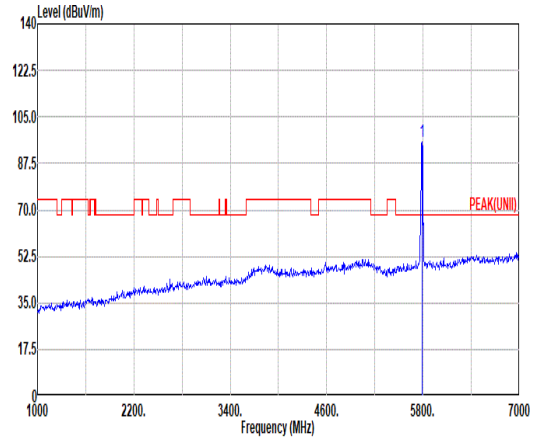 Site : 03CH21-HY Condition: PEAK(UNII) 3m DRH18-E_LE2C03A18EN_240711 HORIZONTAL : RBW:1000.000kHz VBW:3000.000kHz SWT:Auto Freq Level Limit Line Margin Read Level Ant Factor Cable Loss Preamp Factor Aux Factor APos TPos Remark MHz dBuV/m dBuV/m dB dBuV dB/m dB dB dB cm deg 1 5785.00 95.57 ------ ------ 83.50 33.70 13.78 35.41 0.00 105 285 PEAK
Avg	Blank	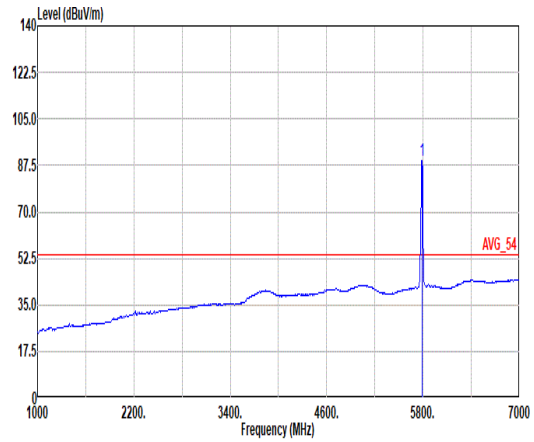 Site : 03CH21-HY Condition: AVG_54 3m DRH18-E_LE2C03A18EN_240711 HORIZONTAL : RBW:1000.000kHz VBW:1.100kHz SWT:Auto Freq Level Limit Line Margin Read Level Ant Factor Cable Loss Preamp Factor Aux Factor APos TPos Remark MHz dBuV/m dBuV/m dB dBuV dB/m dB dB dB cm deg 1 5785.00 89.09 ------ ------ 77.02 33.70 13.77 35.40 0.00 105 285 AVERAGE

Mode	49	
	Band Edge - R	
	U-NII-3_5.725-5.85_802.11a_CH157_5785MHz	
ANT	1	
Pol.	Horizontal	Fundamental
Peak	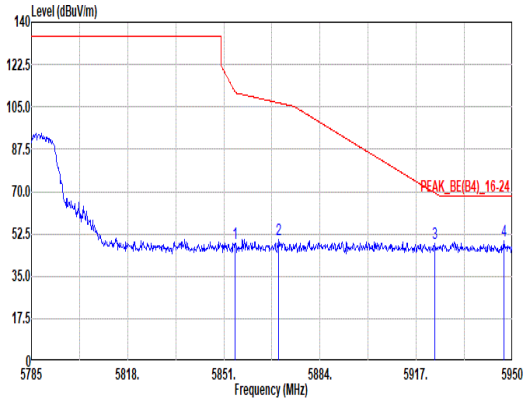 Site : 03CH21-HY Condition: PEAK_BE(B4)_16-24 3m DRH18-E_LE2C03A18EN_240711 HORIZONTAL : RBW:1000.000kHz VBW:3000.000kHz SWT:Auto Limit Read Ant Cable Preamp Aux APos TPos Freq Level Line Margin Level Factor Loss Factor Factor Remark MHz dBuV/m dBuV/m dB dBuV dB/m dB dB dB cm deg 1 5854.96 48.39 110.89 -62.50 36.27 33.70 13.86 35.44 0.00 105 285 PEAK 2 5869.81 50.06 106.65 -56.59 37.94 33.70 13.87 35.45 0.00 105 285 PEAK 3 5923.44 48.47 69.35 -20.88 36.36 33.65 13.94 35.48 0.00 105 285 PEAK 4 5947.20 49.77 68.20 -18.43 37.68 33.61 13.97 35.49 0.00 105 285 PEAK	Blank

Mode	49	
	Band Edge - L	
	U-NII-3_5.725-5.85_802.11a_CH157_5785MHz	
ANT	1	
Pol.	Vertical	Fundamental
Peak	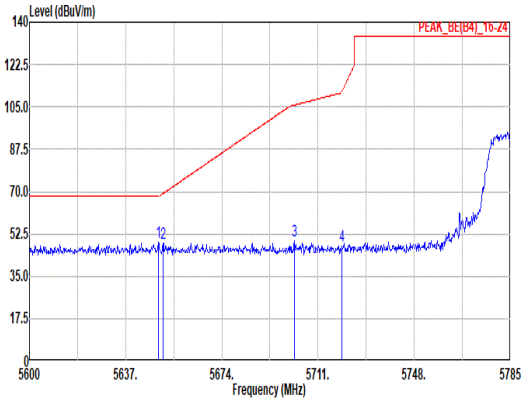 Site : 03CH21-HY Condition: PEAK_BE(B4)_16-24 3m DRH18-E_LE2C03A18EN_240711 VERTICAL : RBW:1000.000kHz VBW:3000.000kHz SWT:Auto Freq Level Limit Line Margin Read Level Ant Factor Cable Loss Preamp Factor Aux Factor APos TPos Remark MHz dBuV/m dBuV/m dB dBuV dB/m dB dB dB cm deg 1 5649.58 48.92 68.20 -19.28 37.44 33.20 13.61 35.33 0.00 295 301 PEAK 2 5651.43 48.35 69.26 -20.91 36.86 33.21 13.61 35.33 0.00 295 301 PEAK 3 5701.94 49.43 105.74 -56.31 37.61 33.51 13.67 35.36 0.00 295 301 PEAK 4 5720.25 47.69 111.37 -63.68 35.79 33.58 13.69 35.37 0.00 295 301 PEAK	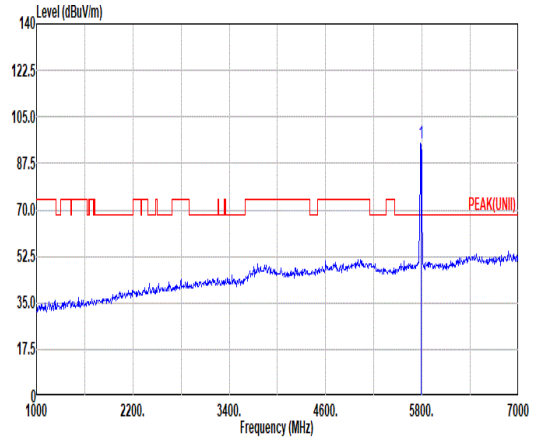 Site : 03CH21-HY Condition: PEAK(UNII) 3m DRH18-E_LE2C03A18EN_240711 VERTICAL : RBW:1000.000kHz VBW:3000.000kHz SWT:Auto Freq Level Limit Line Margin Read Level Ant Factor Cable Loss Preamp Factor Aux Factor APos TPos Remark MHz dBuV/m dBuV/m dB dBuV dB/m dB dB dB cm deg 1 5785.00 94.93 ------ ------ 82.86 33.70 13.77 35.40 0.00 295 301 PEAK
Avg	Blank	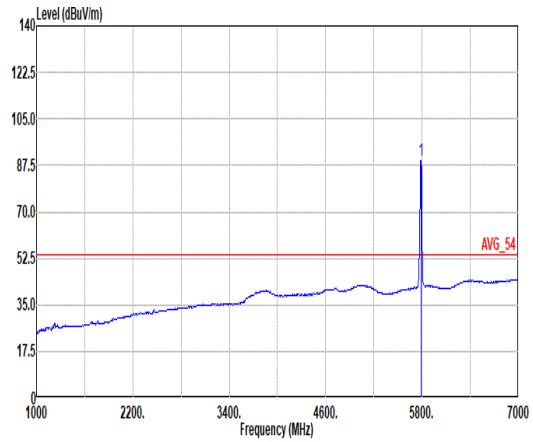 Site : 03CH21-HY Condition: AVG_54 3m DRH18-E_LE2C03A18EN_240711 VERTICAL : RBW:1000.000kHz VBW:1.100kHz SWT:Auto Freq Level Limit Line Margin Read Level Ant Factor Cable Loss Preamp Factor Aux Factor APos TPos Remark MHz dBuV/m dBuV/m dB dBuV dB/m dB dB dB cm deg 1 5785.00 89.27 ------ ------ 77.20 33.70 13.77 35.40 0.00 295 301 AVERAGE

Mode	49	
	Band Edge - R	
	U-NII-3_5.725-5.85_802.11a_CH157_5785MHz	
ANT	1	
Pol.	Vertical	Fundamental
Peak	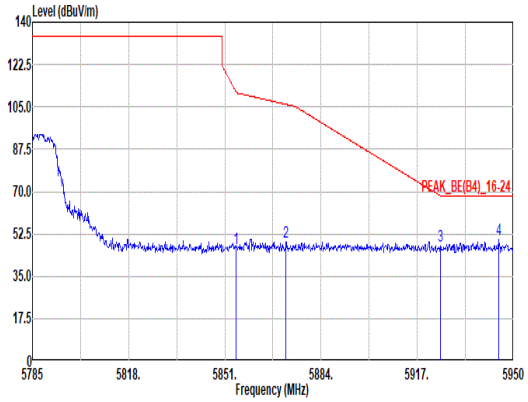 Site : 03CH21-HY Condition: PEAK_BE(B4)_16-24 3m DRH18-E_LE2C03A18EN_240711 VERTICAL : RBW:1000.000kHz VBW:3000.000kHz SWT:Auto Limit Read Ant Cable Preamp Aux APos TPos Freq Level Line Margin Level Factor Loss Factor Factor Remark MHz dBuV/m dBuV/m dB dBuV dB/m dB dB dB cm deg 1 5854.96 46.30 110.89 -64.59 34.18 33.70 13.86 35.44 0.00 295 301 PEAK 2 5871.96 49.18 106.05 -56.87 37.05 33.70 13.88 35.45 0.00 295 301 PEAK 3 5924.92 47.44 68.26 -20.82 35.33 33.65 13.94 35.48 0.00 295 301 PEAK 4 5944.89 50.24 68.20 -17.96 38.16 33.61 13.96 35.49 0.00 295 301 PEAK	Blank

Mode	49	
	Harmonic	
	U-NII-3_5.725-5.85_802.11a_CH157_5785MHz	
ANT	1	
Pol.	Horizontal	Vertical
Peak Avg	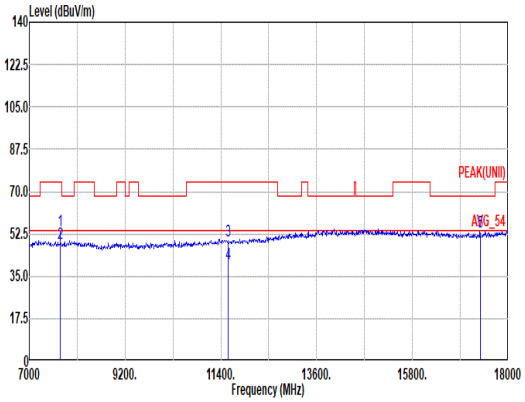 Site : 03CH21-HY Condition: PEAK(UNII) 3m DRH18-E_LE2C03A18EN_240711 HORIZONTAL Freq Level Limit Line Margin Read Level Ant Factor Cable Loss Preamp Factor Aux Factor APos TPos Remark MHz dBuV/m dBuV/m dB dBuV dB/m dB dB dB cm deg 1 7713.00 53.98 74.00 -20.02 37.40 36.50 16.35 37.10 0.83 393 147 PEAK 2 7713.00 48.43 54.00 -5.57 31.85 36.50 16.35 37.10 0.83 393 147 AVERAGE 3 11570.00 49.48 74.00 -24.52 32.04 38.50 19.57 41.06 0.43 -- -- PEAK 4 11570.00 40.38 54.00 -13.62 22.94 38.50 19.57 41.06 0.43 -- -- AVERAGE 5 17355.00 53.21 68.20 -14.99 35.77 39.91 24.10 47.03 0.46 -- -- PEAK	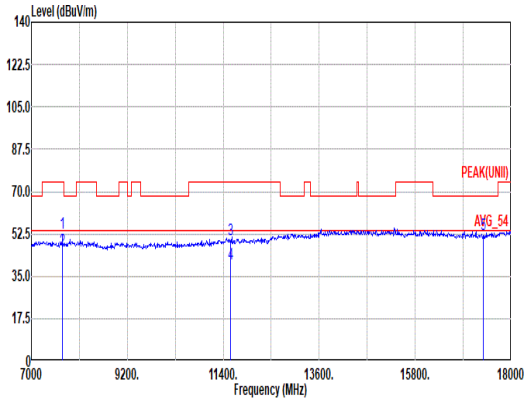 Site : 03CH21-HY Condition: PEAK(UNII) 3m DRH18-E_LE2C03A18EN_240711 VERTICAL Freq Level Limit Line Margin Read Level Ant Factor Cable Loss Preamp Factor Aux Factor APos TPos Remark MHz dBuV/m dBuV/m dB dBuV dB/m dB dB dB cm deg 1 7713.00 52.67 74.00 -21.33 36.09 36.50 16.35 37.10 0.83 367 265 PEAK 2 7713.00 45.81 54.00 -8.19 29.23 36.50 16.35 37.10 0.83 367 265 AVERAGE 3 11570.00 50.40 74.00 -23.60 32.96 38.50 19.57 41.06 0.43 -- -- PEAK 4 11570.00 40.41 54.00 -13.59 22.97 38.50 19.57 41.06 0.43 -- -- AVERAGE 5 17355.00 52.43 68.20 -15.77 34.99 39.91 24.10 47.03 0.46 -- -- PEAK

Mode	49	
	Harmonic	
	U-NII-3_5.725-5.85_802.11a_CH157_5785MHz	
ANT	1	
Pol.	Horizontal	Vertical
10.6G ~18G Avg	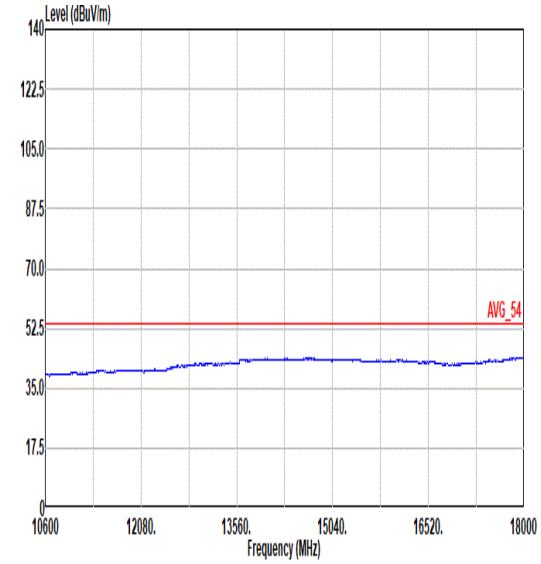 Site : 03CH21-HY Condition: AVG_54 3m DRH18-E_LE2C03A18EN_240711 HORIZONTAL	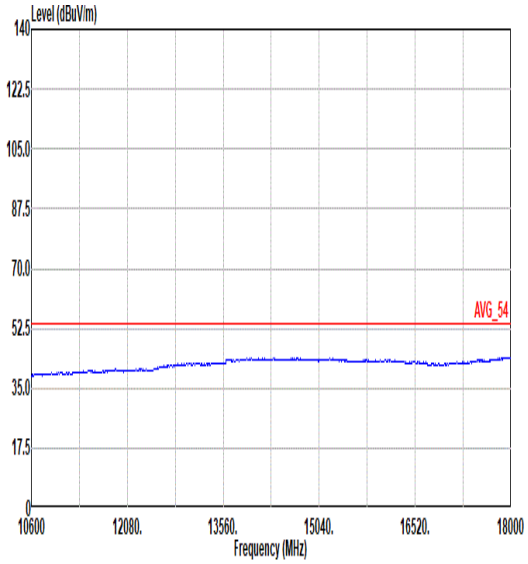 Site : 03CH21-HY Condition: AVG_54 3m DRH18-E_LE2C03A18EN_240711 VERTICAL

Mode	50	
	Band Edge	
	U-NII-3_5.725-5.85_802.11a_CH165_5825MHz	
ANT	1	
Pol.	Horizontal	Fundamental
Peak	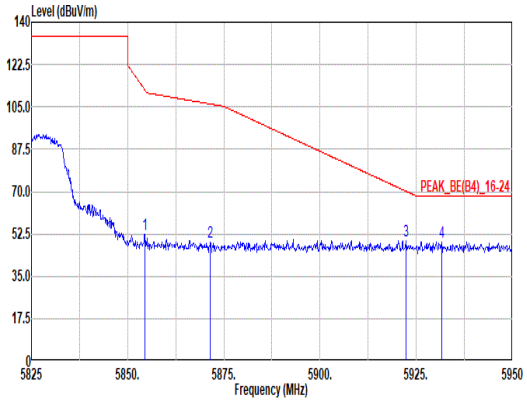 Site : 03CH21-HY Condition: PEAK_BE(B4)_16-24 3m DRH18-E_LE2C03A18EN_240711 HORIZONTAL : RBW:1000.000kHz VBW:3000.000kHz SWT:Auto Freq Level Limit Line Margin Read Level Ant Factor Cable Loss Preamp Factor Aux Factor APos TPos Remark MHz dBuV/m dBuV/m dB dBuV dB/m dB dB dB cm deg 1 5854.50 52.14 111.94 -59.80 40.02 33.70 13.86 35.44 0.00 100 334 PEAK 2 5871.50 49.39 106.18 -56.79 37.26 33.70 13.88 35.45 0.00 100 334 PEAK 3 5922.38 49.68 70.13 -20.45 37.56 33.66 13.94 35.48 0.00 100 334 PEAK 4 5931.63 49.27 68.20 -18.93 37.16 33.64 13.95 35.48 0.00 100 334 PEAK	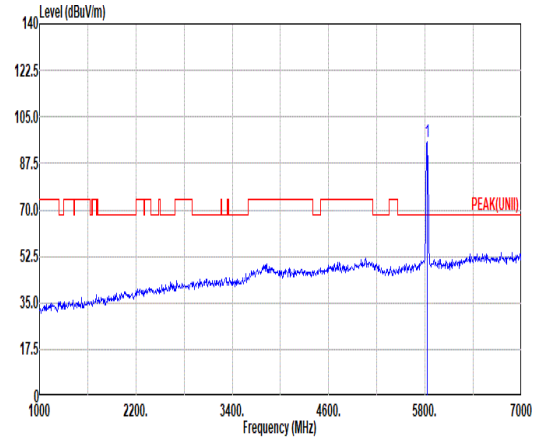 Site : 03CH21-HY Condition: PEAK(UNII) 3m DRH18-E_LE2C03A18EN_240711 HORIZONTAL : RBW:1000.000kHz VBW:3000.000kHz SWT:Auto Freq Level Limit Line Margin Read Level Ant Factor Cable Loss Preamp Factor Aux Factor APos TPos Remark MHz dBuV/m dBuV/m dB dBuV dB/m dB dB dB cm deg 1 5825.00 95.68 ------ ------ 83.58 33.70 13.82 35.42 0.00 100 334 PEAK
Avg	Blank	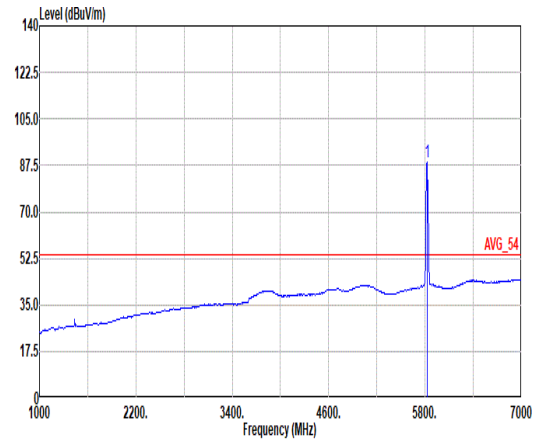 Site : 03CH21-HY Condition: AVG_54 3m DRH18-E_LE2C03A18EN_240711 HORIZONTAL : RBW:1000.000kHz VBW:1.100kHz SWT:Auto Freq Level Limit Line Margin Read Level Ant Factor Cable Loss Preamp Factor Aux Factor APos TPos Remark MHz dBuV/m dBuV/m dB dBuV dB/m dB dB dB cm deg 1 5825.00 88.79 ------ ------ 76.69 33.70 13.82 35.42 0.00 100 334 AVERAGE

Mode	50	
	Band Edge	
	U-NII-3_5.725-5.85_802.11a_CH165_5825MHz	
ANT	1	
Pol.	Vertical	Fundamental
Peak	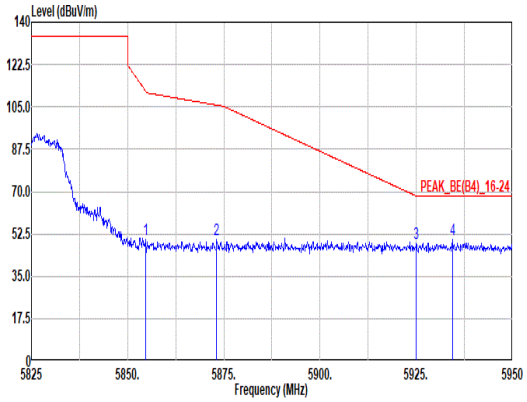 Site : 03CH21-HY Condition: PEAK_BE(B4)_16-24 3m DRH18-E_LE2C03A18EN_240711 VERTICAL : RBW:1000.000kHz VBW:3000.000kHz SWT:Auto Freq Level Limit Line Margin Read Level Ant Factor Cable Loss Preamp Factor Aux Factor APos TPos Remark MHz dBuV/m dBuV/m dB dBuV dB/m dB dB dB cm deg 1 5854.63 50.30 111.65 -61.35 38.18 33.70 13.86 35.44 0.00 336 295 PEAK 2 5873.13 49.99 105.72 -55.73 37.86 33.70 13.88 35.45 0.00 336 295 PEAK 3 5925.00 48.65 68.20 -19.55 36.54 33.65 13.94 35.48 0.00 336 295 PEAK 4 5934.38 50.00 68.20 -18.20 37.90 33.63 13.95 35.48 0.00 336 295 PEAK	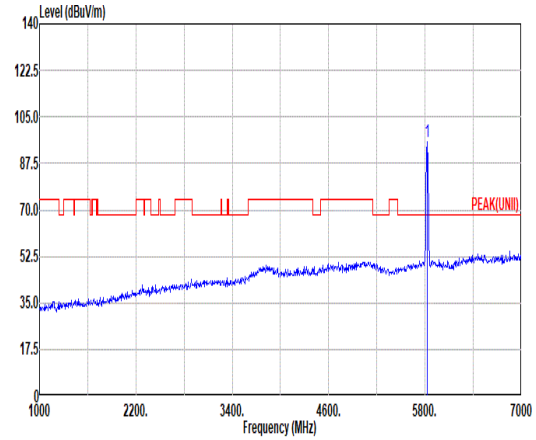 Site : 03CH21-HY Condition: PEAK(UNII) 3m DRH18-E_LE2C03A18EN_240711 VERTICAL : RBW:1000.000kHz VBW:3000.000kHz SWT:Auto Freq Level Limit Line Margin Read Level Ant Factor Cable Loss Preamp Factor Aux Factor APos TPos Remark MHz dBuV/m dBuV/m dB dBuV dB/m dB dB dB cm deg 1 5825.00 95.50 ------ ------ 83.40 33.70 13.83 35.43 0.00 336 295 PEAK
Avg	Blank	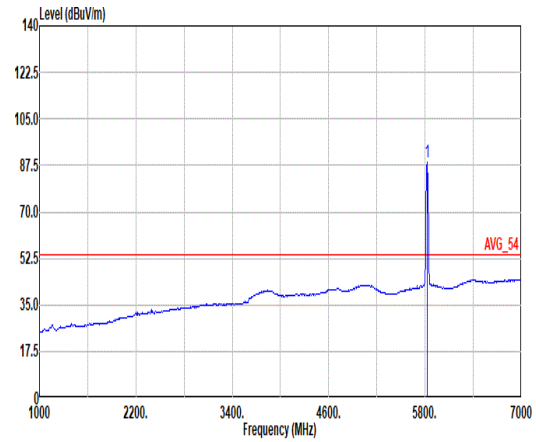 Site : 03CH21-HY Condition: AVG_54 3m DRH18-E_LE2C03A18EN_240711 VERTICAL : RBW:1000.000kHz VBW:1.100kHz SWT:Auto Freq Level Limit Line Margin Read Level Ant Factor Cable Loss Preamp Factor Aux Factor APos TPos Remark MHz dBuV/m dBuV/m dB dBuV dB/m dB dB dB cm deg 1 5825.00 88.64 ------ ------ 76.54 33.70 13.82 35.42 0.00 336 295 AVERAGE

Mode	50	
	Harmonic	
	U-NII-3_5.725-5.85_802.11a_CH165_5825MHz	
ANT	1	
Pol.	Horizontal	Vertical
Peak Avg	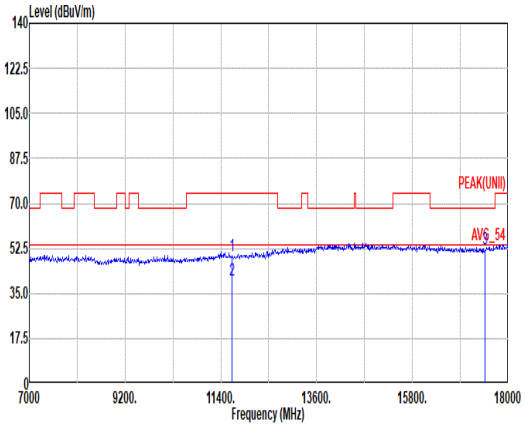 Site : 03CH21-HY Condition: PEAK(UNII) 3m DRH18-E_LE2C03A18EN_240711 HORIZONTAL Freq Level Limit Line Margin Read Level Ant Factor Cable Loss Preamp Factor Aux Factor APos TPos Remark MHz dBuV/m dBuV/m dB dBuV dB/m dB dB dB cm deg 1 11650.00 49.60 74.00 -24.40 32.16 38.50 19.64 41.13 0.43 -- -- PEAK 2 11650.00 40.33 54.00 -13.67 22.89 38.50 19.64 41.13 0.43 -- -- AVERAGE 3 17475.00 52.36 68.20 -15.84 34.75 40.05 24.20 47.10 0.46 -- -- PEAK	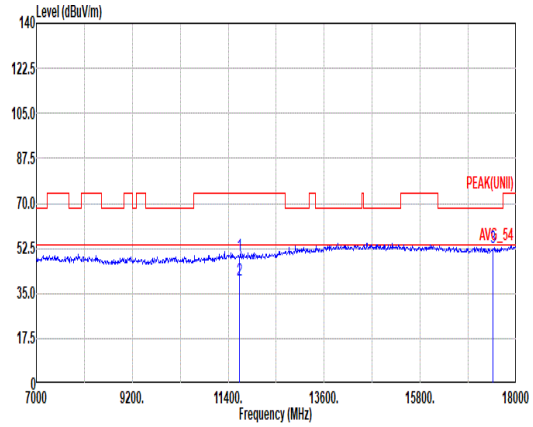 Site : 03CH21-HY Condition: PEAK(UNII) 3m DRH18-E_LE2C03A18EN_240711 VERTICAL Freq Level Limit Line Margin Read Level Ant Factor Cable Loss Preamp Factor Aux Factor APos TPos Remark MHz dBuV/m dBuV/m dB dBuV dB/m dB dB dB cm deg 1 11650.00 49.72 74.00 -24.28 32.28 38.50 19.64 41.13 0.43 -- -- PEAK 2 11650.00 40.37 54.00 -13.63 22.93 38.50 19.64 41.13 0.43 -- -- AVERAGE 3 17475.00 53.00 68.20 -15.20 35.39 40.05 24.20 47.10 0.46 -- -- PEAK

Mode	50	
	Harmonic	
	U-NII-3_5.725-5.85_802.11a_CH165_5825MHz	
ANT	1	
Pol.	Horizontal	Vertical
10.6G ~18G Avg	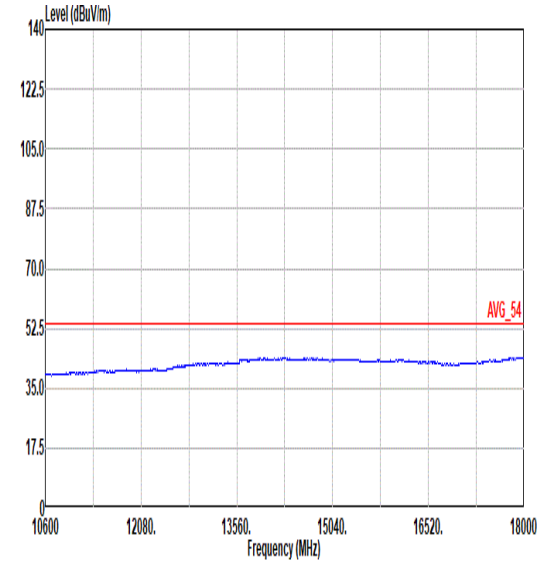	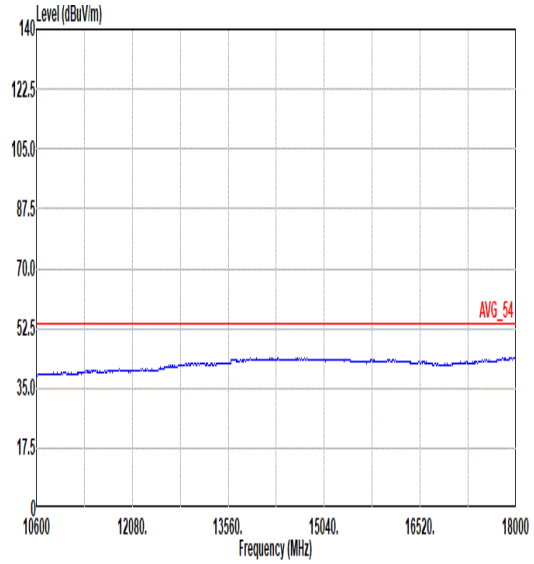

Mode	51	
	Band Edge	
	U-NII-3_5.725-5.85_802.11ax HE20_CH149_Full RU_5745MHz	
ANT	1	
Pol.	Horizontal	Fundamental
Peak	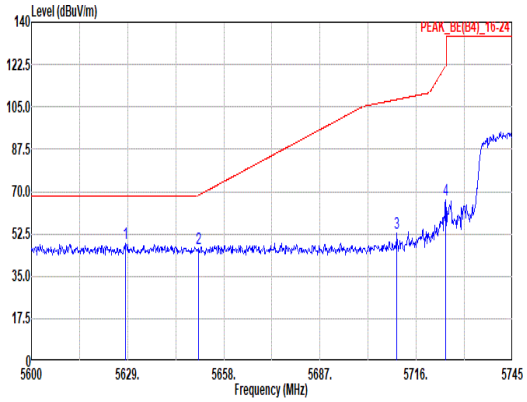 Site : 03CH21-HY Condition: PEAK_BE(B4)_16-24 3m DRH18-E_LE2C03A18EN_240711 HORIZONTAL : RBW:1000.000kHz VBW:3000.000kHz SWT:Auto Freq Level Limit Line Margin Read Level Ant Factor Cable Loss Preamp Factor Aux Factor APos TPos Remark MHz dBuV/m dBuV/m dB dBuV dB/m dB dB dB cm deg 1 5628.28 48.64 68.20 -19.56 37.31 33.07 13.58 35.32 0.00 100 332 PEAK 2 5650.46 46.55 68.54 -21.99 35.07 33.20 13.61 35.33 0.00 100 332 PEAK 3 5710.20 52.66 108.06 -55.40 40.80 33.54 13.68 35.36 0.00 100 332 PEAK 4 5724.85 66.81 121.85 -55.04 54.88 33.60 13.70 35.37 0.00 100 332 PEAK	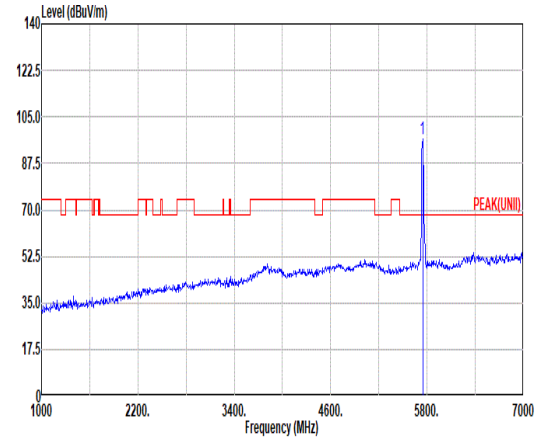 Site : 03CH21-HY Condition: PEAK(UNII) 3m DRH18-E_LE2C03A18EN_240711 HORIZONTAL : RBW:1000.000kHz VBW:3000.000kHz SWT:Auto Freq Level Limit Line Margin Read Level Ant Factor Cable Loss Preamp Factor Aux Factor APos TPos Remark MHz dBuV/m dBuV/m dB dBuV dB/m dB dB dB cm deg 1 5745.00 96.70 ------ ------ 84.67 33.68 13.73 35.38 0.00 100 332 PEAK
Avg	Blank	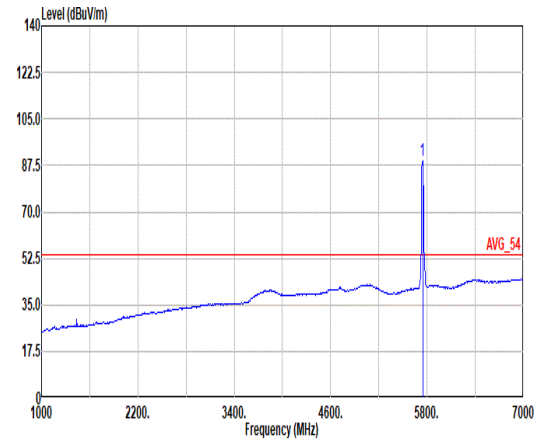 Site : 03CH21-HY Condition: AVG_54 3m DRH18-E_LE2C03A18EN_240711 HORIZONTAL : RBW:1000.000kHz VBW:1.500kHz SWT:Auto Freq Level Limit Line Margin Read Level Ant Factor Cable Loss Preamp Factor Aux Factor APos TPos Remark MHz dBuV/m dBuV/m dB dBuV dB/m dB dB dB cm deg 1 5745.00 89.14 ------ ------ 77.11 33.68 13.73 35.38 0.00 100 332 AVERAGE

Mode	51	
	Band Edge	
	U-NII-3_5.725-5.85_802.11ax HE20_CH149_Full RU_5745MHz	
ANT	1	
Pol.	Vertical	Fundamental
Peak	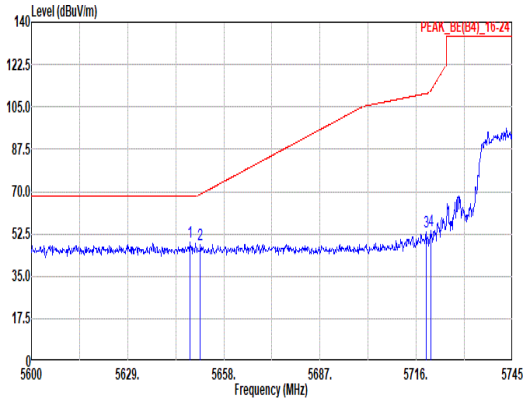 Site : 03CH21-HY Condition: PEAK_BE(B4)_16-24 3m DRH18-E_LE2C03A18EN_240711 VERTICAL : RBW:1000.000kHz VBW:3000.000kHz SWT:Auto Freq Level Limit Line Margin Read Level Ant Factor Cable Loss Preamp Factor Aux Factor APos TPos Remark 1 5647.85 49.11 68.20 -19.09 37.64 33.19 13.61 35.33 0.00 323 304 PEAK 2 5650.90 47.99 68.87 -20.88 36.50 33.21 13.61 35.33 0.00 323 304 PEAK 3 5718.90 53.23 110.49 -57.26 41.33 33.58 13.69 35.37 0.00 323 304 PEAK 4 5720.50 54.06 111.93 -57.87 42.16 33.58 13.69 35.37 0.00 323 304 PEAK	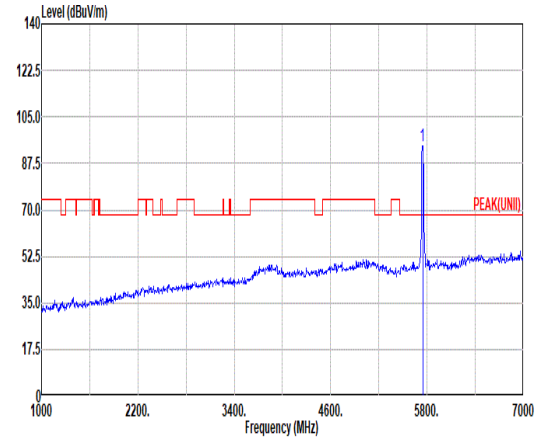 Site : 03CH21-HY Condition: PEAK(UNII) 3m DRH18-E_LE2C03A18EN_240711 VERTICAL : RBW:1000.000kHz VBW:3000.000kHz SWT:Auto Freq Level Limit Line Margin Read Level Ant Factor Cable Loss Preamp Factor Aux Factor APos TPos Remark 1 5745.00 94.15 ------ ------ 82.15 33.66 13.72 35.38 0.00 323 304 PEAK
Avg	Blank	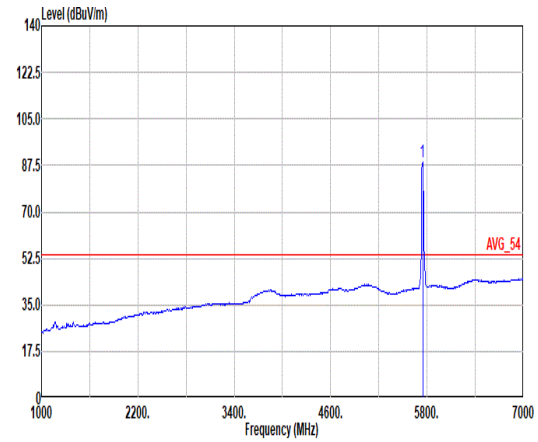 Site : 03CH21-HY Condition: AVG_54 3m DRH18-E_LE2C03A18EN_240711 VERTICAL : RBW:1000.000kHz VBW:1.500kHz SWT:Auto Freq Level Limit Line Margin Read Level Ant Factor Cable Loss Preamp Factor Aux Factor APos TPos Remark 1 5745.00 88.53 ------ ------ 76.50 33.68 13.73 35.38 0.00 323 304 AVERAGE

Mode	51	
	Harmonic	
	U-NII-3_5.725-5.85_802.11ax HE20_CH149_Full RU_5745MHz	
ANT	1	
Pol.	Horizontal	Vertical
Peak Avg	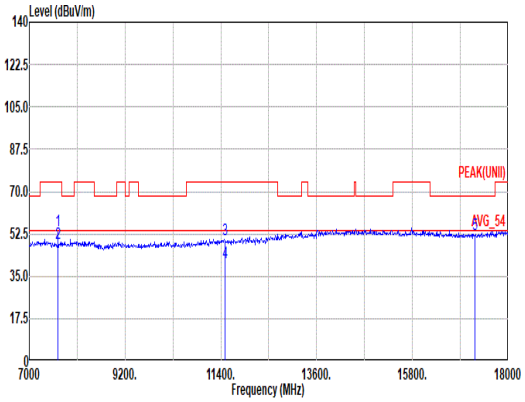 Site : 03CH21-HY Condition: PEAK(UNII) 3m DRH18-E_LE2C03A18EN_240711 HORIZONTAL Freq Level Limit Line Margin Read Level Ant Factor Cable Loss Preamp Factor Aux Factor APos TPos Remark MHz dBuV/m dBuV/m dB dBuV dB/m dB dB dB cm deg 1 7660.00 53.87 74.00 -20.13 37.22 36.58 16.31 37.04 0.80 397 128 PEAK 2 7660.00 48.35 54.00 -5.65 31.70 36.58 16.31 37.04 0.80 397 128 AVERAGE 3 11490.00 50.24 74.00 -23.76 32.80 38.50 19.50 41.00 0.44 -- -- PEAK 4 11490.00 40.45 54.00 -13.55 23.01 38.50 19.50 41.00 0.44 -- -- AVERAGE 5 17235.00 52.29 68.20 -15.91 34.92 39.87 24.01 46.97 0.46 -- -- PEAK	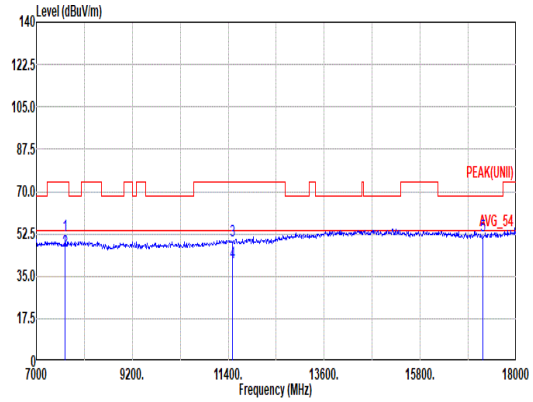 Site : 03CH21-HY Condition: PEAK(UNII) 3m DRH18-E_LE2C03A18EN_240711 VERTICAL Freq Level Limit Line Margin Read Level Ant Factor Cable Loss Preamp Factor Aux Factor APos TPos Remark MHz dBuV/m dBuV/m dB dBuV dB/m dB dB dB cm deg 1 7660.00 51.77 74.00 -22.23 35.12 36.58 16.31 37.04 0.80 127 34 PEAK 2 7660.00 45.37 54.00 -8.63 28.72 36.58 16.31 37.04 0.80 127 34 AVERAGE 3 11490.00 49.56 74.00 -24.44 32.12 38.50 19.50 41.00 0.44 -- -- PEAK 4 11490.00 40.54 54.00 -13.46 23.10 38.50 19.50 41.00 0.44 -- -- AVERAGE 5 17235.00 51.75 68.20 -16.45 34.38 39.87 24.01 46.97 0.46 -- -- PEAK

Mode	51	
	Harmonic	
	U-NII-3_5.725-5.85_802.11ax HE20_CH149_Full RU_5745MHz	
ANT	1	
Pol.	Horizontal	Vertical
10.6G ~18G Avg	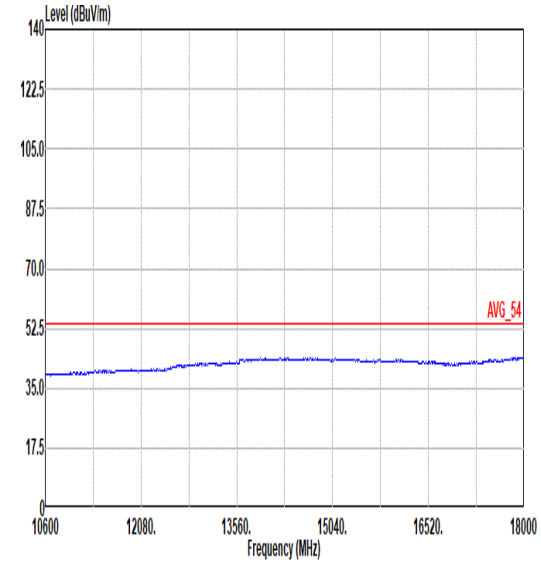	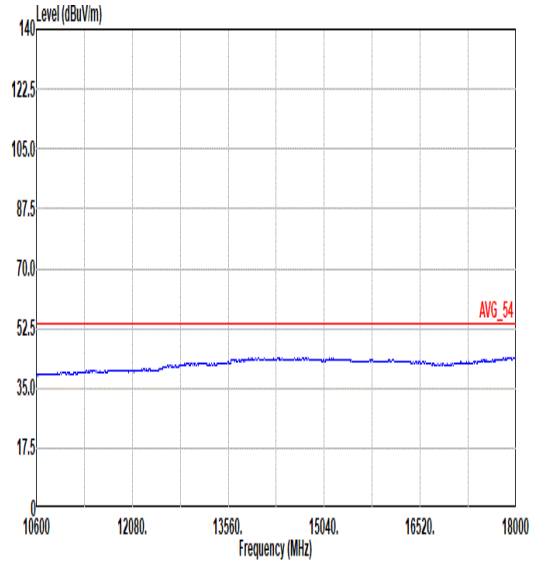

Mode	52	
	Band Edge - L	
	U-NII-3_5.725-5.85_802.11ax HE20_CH157_Full RU_5785MHz	
ANT	1	
Pol.	Horizontal	Fundamental
Peak	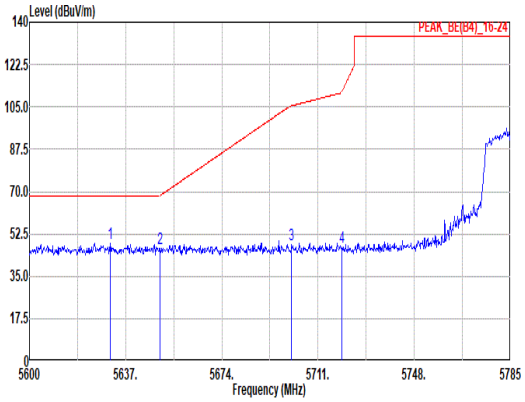 Site : 03CH21-HY Condition: PEAK_BE(B4)_16-24 3m DRH18-E_LE2C03A18EN_240711 HORIZONTAL : RBW:1000.000kHz VBW:3000.000kHz SWT:Auto Freq Level Limit Line Margin Read Level Ant Factor Cable Loss Preamp Factor Aux Factor APos TPos Remark MHz dBuV/m dBuV/m dB dBuV dB/m dB dB dB cm deg 1 5631.08 48.65 68.20 -19.55 37.29 33.09 13.59 35.32 0.00 109 285 PEAK 2 5650.32 46.64 68.44 -21.80 35.16 33.20 13.61 35.33 0.00 109 285 PEAK 3 5700.83 48.08 105.43 -57.35 36.27 33.50 13.67 35.36 0.00 109 285 PEAK 4 5720.07 46.82 110.95 -64.13 34.92 33.58 13.69 35.37 0.00 109 285 PEAK	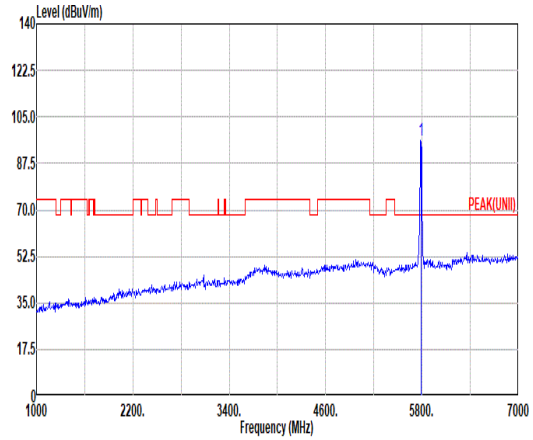 Site : 03CH21-HY Condition: PEAK(UNII) 3m DRH18-E_LE2C03A18EN_240711 HORIZONTAL : RBW:1000.000kHz VBW:3000.000kHz SWT:Auto Freq Level Limit Line Margin Read Level Ant Factor Cable Loss Preamp Factor Aux Factor APos TPos Remark MHz dBuV/m dBuV/m dB dBuV dB/m dB dB dB cm deg 1 5785.00 96.19 ------ ------ 84.12 33.70 13.77 35.40 0.00 109 285 PEAK
Avg	Blank	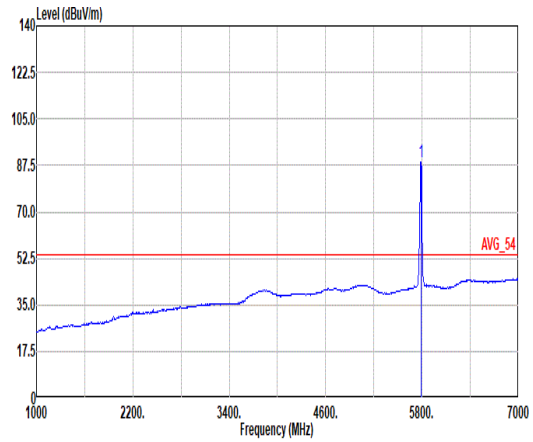 Site : 03CH21-HY Condition: AVG_54 3m DRH18-E_LE2C03A18EN_240711 HORIZONTAL : RBW:1000.000kHz VBW:1.500kHz SWT:Auto Freq Level Limit Line Margin Read Level Ant Factor Cable Loss Preamp Factor Aux Factor APos TPos Remark MHz dBuV/m dBuV/m dB dBuV dB/m dB dB dB cm deg 1 5785.00 88.73 ------ ------ 76.66 33.70 13.78 35.41 0.00 109 285 AVERAGE

Mode	52	
	Band Edge - R	
	U-NII-3_5.725-5.85_802.11ax HE20_CH157_Full RU_5785MHz	
ANT	1	
Pol.	Horizontal	Fundamental
Peak	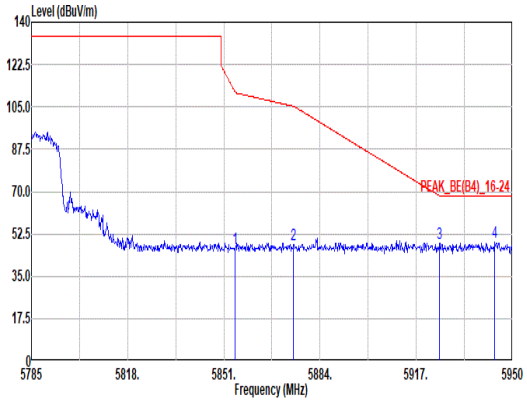 Site : 03CH21-HY Condition: PEAK_BE(B4)_16-24 3m DRH18-E_LE2C03A18EN_240711 HORIZONTAL : RBW:1000.000kHz VBW:3000.000kHz SWT:Auto Limit Read Ant Cable Preamp Aux APos TPos Freq Level Line Margin Level Factor Loss Factor Factor Remark MHz dBuV/m dBuV/m dB dBuV dB/m dB dB dB cm deg 1 5854.96 46.70 110.89 -64.19 34.58 33.70 13.86 35.44 0.00 109 285 PEAK 2 5874.93 48.13 105.22 -57.09 36.00 33.70 13.88 35.45 0.00 109 285 PEAK 3 5924.92 48.82 68.26 -19.44 36.71 33.65 13.94 35.48 0.00 109 285 PEAK 4 5943.90 49.08 68.20 -19.12 37.00 33.61 13.96 35.49 0.00 109 285 PEAK	Blank

Mode	52	
	Band Edge - L	
	U-NII-3_5.725-5.85_802.11ax HE20_CH157_Full RU_5785MHz	
ANT	1	
Pol.	Vertical	Fundamental
Peak	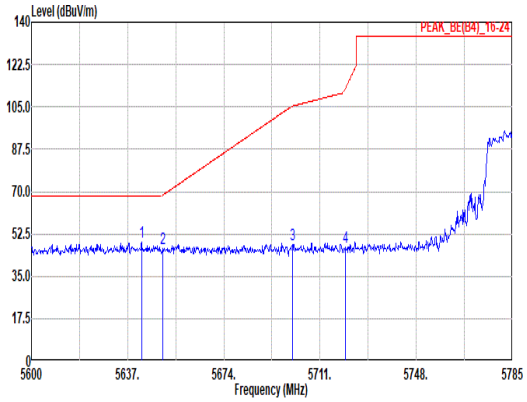 Site : 03CH21-HY Condition: PEAK_BE(B4)_16-24 3m DRH18-E_LE2C03A18EN_240711 VERTICAL : RBW:1000.000kHz VBW:3000.000kHz SWT:Auto Freq Level Limit Line Margin Read Level Ant Factor Cable Loss Preamp Factor Aux Factor APos TPos Remark MHz dBuV/m dBuV/m dB dBuV dB/m dB dB dB cm deg 1 5642.37 49.12 68.20 -19.08 37.70 33.15 13.60 35.33 0.00 294 304 PEAK 2 5650.51 46.51 68.58 -22.07 35.03 33.20 13.61 35.33 0.00 294 304 PEAK 3 5700.46 47.94 105.33 -57.39 36.13 33.50 13.67 35.36 0.00 294 304 PEAK 4 5720.62 47.23 112.21 -64.98 35.33 33.58 13.69 35.37 0.00 294 304 PEAK	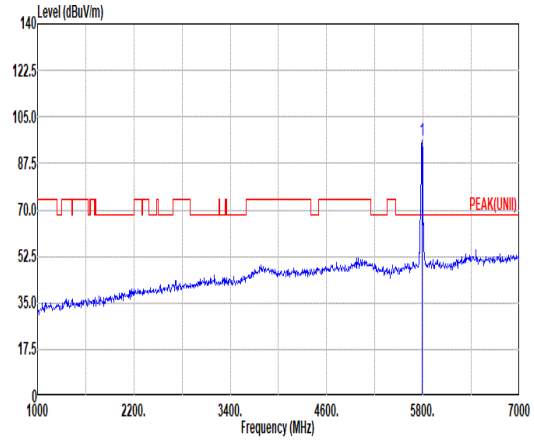 Site : 03CH21-HY Condition: PEAK(UNII) 3m DRH18-E_LE2C03A18EN_240711 VERTICAL : RBW:1000.000kHz VBW:3000.000kHz SWT:Auto Freq Level Limit Line Margin Read Level Ant Factor Cable Loss Preamp Factor Aux Factor APos TPos Remark MHz dBuV/m dBuV/m dB dBuV dB/m dB dB dB cm deg 1 5785.00 96.15 ------ ------ 84.08 33.70 13.78 35.41 0.00 294 304 PEAK
Avg	Blank	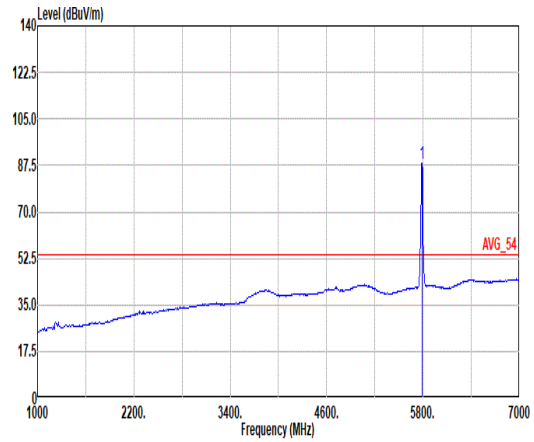 Site : 03CH21-HY Condition: AVG_54 3m DRH18-E_LE2C03A18EN_240711 VERTICAL : RBW:1000.000kHz VBW:1.500kHz SWT:Auto Freq Level Limit Line Margin Read Level Ant Factor Cable Loss Preamp Factor Aux Factor APos TPos Remark MHz dBuV/m dBuV/m dB dBuV dB/m dB dB dB cm deg 1 5785.00 88.33 ------ ------ 76.26 33.70 13.77 35.40 0.00 294 304 AVERAGE

Mode	52	
	Band Edge - R	
	U-NII-3_5.725-5.85_802.11ax HE20_CH157_Full RU_5785MHz	
ANT	1	
Pol.	Vertical	Fundamental
Peak	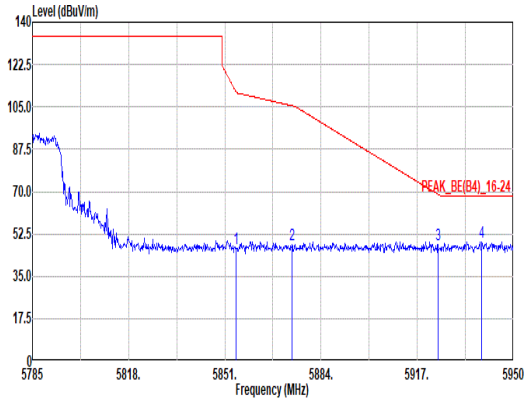 Site : 03CH21-HY Condition: PEAK_BE(B4)_16-24 3m DRH18-E_LE2C03A18EN_240711 VERTICAL : RBW:1000.000kHz VBW:3000.000kHz SWT:Auto Freq Level Limit Line Margin Read Level Ant Factor Cable Loss Preamp Factor Aux Factor APos TPos Remark MHz dBuV/m dBuV/m dB dBuV dB/m dB dB dB cm deg 1 5854.96 46.54 110.89 -64.35 34.42 33.70 13.86 35.44 0.00 294 304 PEAK 2 5874.10 48.01 105.45 -57.44 35.88 33.70 13.88 35.45 0.00 294 304 PEAK 3 5924.10 48.21 68.87 -20.66 36.10 33.65 13.94 35.48 0.00 294 304 PEAK 4 5939.11 49.25 68.20 -18.95 37.16 33.62 13.96 35.49 0.00 294 304 PEAK	Blank