


Test Setup Photo

1. Photos of Radiated Measurement

USB Power Supply




Axial Direction: XY-Plane



Axial Direction: YZ-Plane



Axial Direction: ZX-Plane



These photos show the instruments arrangement under testing, which records the maximum level of the radiation noise level.

Toshiba Corporation Digital Media Network Company


HDD portable audio player

Battery Power Supply




Axial Direction: XY-Plane

Axial Direction: YZ-Plane



Axial Direction: ZX-Plane



These photos show the instruments arrangement under testing, which records the maximum level of the radiation noise level.

2. Photos of Conducted Measurement



These photos show the instruments arrangement under testing, which records the maximum level of the radiation noise level.

3. SAR measurement

