

TEST REPORT

Report No.: BCTC2204520696-2E

Applicant: GUANGZHOU HAVIT TECHNOLOGY COMPANY LIMITED

Product Name: WIRELESS CHARGER

Model/Type Ref.: W320

Tested Date: 2022-04-26 to 2022-05-11

Issued Date: 2022-05-11

Shenzhen **BCTC** Testing Co., Ltd.



FCC ID:2A16I-W320

Product Name: WIRELESS CHARGER
Trademark: HAVIT
Model/Type Ref.: W320
W321, W323, W3023, W3024, W3020, W3021, W3022, W3017, W3019
Prepared For: GUANGZHOU HAVIT TECHNOLOGY COMPANY LIMITED
Address: ROOM 1307,13F,PHASE 2 B,C BUILDING OF POLY WORLD TRADE CENTER,
NO.1000,XINGANG EAST ROAD,HAIZHU GUANGDONG CITY CHINA.510000
Manufacturer: GUANGZHOU HAVIT TECHNOLOGY COMPANY LIMITED
Address: ROOM 1307,13F,PHASE 2 B,C BUILDING OF POLY WORLD TRADE CENTER,
NO.1000,XINGANG EAST ROAD,HAIZHU GUANGDONG CITY CHINA.510000
Prepared By: Shenzhen BCTC Testing Co., Ltd.
Address: 1-2/F., Building B, Pengzhou Industrial Park, No.158, Fuyuan 1st Road, Tangwei,
Fuhai Subdistrict, Bao'an District, Shenzhen, Guangdong, China
Sample Received Date: 2022-04-26
Sample tested Date: 2022-04-26 to 2022-05-11
Issue Date: 2022-05-11
Report No.: BCTC2204520696-2E
Test Standards: FCC CFR 47 part1, 1.1307(b), 1.1310
Test Results: PASS

Tested by:



Jeff.Fu/Project Handler

Approved by:




Zero Zhou/Reviewer

The test report is effective only with both signature and specialized stamp. This result(s) shown in this report refer only to the sample(s) tested. Without written approval of Shenzhen BCTC Testing Co., Ltd, this report can't be reproduced except in full. The tested sample(s) and the sample information are provided by the client.

Table Of Content


Test Report Declaration	Page
1. Version	4
2. Product Information	5
2.1 Product Information	5
2.2 Support Equipment	5
2.3 Test Mode	5
3. Test Facility And Test Instrument Used	6
3.1 Test Facility	6
3.2 Test Instrument Used	6
4. Method Of Measurement	7
4.1 Applicable Standard	7
4.2 Block Diagram Of Test Setup	7
4.3 Limit	8
4.4 Test Procedure	8
4.5 Equipment Approval Considerations	8
4.6 E And H Field Strength	9
5. Photographs Of Test Set-Up	10

(Note: N/A Means Not Applicable)



1. Version

Report No.	Issue Date	Description	Approved
BCTC2204520696-2E	2022-05-11	Original	Valid



2. Product Information

2.1 Product Information

Model/Type Ref.:	W320 W321, W323, W3023, W3024, W3020, W3021, W3022, W3017, W3019
Model differences:	All the model are the same circuit and RF module, except model names.
Product Description:	WIRELESS CHARGER
Operation Frequency:	110kHz-205kHz
Antenna installation:	loop coil antenna
Ratings:	DC 5V/9V/12V from adapter
Hardware Version:	N/A
Software Version:	N/A

2.2 Support Equipment

No.	Device Type	Brand	Model	Series No.	Note
1.	WIRELESS CHARGER	HAVIT	W320	Ref. the Section 4.1	EUT
2.	ADAPTER	UGREEN	CD122	---	Auxiliary
3.	Dummy load	N/A	DL01	N/A	Auxiliary

Item	Shielded Type	Ferrite Core	Length	Note
C-1	NO	NO	0.6M	DC cable unshielded

Notes:

1. All the equipment/cables were placed in the worst-case configuration to maximize the emission during the test.
2. Grounding was established in accordance with the manufacturer's requirements and conditions for the intended use.

2.3 Test Mode

Test Mode 1	Input 12V+5W WIRELESS CHARGER+USB 5V 1A
Test Mode 2	Input 12V+7.5W WIRELESS CHARGER+USB 5V 1A
Test Mode 3	Input 12V+10W WIRELESS CHARGER+USB 5V 1A
Test Mode 4	Input 12V+10W WIRELESS CHARGER+USB 5V 1A

3. Test Facility And Test Instrument Used

3.1 Test Facility

All measurement facilities used to collect the measurement data are located at Shenzhen BCTC Testing Co., Ltd. Address: 1-2/F., Building B, Pengzhou Industrial Park, No.158, Fuyuan 1st Road, Tangwei, Fuhai Subdistrict, Bao'an District, Shenzhen, Guangdong, China. The site and apparatus are constructed in conformance with the requirements of ANSI C63.4 and CISPR 16-1-1 other equivalent standards.
FCC Test Firm Registration Number: 712850
IC Registered No.: 23583

3.2 Test Instrument Used

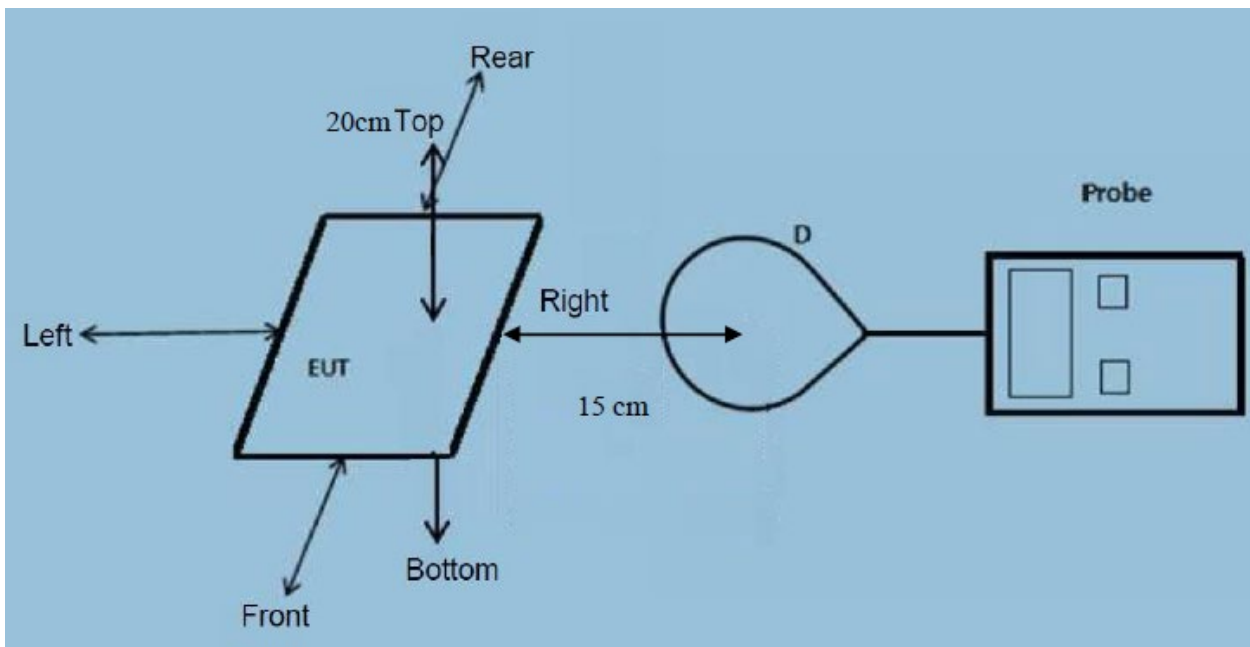
Equipment	Manufacturer	Model No.	Serial No.	Last Cal.	Next Cal.
Electromagnetic radiation tester	Wavecontrol	SMP160	19SN0980	Aug. 30, 2021	Aug. 29, 2022
Electromagnetic field probe	Wavecontrol	WP400-3	20WP120082	Aug. 30, 2021	Aug. 29, 2022
843 Chamber	ETS	843	84301	Aug. 27, 2020	Aug. 26, 2023

4. Method Of Measurement

4.1 Applicable Standard

According to §1.1307(b)(1), systems operating under the provisions of this section shall be operated in a manner that ensures that the public is not exposed to radio frequency energy level in excess of the Commission's guidelines. According to §1.1310 and §2.1093 RF exposure is calculated. According KDB680106 D01v03: RF Exposure Wireless Charging Apps v02.

4.2 Block Diagram Of Test Setup



Note: Measurements should be made from all sides and the top of the primary/client pair, with the 15 cm measured from the center of the probe(s) to the edge of the device

4.3 Limit

Limits for Occupational / Controlled Exposure				
Frequency Range (MHz)	Electric Field Strength (E) (V/m)	Magnetic Field Strength (H) (A/m)	Power Density (S) (mW/ cm ²)	Averaging Time E ² , H ² or S (minutes)
0.3-3.0	614	1.63	(100)*	6
3.0-30	1842 / f	4.89 / f	(900 / f)*	6
30-300	61.4	0.163	1.0	6
300-1500			F/300	6
1500-100,000			5	6

Limits for General Population / Uncontrolled Exposure				
Frequency Range (MHz)	Electric Field Strength (E) (V/m)	Magnetic Field Strength (H) (A/m)	Power Density (S) (mW/ cm ²)	Averaging Time E ² , H ² or S (minutes)
0.3-1.34	614	1.63	(100)*	30
1.34-30	824/f	2.19/f	(180 / f)*	30
30-300	27.5	0.073	0.2	30
300-1500			F/1500	30
1500-100,000			1	30

4.4 Test Procedure

- The RF exposure test was performed on 360 degree turn table in anechoic chamber.
- The measurement probe was placed at test distance (15cm) which is between the edge of the charger and the geometric centre of probe.
- The turn table was rotated 360d degree to search of highest strength.
- The highest emission level was recorded and compared with limit as soon as measurement of each points (A, B, C, D, E) were completed.
- The EUT were measured according to the dictates of KDB 680106D01v03.

4.5 Equipment Approval Considerations

The EUT does comply with item 5(b) of KDB 680106 D01v03

- Power transfer frequency is less than 1MHz
Yes, the device operate in the frequency range from 115-205KHz
- Output power from each primary coil is less than or equal to 15 watts.

Yes, the maximum output power of the primary coil is 15W.

- 3) The transfer system includes only single primary and secondary coils. This includes charging systems that may have multiple primary coils and clients that able to detect and allow coupling only between individual pair of coils.

Yes, the transfer system includes only single primary and secondary coils.

- 4) Client device is inserted in or placed directly in contact with the transmitter.

Yes, client device is placed directly in contact with the transmitter.

- 5) Mobile exposure conditions only (portable exposure conditions are not covered by this exclusion).

Yes, the EUT is a mophie 4 device charging mat.

- 6) The aggregate H-field strengths at 15 cm surrounding the device and 20 cm above the top surface from all simultaneous transmitting coils are demonstrated to be less than 50% of the MPE limit.

Yes, the EUT field strength levels are 10% x MPE limit.

4.6 E And H Field Strength

(The worst data)



E-Field Strength at 15 cm surrounding the EUT and 20cm above the top surface of the EUT



Battery level	Frequency Range (MHz)	Test Position A	Test Position B	Test Position C	Test Position D	Test Position E	10% Limits Test (A/m)	Limits Test (A/m)
1%	0.11-0.205	0.47	0.29	0.12	0.99	0.95	61.4	614
50%	0.11-0.205	0.88	0.52	0.65	0.14	0.31	61.4	614
99%	0.11-0.205	0.42	0.15	0.29	0.45	0.99	61.4	614


H-Field Strength at 15 cm surrounding the EUT and 20cm above the top surface of the EUT

Battery level	Frequency Range (MHz)	Test Position A	Test Position B	Test Position C	Test Position D	Test Position E	10% Limits Test (A/m)	Limits Test (A/m)
1%	0.11-0.205	0.060	0.012	0.087	0.097	0.051	0.163	1.63
50%	0.11-0.205	0.005	0.046	0.037	0.088	0.011	0.163	1.63
99%	0.11-0.205	0.027	0.035	0.098	0.100	0.094	0.163	1.63

5. Photographs Of Test Set-Up







STATEMENT

- 1.The equipment lists are traceable to the national reference standards.
- 2.The test report can not be partially copied unless prior written approval is issued from our lab.
- 3.The test report is invalid without stamp of laboratory.
- 4.The test report is invalid without signature of person(s) testing and authorizing.
- 5.The test process and test result is only related to the Unit Under Test.
- 6.The quality system of our laboratory is in accordance with ISO/IEC17025.
- 7.If there is any objection to report, the client should inform issuing laboratory within 15 days from the date of receiving test report.

Address:

1-2/F., Building B, Pengzhou Industrial Park, No.158, Fuyuan 1st Road, Tangwei, Fuhai Subdistrict, Bao'an District, Shenzhen, Guangdong, China

TEL: 400-788-9558

P.C.: 518103

FAX: 0755-33229357

Website: <http://www.chnbctc.com>

E-Mail: bctc@bctc-lab.com.cn

***** END *****