

FCC247_RSS247

Conducted Emissions Limits




Figure 1. CEV Test Setup

FCC247_RSS247

Radiated Band Edge Measurements




Figure 2. Radiated Emissions Setup - 30-1000MHz




Figure 3. Radiated Emissions Setup - 1-18GHz




Figure 4. Radiated Emissions Setup - 18-25GHz




Figure 5. Radiated Emissions Setup - 2.4GHz Band Edges

FCC Part 15 Subpart B

Innovation, Science, and Economic Development (ISED) Canada ICES-003 Issue 7

Conducted Emissions




Figure 6. CEV Test Setup

FCC Part 15 Subpart B

Innovation, Science, and Economic Development (ISED) Canada ICES-003 Issue 7

Radiated Emissions: Limits of Electromagnetic Radiation Disturbance




Figure 7. REE Below 1 GHz Test Setup




Figure 8. REE Above 1 GHz Test Setup