

PHOTOGRAPHS OF THE TEST CONFIGURATION

Conducted Emission Test

Test Mode A




Conducted Emission Test

Test Mode B



Radiated Emission below 1GHz Test
Test Mode A – X Plane





Radiated Emission below 1GHz Test
Test Mode A – Z Plane





Radiated Emissions below 1 GHz Test

Test Mode B – X Plane



Radiated Emissions below 1 GHz Test

Test Mode B – Z Plane



Radiated Emission above 1GHz Test

X Plane



Radiated Emission above 1GHz Test
Z Plane

