




Function description of transmitter TR198B 433M:


1. Emission mode: RF
2. Transmitting Frequency: $433.92\text{M} \pm 0.5\text{MHZ}$
3. Operating Voltage: $3\text{VDC} \pm 20\%$
4. Static Current: $I < 5\mu\text{A}$
5. Operating current of the whole machine: $8\text{mA} < I < 13\text{mA}$
6. Actual transmission distance: $> 10\text{m}$
7. Delay time of all LED s: 5 S





8. Learning function: receiver connected to the power of 30 seconds, hold down the transmitter inside the battery cover learning key (the right black round handle, see LEARN logo) for 3 seconds, article LED lights ablaze, said fan OFF first, 1 to 2 seconds later, a fan or start lamp (set) by the receiver, said learning process is complete, the host can be normal operation at this time
9. Function description : (the appearance of the launcher is shown in the figure above on the right)



- A. : Control the light to do ON/OFF action.
- B. : When S2 switches to the "DIM" position, control the light to DIM in the dark direction; When S2 switches to the "ON" position, this button has no function.
- C. : When S2 switches to the "DIM" position, control the light to DIM in


the bright direction; When S2 switches to the "ON" position, this button has no function.


D. : Short press this button to do ON or OFF action of fan, accompanied by LED instruction

E. : When the fan is turned on, operate this key and the fan speed will be increased to a higher level, 1-9 level, with LED indication

F. : When the fan is turned on, operate this key and the fan speed will decrease by level 9 to level 1, with LED indication

G. : The fan operates in a positive rotation state; : Fan running in reverse state, with LED effect indication

H. : When the fan is running, 2HR, 4HR and 8HR timing time can be set with LED indication (after the timing function is started, the corresponding timing LED will be lit up every 20 seconds, and the lighting duration is 5 seconds).

I. : Press this button to set the fan to run in any of the three different modes of natural wind, accompanied by LED indication (after the function of natural wind is started, the LED corresponding to natural wind will be lit every 20 seconds for a duration of 5 seconds).

J. Learning code and common code setting: when S1 is at the '0' position, it can operate the receiver directly without learning; At '1', the learning action must be completed before the receiver can be operated. S1 is in the battery cover.

FCC Warning

This device complies with Part 15 of the FCC Rules. Operation is subject to the following two conditions:

(1) This device may not cause harmful interference, and (2) this device must accept any interference received, including interference that may cause undesired operation.

NOTE 1: This equipment has been tested and found to comply with the limits for a Class B digital device, pursuant to part 15 of the FCC Rules. These limits are designed to provide reasonable protection against harmful interference in a residential installation. This equipment generates uses and can radiate radio frequency energy and, if not installed and used in accordance with the instructions, may cause harmful interference to radio communications. However, there is no guarantee that interference will not occur in a particular installation. If this equipment does cause harmful interference to radio or television reception, which can be determined by turning the equipment off and on, the user is encouraged to try to correct the interference by one or more of the following measures:

- Reorient or relocate the receiving antenna.
- Increase the separation between the equipment and receiver.
- Connect the equipment into an outlet on a circuit different from that to which the receiver is connected.
- Consult the dealer or an experienced radio/TV technician for help.

NOTE 2: Any changes or modifications to this unit not expressly approved by the party responsible for compliance could void the user's authority to operate the equipment.

IC WARNING

This device contains licence-exempt transmitter(s) that comply with Innovation, Science and Economic Development Canada's licence-exempt RSS(s). Operation is subject to the following two conditions:

- (1) This device may not cause interference.
- (2) This device must accept any interference, including interference that may cause undesired operation of the device.

L'émetteur/récepteur exempt de licence contenu dans le présent appareil est conforme aux CNR d'Innovation, Sciences et Développement économique Canada applicables aux appareils radio exempts de licence. L'exploitation est autorisée aux deux conditions suivantes:

1. L'appareil ne doit pas produire de brouillage;
2. L'appareil doit accepter tout brouillage radioélectrique subi, même si le brouillage est susceptible d'en compromettre le fonctionnement.