

COBY

CSTW52FD

True Wireless Speaker

Verdadero altavoz inalámbrico



User Manual | Manual de usuario



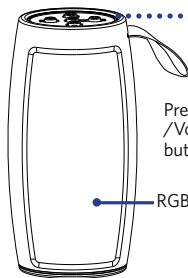
EN ... 01

ES ... 09



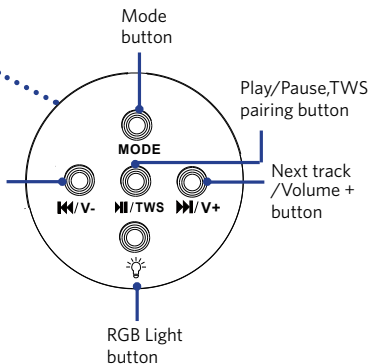
Buttons and Parts

Top Control Panel

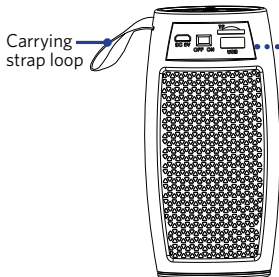


Previous track
/Volume -
button

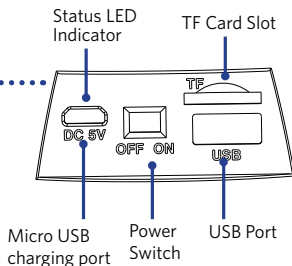
RGB Light



Back Control Panel

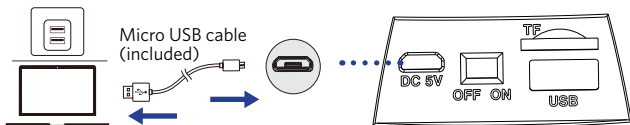


Carrying strap loop





Charging



Charging	● Steady red (Status LED indicator)
Fully charged	Off (Status LED indicator)
Charging time	2 hours

Note: When the battery power level is low, the RGB light may not work, and the volume will turn lower, indicating that it requires charging. When the speaker's battery power gets used up, it will automatically power off.



Powering on/off

- Slide the **Power Switch** to the "ON" position to turn on the speaker. Once the speaker is on, it will default to Bluetooth mode, and the RGB light will be on,
- To turn off the speaker, slide the **Power Switch** to the "OFF" position, and the RGB light will be off.



Bluetooth Mode

Bluetooth connection with your device

When the speaker is on, it will automatically enter Bluetooth pairing mode (If the speaker is in other playback modes, repeatedly press the **Mode button** until the status LED indicator quickly flashes blue to enter Bluetooth mode.). Turn on Bluetooth in your device's settings and search for "CSTW52FD", then tap "CSTW52FD" to connect.

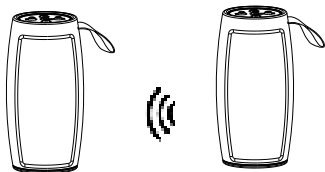
Enter Bluetooth pairing mode	⚙️ Quickly flashing blue (Status LED indicator)
	🔊 Bluetooth mode tone notification
Connected to a device (Successfully paired with your device).	⚙️ Steady blue (Status LED indicator)
	🔊 Connected tone notification

NOTES: The speaker will automatically be paired with your last successfully connected media device the next time it is turned on.

True Wireless Stereo connection

The CSTW52FD supports True Wireless Pairing, which lets you stream your music from your device to two CSTW52FD speakers acting as left and right audio channels for definitive and immersive stereo sound quality. To pair two speakers together, follow the steps below:

1. Bring the two speakers next to each other and turn them on. Make sure neither speaker is connected to any other Bluetooth devices, such as your phone, tablet, or laptop.
2. Press the **Play/Pause button** twice on either speaker until you hear a tone notification,
3. Turn on your Bluetooth in your device's settings and search for "**CSTW52FD**", then tap "**CSTW52FD**" to connect. After they are successfully connected, you can stream music from your phone to both speakers.



NOTES:

- Both speakers will reconnect automatically the next time they are both on, in range and pairing mode.
- To unpair speakers, press twice on the **Play/Pause button** on either speaker; to pair again, press the **Play/Pause button** twice again.

For Music Playback


Play / Pause	Press the Play/Pause button ⏮ once
Next track	Press the Next Track/Volume+ button once
Previous track	Press the Previous Track/Volume - button once
Volume up	Press and hold the Next Track/Volume+ button
Volume down	Press and hold the Previous Track/Volume - button


Note: When you receive or make a call, you can press the **Play/Pause button** once to answer the call. And the music that is playing will automatically pause. But the person's voice on the other end of the line can only be heard through your phone. You can press and hold the **Play/Pause button** to end the call. Press and hold the **Play/Pause button** to reject a call, then the music will resume.



FM Radio mode

Repeatedly press the **Mode button** to switch to the FM Radio mode. Insert the included Micro USB charging cable into the charging port as an antenna to adjust for better signals.

Press the **Play / Pause button**  to automatically search for the radio stations, then all available radio stations will be stored by the preset channel number in order, and the first preset radio station will broadcast automatically.

While searching for the radio stations, press the **Play / Pause button**  again to stop searching and broadcast the current frequency radio.

Next radio station	Press the Next Track/Volume+ button once
Previous radio station	Press the Previous Track/Volume – button once
Volume up	Press and hold the Next Track/Volume+ button
Volume down	Press and hold the Previous Track/Volume – button

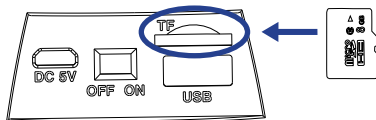


Playing from external device

USB / TF card

Under any mode, insert a TF card/USB disk into the TF card slot/USB port of your speaker, it will immediately play the music files in the TF card, USB disk.

The music playback controls are the same as the Bluetooth mode.



The speaker will take the newly connected USB disk or TF card as the first priority for the music playback. If the USB disk and TF card are connected to the speaker at the same time, you can repeatedly press the **Mode button** to toggle these playback modes, and the playback mode will change as follows:



RGB Light Mode

There are 6 light modes available, under any playback mode, repeatedly press the **RGB Light button** to toggle between the 6 light modes. Press and hold the **RGB Light button** to turn off the RGB light. In light off mode, press the **RGB Light button** once to turn on the light again.



Specifications

Model NO./ Name	CSTW52FD/ True Wireless Party Speaker
Power Input	5V / 0.5A
Power Consumption	5W
Battery Type	Lithium-ion
Charging Time	2 Hours
Playtime	Up to 3 hours
Frequency Response	50Hz-18kHz
FM Frequency Range	87.5-108.0Mhz
Bluetooth Version	V5.3
Operation Range	33ft (10M)
Dimension	2.83" x 2.83" x 5.90" (72 x 72 x 150 mm)
Weight	6.35 oz (180 g)



Safety statement

Safety Precautions

1. Avoid dropping.
2. Do not disassemble this device.
3. Do not expose this device to rain or moisture or submerge in water.
4. Ideal temperatures are 0°C to 35°C. Avoid extreme temperatures.
5. Keep the device away from excessive heat, such as sunshine, fire or the like.
6. Do not use the device outdoors during thunderstorms.
7. Use original or certified cables.
8. Do not use any corrosive cleaner/oil to clean.
9. Keep out of reach of children. It contains small parts which may be a choking hazard.
10. Observe local laws and regulations while using the device.
11. To prevent damage to your device's parts or internal circuits, do not use it in dusty, smoky, damp or dirty environments.
12. Do not use, store or transport the device where flammables or explosives are stored. Using your device in these environments increases the risk of explosion or fire.

FCC Statement

FCC ID: 2AMSOCSTW52FD

This device complies with Part 15 of the FCC Rules. Operation is subject to the following two conditions:

(1) this device may not cause harmful interference, and (2) this device must accept any interference received, including interference that may cause undesired operation.

Warning: Changes or modifications not expressly approved by the party responsible for compliance could void the user's authority to operate the equipment.

Note: This equipment has been tested and found to comply with the limits for a Class B digital device, pursuant to Part 15 of the FCC Rules. These limits are designed to provide reasonable protection against harmful interference in a residential installation.

This equipment generates, uses and can radiate radio frequency energy and, if not installed and used in accordance with the instructions, may cause harmful interference to radio communications. However, there is no guarantee that interference will not occur in a particular installation. If this equipment does cause harmful interference to radio or television reception, which can be determined by turning the equipment off and on, the user is encouraged to try to correct the interference by one or more of the following measures: (1) Reorient or relocate the receiving antenna. (2) Increase the separation between the equipment and receiver. (3) Connect the equipment into an outlet on a circuit different from that to which the receiver is connected. (4) Consult the dealer or an experienced radio / TV technician for help.

FCC Radiation Exposure Statement:

The device has been evaluated to meet general RF exposure requirement.

The device can be used in portable exposure condition without restriction.

Disclaimer

All information, design and specifications contained in this manual were correct at the time of this publication. As the product goes under continuous upgrades and changes, however, the final device may have slight differences. The contents of this manual are subject to change without prior notice, and Coby will not be liable for any errors contained herein or for incidental or consequential damages in connection with the furnishing performance or use of this manual.

COBY COPYRIGHT© 2023 ALL RIGHTS RESERVED. COBY IS A REGISTERED TRADEMARK OF CBY HOLDINGS, LLC. MANUFACTURED BY SUMMIT ELECTRONICS LLC. USED UNDER LICENSE. CBY HOLDINGS, LLC DOES NOT MANUFACTURE THIS PRODUCT OR PROVIDE ANY MANUFACTURER'S WARRANTY OR SUPPORT. THE BLUETOOTH® WORD MARK AND LOGOS ARE REGISTERED TRADEMARKS OWNED BY THE BLUETOOTH SIG, INC. AND ANY USE OF SUCH MARKS BY SUMMIT ELECTRONICS LLC IS UNDER LICENSE. OTHER TRADEMARKS AND TRADE NAMES ARE PROPERTY OF THEIR RESPECTIVE OWNERS.

 WARNING: CANCER AND REPRODUCTIVE HARM - WWW.P65WARNINGS.CA.GOV.



SUMMIT ELECTRONICS LLC One Year Limited Warranty

SUMMIT ELECTRONICS LLC LIMITED WARRANTY ("Warranty") - For product Categories Listed in Chart Below (as applicable, "Product") Before returning your Product for service under this Warranty, please (i) read the instruction manual carefully. If you are still having trouble with your Product, please contact Technical Support at support@summitcegroup.com.

Warning: Some Products may contain components that are small enough to be swallowed. Please keep out of reach of children.

Subject to the terms and conditions herein, SUMMIT ELECTRONICS LLC (hereinafter called "SUMMIT ELECTRONICS LLC") warrants to the original purchaser of the Product ("Customer") that for the applicable Warranty Period listed below, the Product will be free from defects in material or workmanship under normal, non-commercial use ("Defects").

Warranty Period encompasses, as listed below, separate "Coverage Periods" for Parts and Labor, each Coverage Period for one year, to begin from the original date of Customer purchase. If Customer returns a defective Product (or any component thereof) during the applicable Warranty Period, SUMMITELECTRONICSLLC will, at its option, during the specified Coverage Periods for Parts and Labor (as applicable) either: (i) repair the Product (or, as applicable, any component thereof) or (ii) replace the Product (or, as applicable, any component thereof) with a new or refurbished Product (or, as applicable, any component thereof), in either case free of charge to Customer for Parts and/ or Labor (as applicable) during the specified Coverage Period only, and excluding applicable shipping charges (noted below), for which the Customer is responsible. The foregoing states the Customer's exclusive remedy and SUMMIT ELECTRONICS LLC's sole liability for breach of the limited warranty contained herein.

This Warranty specifically excludes any Product (or, as applicable, any component thereof) that has been subject to or Defects resulting from: (a) any neglect or misuse by a Customer, an accident, improper application, violation of operating instructions for the product, any other Customer-induced damage, or the alteration or removal of any product serial number; (b) any modification or repair to Product (or, as applicable, any component thereof) by any party other than SUMMIT ELECTRONICS LLC or a party authorized in writing by SUMMIT ELECTRONICS LLC; (c) any damage to Product (or, as applicable, any component thereof) due to power surges, incorrect electrical voltage, misconnection to any device, or malfunction of any device used with the Product (or, as applicable, any component thereof); (d) cosmetic damage to the Product (or, as applicable, any component thereof) caused by normal wear and tear; (e) shipping damage that occurs while the Product is in transit; (f) damage caused by heat sources, sunlight, electromagnetic conditions, or other climatic conditions; or (g) any acts of God. Product is sold to Customer for personal, non-commercial use only. Product is not warranted for Customer's commercial or rental use.

In addition, Product is not warranted against failure, and should not be used by Customer for any application where (i) there is a risk that any data stored on Product will be breached or otherwise compromised, or (ii) the data stored on Product is relied upon for medical or lifesaving applications. SUMMIT ELECTRONICS LLC disclaims any Warranty for any of the foregoing uses to the fullest extent permitted by law. Customer assumes any and all risks associated with such uses of Product and agrees to indemnify SUMMIT ELECTRONICS LLC for any damages claimed against SUMMIT ELECTRONICS LLC for such uses. EXCEPT FOR EXPRESS WARRANTIES STATED ABOVE AND TO THE MAXIMUM EXTENT PERMITTED BY LAW, THE PRODUCTS ARE PROVIDED "AS IS", AND SUMMIT ELECTRONICS LLC DISCLAIMS ALL OTHER WARRANTIES, INCLUDING WITHOUT LIMITATION ANY IMPLIED WARRANTY(I) OF MERCHANTABILITY, (II) OF FITNESS FOR A PARTICULAR PURPOSE, OR (III) OF NON-INFRINGEMENT OF THIRD-PARTY RIGHTS. TO THE MAXIMUM EXTENT PERMITTED BY APPLICABLE LAW, IN NO EVENT WILL SUMMIT ELECTRONICS LLC BE LIABLE TO CUSTOMER OR ANY THIRD PARTY FOR ANY INDIRECT, SPECIAL, INCIDENTAL, CONSEQUENTIAL, EXEMPLARY OR PUNITIVE DAMAGES, INCLUDING,

WITHOUT LIMITATION, ANY LOST PROFITS OR REVENUES, LOSS OR INACCURACY OF ANY DATA OR COST OF SUBSTITUTE GOODS, REGARDLESS OF THE THEORY OF LIABILITY (INCLUDING NEGLIGENCE) AND EVEN IF SUMMIT ELECTRONICS LLC HAS BEEN ADVISED OF THE POSSIBILITY OF SUCH DAMAGES, SUMMIT ELECTRONICS LLC'S AGGREGATE LIABILITY TO CUSTOMER FOR ACTUAL DIRECT DAMAGES FOR ANY CAUSE WHATSOEVER SHALL BE LIMITED TO THE CUMULATIVE PRODUCT FEES PAID BY THAT CUSTOMER FOR THE PRODUCT CAUSING THE DAMAGES, IF ANY. This Warranty gives Customer specific rights, and Customer may also have other rights that vary from jurisdiction to jurisdiction. To obtain Warranty service, Customer must email SUMMIT ELECTRONICS LLC Technical Support prior to making a Product return. Customer must include with Product return the following items (failure to enclose any of these items may result in a delay in the processing of your Warranty claim): (i) a dated sales receipt that indicates the place of purchase, model number of Product, and amount paid; (ii) a detailed description of Customer's problem with Product; (iii) Customer's full name, phone number, and return address, and; (iv) a money order made out to SUMMIT ELECTRONICS LLC Electronics Corporation to cover return shipping charges to US destinations only, for the applicable dollar amount shown for the Product in the table above. SUMMIT ELECTRONICS LLC will not make return shipments to a P.O. Box. For shipping to international addresses, actual freight will be charged to Customer. Return your Product freight-prepaid in its original packaging, or packaging that affords an equal measure of protection. Please allow 4 to 6 weeks for the processing of your claim (6 to 8 weeks from November to February).

PRODUCT CATEGORY	SHIPPING* (USD)
Adapters, Converters, Chargers, Headphones, Microphones, Cellular Accessories	\$7.99
Alarm Clocks, Portable CD Players, Radios, Corded Telephones, MP3 Players, Digital Photo Frames (screen size less than 5")	\$7.99
Portable Stereo Systems, Speaker Systems, Cordless Telephones, Home DVD Players	\$14.99
Home Theater DVD Systems, Portable DVD Players, Portable Media Players, Digital Photo Frames (screen sizes 5" to 11")	\$14.99

You must email SUMMIT ELECTRONICS LLC Technical Support prior to making a return. Please ask if you are unsure of which category your product falls under.

*US destinations only.



Customer Service

Servicio al Cliente

To get the best after-sales service, access the Contact webpage from the link:

<https://summitcegroup.com/pages/contact>.

Or email us at support@summitcegroup.com for return information and customer support!

Para obtener el mejor servicio postventa, acceda a la página web de contacto desde el enlace: <https://summitcegroup.com/pages/contact>.
iO envíenos un correo electrónico a support@summitcegroup.com para obtener información sobre devoluciones y atención al cliente!

For more information, please visit:

Para mayor información por favor visite:

summitcegroup.com

Model#: CSTW52FD (FD#2102177)

QDID#: 110839

Date Code: 2023-3