

**产品参数**

型 号：QXS-001

蓝牙版本：蓝牙5.3

通信距离：≤15m

电池容量：500mA

充电时间：约1.5个小时

连续使用时间：≤800小时

待机时间：12-18个月

**产品说明**

本产品适用各类自行车、电动车、摩托车、汽车等不带多功能音乐控制设备。在保证安全驾驶的同时可以方便使用手机多媒体功能及拨打电话。使用时手机需要同时连接本产品跟其他蓝牙耳机、音响、汽车蓝牙等设备。通过本产品实现遥控控制多媒体音乐、音量大小、上下曲、启动语音助手等功能。

包 装 内 含：遥控器\*1/说明书\*1/Typ-c充电线\*1





执行标准号：GB 4943.1-2011

通 讯 方 式：蓝牙5.0及以上

产 地：中国 深圳

制 造 商：深圳市瑞鑫威科技有限公司

生 产 地 址：深圳市光明区将富路10号A栋



Made in china

**骑 侠 仕**

**表带式智能遥控器**





无线



手机



蓝牙耳机



蓝牙音响



单击:播放/暂停，接听/挂断电话

双击:回拨电话

长按:来电拒接

单击:增大音量

长按:持续增大音量

单击:减小音量

长按:持续减小音量

单击:音乐上一曲

长按:启动智能语音助手

单击:音乐下一曲

长按:启动智能语音助手

**表带式蓝牙遥控器**

**QXS-001**



**用户手册**

使用前请仔细阅读本手册

**产品说明：**

本产品适用各类自行车、电动车、摩托车、汽车等不带多功能音乐控制设备。在保证安全驾驶的同时可以方便使用手机多媒体功能及拨打电话。使用时手机需要同时连接本产品跟其他蓝牙耳机、音响、汽车蓝牙等设备。通过本产品实现遥控控制多媒体音乐、音量大小、上下曲、启动语音助手等功能。

**工作原理展示：**



**特别说明：**本遥控器不带喇叭麦克风，需要手机同时连接 QXS-001 前往任意蓝牙播放设备一起使用效果更佳

**按键功能展示：**



单击：播放/暂停，接听/挂断电话

双击：回拨电话

长按：来电拒接

单击：增大音量

长按：持续增大音量

单击：减小音量

长按：持续减小音量

单击：音乐上一曲

长按：启动智能语音助手

单击：音乐下一曲

长按：启动智能语音助手

**操作步骤：**

- 将产品通过表带固定到自行车、摩托车、电动自行车握把处；
- 单击  按键,启动遥控器，按键蓝灯闪烁；
- 打开手机“设置” → “蓝牙” → 找到设备名：QXS-001，并点击连接
- 打开手机音乐播放器即可实现音乐播放
- 手机连接其他蓝牙耳机、音响，不会影响本产品的功能操作。

**产品参数：**

蓝牙版本：蓝牙 5.3

通信距离：≤15m

电池容量：500mA

充电时间：约 1.5 个小时

连续使用时间：≤800 小时

待机时间：12-18 个月

**产品包装清单：**

- QXS-001 遥控器 1 个；
- 充电线 1 条
- 说明书 1 份



Made in china

**Bluetooth remote control**

**QXS-001**



**User Manual**

Please read this manual carefully before use

**Product Presentation:**

This product is suitable for all kinds of Bicycles, Electric Bikes, Motorcycles, Cars and other non-multiple-functional music control equipment. While ensuring safe driving, it is convenient to use the multimedia functions of mobile phones and make calls. The mobile phone needs to connect this product with other Bluetooth headset, stereo, car Bluetooth and other devices at the same time. Through this product to achieve remote control multimedia music, volume, up and down, start voice assistant and other functions.

**Working Principle Demonstration:**



**Special Note:** This remote control does not have speaker microphone, you need to connect the phone to QXS-001 at the same time with any Bluetooth playback equipment to use the effect better!!!

**Key function display:**



Click：Answer/End the call or Play/ Pause the music.

Double-click：Call Back

Click：Increase Volume

Long Press:Keep turning up the volume

Click：Decrease Volume

Long Press:Keep turning down the volume

Click：Prev song

Long Press:Start voice Assistant

Click:Next song

Long Press:Start voice Assistant

**Usage Procedure:**

- The product is fixed to the handle of Bicycle,Electric Bicycle and Motorcycle through the watchband.
- Click the  button and start the remote control. The blue light flashes.
- Open "Settings" and "Bluetooth" of the mobile phone to find the device name: QXS-001 and click Connect
- Turn on the mobile phone music player to realize music playback
- The function operation of this product will not be affected if the mobile phone is connected with other Bluetooth earphones and stereos.

**Product Parameter**

Wireless version: Wireless 5.3

Distance: ≤15m

Working Time: ≥800h


Charging Time: ≤21.5h

Battery Capacity: 500mA

Stand-by Time: 12-18 months

**Packing List:**

- QXS-001 1 pcs
- Charging cable 1 pcs
- Copy of manual 1 pcs



Made in china

#### FCC Caution:

This device complies with part 15 of the FCC Rules. Operation is subject to the following two conditions: (1) This device may not cause harmful interference, and (2) this device must accept any interference received, including interference that may cause undesired operation.

Any changes or modifications not expressly approved by the party responsible for compliance could void the user's authority to operate the equipment.

NOTE: This equipment has been tested and found to comply with the limits for a Class B digital device, pursuant to Part 15 of the FCC Rules. These limits are designed to provide reasonable protection against harmful interference in a residential installation. This equipment generates, uses and can radiate radio frequency energy and, if not installed and used in accordance with the instructions, may cause harmful interference to radio communications. However, there is no guarantee that interference will not occur in a particular installation.

If this equipment does cause harmful interference to radio or television reception,

which can be determined by turning the equipment off and on, the user is encouraged to try to correct the interference by one or more of the following measures:

- Reorient or relocate the receiving antenna.
- Increase the separation between the equipment and receiver.
- Connect the equipment into an outlet on a circuit different from that to which the receiver is connected.
- Consult the dealer or an experienced radio/TV technician for help.

The device has been evaluated to meet general RF exposure requirement. The device can be used in portable exposure condition without restriction.