

System Performance Check Report for D5GHzV2 - SN1168

Exposure Conditions

Frequency [MHz] Channel Number	5750.000 0	TSL Permittivity	36.3
Group UID	CW 0--	TSL Conductivity [S/m]	5.11
Conversion Factor	5.16	Phantom Section TSL	Flat HSL

Hardware Setup


Probe Calibration Date	EX3DV4 - SN7657 2023-05-30	Phantom	Twin-SAM V8.0 (30deg probe tilt)
DAE Calibration Date	DAE4 Sn1357 2023-01-27	TSL Type	HBBL-600-10000
Software Version	16.2.4.2524		

Scans Setup

	Area Scan	Zoom Scan
Grid Extents [mm]	40.0 x 80.0	22.0 x 22.0 x 22.0
Grid Steps [mm]	10.0 x 10.0	4.0 x 4.0 x 1.4
Sensor Surface [mm]	3.0	1.4
Graded Grid	N/A	Yes
M2/M1 [%]		60.8
Dist 3dB Peak [mm]		7.2

Measurement Results

	Area Scan	Zoom Scan
psSAR1g [W/Kg]	6.68	7.30
psSAR10g [W/Kg]	1.89	2.08
Power Drift [dB]	N/A	-0.05



System Performance Check Report for D5GHzV2 - SN1168

Exposure Conditions

Frequency [MHz] Channel Number	5250.000 0	TSL Permittivity	36.2
Group UID	CW 0--	TSL Conductivity [S/m]	4.53
Conversion Factor	5.79	Phantom Section TSL	Flat HSL

Hardware Setup


Probe Calibration Date	EX3DV4 - SN7657 2023-05-30	Phantom	Twin-SAM V8.0 (30deg probe tilt)
DAE Calibration Date	DAE4 Sn1799 2023-04-04	TSL Type	HBBL-600-10000
Software Version	16.2.4.2524		

Scans Setup

	Area Scan	Zoom Scan
Grid Extents [mm]	40.0 x 80.0	22.0 x 22.0 x 22.0
Grid Steps [mm]	10.0 x 10.0	4.0 x 4.0 x 1.4
Sensor Surface [mm]	3.0	1.4
Graded Grid	N/A	Yes
M2/M1 [%]		65.5
Dist 3dB Peak [mm]		7.4

Measurement Results

	Area Scan	Zoom Scan
psSAR1g [W/Kg]	7.37	8.32
psSAR10g [W/Kg]	2.23	2.43
Power Drift [dB]	N/A	0.02



System Performance Check Report for D5GHzV2 - SN1168

Exposure Conditions

Frequency [MHz] Channel Number	5600.000 0	TSL Permittivity	35.5
Group UID	CW 0--	TSL Conductivity [S/m]	4.92
Conversion Factor	4.93	Phantom Section TSL	Flat HSL

Hardware Setup

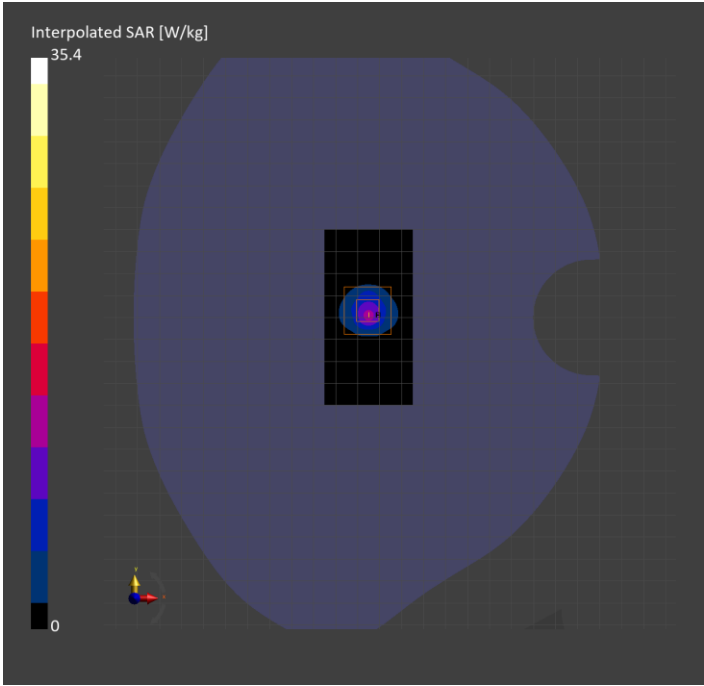
Probe Calibration Date	EX3DV4 - SN7657 2023-05-30	Phantom	Twin-SAM V8.0 (30deg probe tilt)
DAE Calibration Date	DAE4 Sn1799 2023-04-04	TSL Type	HBBL-600-10000
Software Version	16.2.4.2524		

Scans Setup

	Area Scan	Zoom Scan
Grid Extents [mm]	40.0 x 80.0	22.0 x 22.0 x 22.0
Grid Steps [mm]	10.0 x 10.0	4.0 x 4.0 x 1.4
Sensor Surface [mm]	3.0	1.4
Graded Grid	N/A	Yes
M2/M1 [%]		64.1
Dist 3dB Peak [mm]		7.3

Measurement Results

	Area Scan	Zoom Scan
psSAR1g [W/Kg]	8.24	8.95
psSAR10g [W/Kg]	2.38	2.55
Power Drift [dB]	N/A	-0.01



System Performance Check Report for D2450V2 - SN899

Exposure Conditions

Frequency [MHz] Channel Number	2450.000 0	TSL Permittivity	39.9
Group UID	CW 0--	TSL Conductivity [S/m]	1.74
Conversion Factor	7.87	Phantom Section TSL	Flat HSL

Hardware Setup


Probe Calibration Date	EX3DV4 - SN7657 2023-05-30	Phantom	Twin-SAM V8.0 (30deg probe tilt)
DAE Calibration Date	DAE4 Sn1799 2023-04-04	TSL Type	HBBL-600-10000
Software Version	16.2.4.2524		

Scans Setup

	Area Scan	Zoom Scan
Grid Extents [mm]	40.0 x 80.0	30.0 x 30.0 x 30.0
Grid Steps [mm]	10.0 x 10.0	5.0 x 5.0 x 1.5
Sensor Surface [mm]	3.0	1.4
Graded Grid	N/A	Yes
M2/M1 [%]		81.1
Dist 3dB Peak [mm]		9.0

Measurement Results

	Area Scan	Zoom Scan
psSAR1g [W/Kg]	5.46	5.49
psSAR10g [W/Kg]	2.53	2.63
Power Drift [dB]	N/A	0.01



System Performance Check Report for D3700V2 - SN1039

Exposure Conditions

Frequency [MHz] Channel Number	3700.000 0	TSL Permittivity	36.4
Group UID	CW 0--	TSL Conductivity [S/m]	3.15
Conversion Factor	6.89	Phantom Section TSL	Flat HSL

Hardware Setup


Probe Calibration Date	EX3DV4 - SN7657 2023-05-30	Phantom	Twin-SAM V8.0 (30deg probe tilt)
DAE Calibration Date	DAE4 Sn1799 2023-04-04	TSL Type	HBBL-600-10000
Software Version	16.2.4.2524		

Scans Setup

	Area Scan	Zoom Scan
Grid Extents [mm]	40.0 x 80.0	28.0 x 28.0 x 28.0
Grid Steps [mm]	10.0 x 10.0	5.0 x 5.0 x 1.4
Sensor Surface [mm]	3.0	1.4
Graded Grid	N/A	Yes
M2/M1 [%]		74.8
Dist 3dB Peak [mm]		8.0

Measurement Results

	Area Scan	Zoom Scan
psSAR1g [W/Kg]	6.27	6.33
psSAR10g [W/Kg]	2.32	2.35
Power Drift [dB]	N/A	-0.10



System Performance Check Report for D3500V2 - SN1060

Exposure Conditions

Frequency [MHz] Channel Number	3500.000 0	TSL Permittivity	38.2
Group UID	CW 0--	TSL Conductivity [S/m]	2.78
Conversion Factor	6.96	Phantom Section TSL	Flat HSL

Hardware Setup


Probe Calibration Date	EX3DV4 - SN7657 2023-05-30	Phantom	Twin-SAM V8.0 (30deg probe tilt)
DAE Calibration Date	DAE4 Sn1799 2023-04-04	TSL Type	HBBL-600-10000
Software Version	16.2.4.2524		

Scans Setup

	Area Scan	Zoom Scan
Grid Extents [mm]	40.0 x 80.0	28.0 x 28.0 x 28.0
Grid Steps [mm]	10.0 x 10.0	5.0 x 5.0 x 1.4
Sensor Surface [mm]	3.0	1.4
Graded Grid	N/A	Yes
M2/M1 [%]		75.0
Dist 3dB Peak [mm]		8.3

Measurement Results

	Area Scan	Zoom Scan
psSAR1g [W/Kg]	5.90	6.05
psSAR10g [W/Kg]	2.27	2.28
Power Drift [dB]	N/A	0.01



System Performance Check Report for D2450V2 - SN748

Exposure Conditions

Frequency [MHz] Channel Number	2450.000 0	TSL Permittivity	41.1
Group UID	CW 0--	TSL Conductivity [S/m]	1.74
Conversion Factor	7.87	Phantom Section TSL	Flat HSL

Hardware Setup

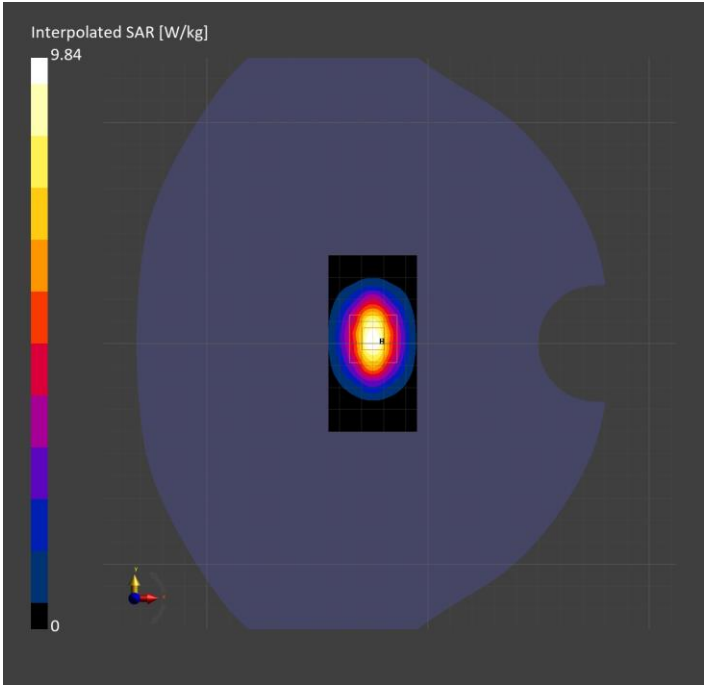
Probe Calibration Date	EX3DV4 - SN7657 2023-05-30	Phantom	Twin-SAM V8.0 (30deg probe tilt)
DAE Calibration Date	DAE4 Sn1799 2023-04-04	TSL Type	HBBL-600-10000
Software Version	16.2.4.2524		

Scans Setup

	Area Scan	Zoom Scan
Grid Extents [mm]	40.0 x 80.0	30.0 x 30.0 x 30.0
Grid Steps [mm]	10.0 x 10.0	5.0 x 5.0 x 1.5
Sensor Surface [mm]	3.0	1.4
Graded Grid	N/A	Yes
M2/M1 [%]		81.6
Dist 3dB Peak [mm]		9.0

Measurement Results

	Area Scan	Zoom Scan
psSAR1g [W/Kg]	4.93	4.97
psSAR10g [W/Kg]	2.25	2.36
Power Drift [dB]	N/A	-0.04



System Performance Check Report for D5GHzV2 - SN1168

Exposure Conditions

Frequency [MHz] Channel Number	5750.000 0	TSL Permittivity	35.2
Group UID	CW 0--	TSL Conductivity [S/m]	5.18
Conversion Factor	5.04	Phantom Section TSL	Flat HSL

Hardware Setup

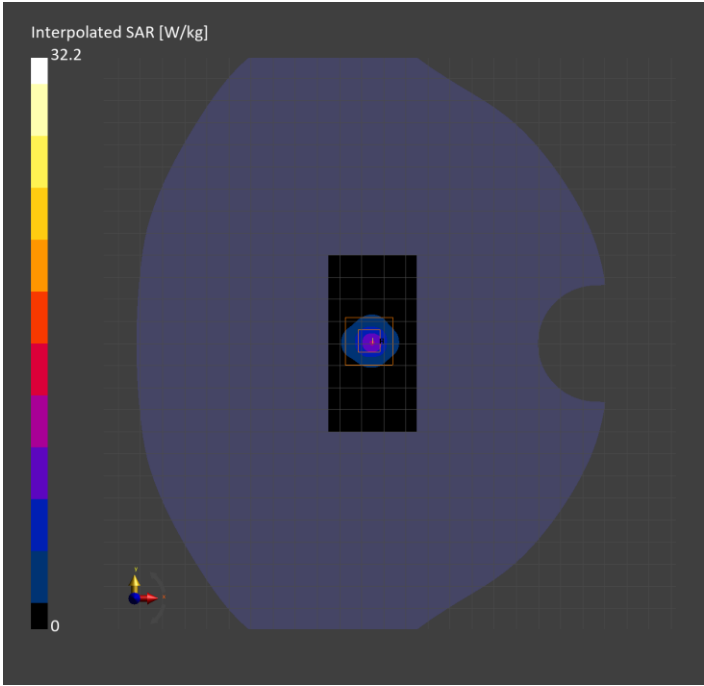
Probe Calibration Date	EX3DV4 - SN7356 2023-03-17	Phantom	Twin-SAM V8.0 (30deg probe tilt)
DAE Calibration Date	DAE4 Sn1674 2023-05-11	TSL Type	HBBL-600-10000
Software Version	16.2.4.2524		

Scans Setup

	Area Scan	Zoom Scan
Grid Extents [mm]	40.0 x 80.0	22.0 x 22.0 x 22.0
Grid Steps [mm]	10.0 x 10.0	4.0 x 4.0 x 1.4
Sensor Surface [mm]	3.0	1.4
Graded Grid	N/A	Yes
M2/M1 [%]		59.4
Dist 3dB Peak [mm]		7.3

Measurement Results

	Area Scan	Zoom Scan
psSAR1g [W/Kg]	6.85	7.19
psSAR10g [W/Kg]	1.93	2.02
Power Drift [dB]	N/A	-0.04



System Performance Check Report for D5GHzV2 - SN1003

Exposure Conditions

Frequency [MHz] Channel Number	5250.000 0	TSL Permittivity	35.0
Group UID	CW 0--	TSL Conductivity [S/m]	4.66
Conversion Factor	5.58	Phantom Section TSL	Flat HSL

Hardware Setup

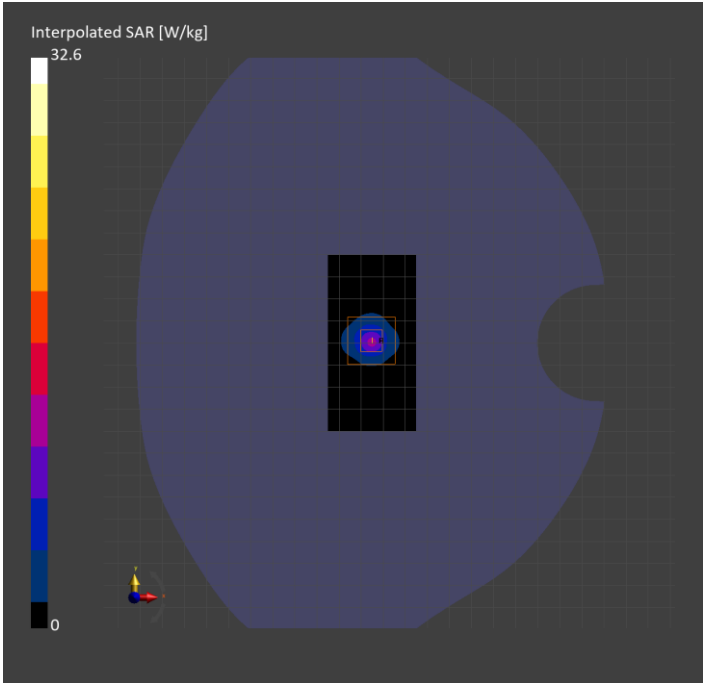
Probe Calibration Date	EX3DV4 - SN7356 2023-03-17	Phantom	Twin-SAM V8.0 (30deg probe tilt)
DAE Calibration Date	DAE4 Sn1674 2023-05-11	TSL Type	HBBL-600-10000
Software Version	16.2.4.2524		

Scans Setup

	Area Scan	Zoom Scan
Grid Extents [mm]	40.0 x 80.0	22.0 x 22.0 x 22.0
Grid Steps [mm]	10.0 x 10.0	4.0 x 4.0 x 1.4
Sensor Surface [mm]	3.0	1.4
Graded Grid	N/A	Yes
M2/M1 [%]		62.3
Dist 3dB Peak [mm]		7.2

Measurement Results

	Area Scan	Zoom Scan
psSAR1g [W/Kg]	7.09	7.88
psSAR10g [W/Kg]	2.03	2.24
Power Drift [dB]	N/A	0.04



System Performance Check Report for D5GHzV2 - SN1003

Exposure Conditions

Frequency [MHz] Channel Number	5600.000 0	TSL Permittivity	36.3
Group UID	CW 0--	TSL Conductivity [S/m]	5.01
Conversion Factor	4.98	Phantom Section TSL	Flat HSL

Hardware Setup


Probe Calibration Date	EX3DV4 - SN7356 2023-03-17	Phantom	Twin-SAM V8.0 (30deg probe tilt)
DAE Calibration Date	DAE4 Sn1674 2023-05-11	TSL Type	HBBL-600-10000
Software Version	16.2.4.2524		

Scans Setup

	Area Scan	Zoom Scan
Grid Extents [mm]	40.0 x 80.0	22.0 x 22.0 x 22.0
Grid Steps [mm]	10.0 x 10.0	4.0 x 4.0 x 1.4
Sensor Surface [mm]	3.0	1.4
Graded Grid	N/A	Yes
M2/M1 [%]		64.6
Dist 3dB Peak [mm]		7.6

Measurement Results

	Area Scan	Zoom Scan
psSAR1g [W/Kg]	8.13	8.95
psSAR10g [W/Kg]	2.42	2.56
Power Drift [dB]	N/A	0.01



System Performance Check Report for D5GHzV2 - SN1003

Exposure Conditions

Frequency [MHz] Channel Number	5750.000 0	TSL Permittivity	36.1
Group UID	CW 0--	TSL Conductivity [S/m]	5.20
Conversion Factor	5.04	Phantom Section TSL	Flat HSL

Hardware Setup


Probe Calibration Date	EX3DV4 - SN7356 2023-03-17	Phantom	Twin-SAM V8.0 (30deg probe tilt)
DAE Calibration Date	DAE4 Sn1674 2023-05-11	TSL Type	HBBL-600-10000
Software Version	16.2.4.2524		

Scans Setup

	Area Scan	Zoom Scan
Grid Extents [mm]	40.0 x 80.0	22.0 x 22.0 x 22.0
Grid Steps [mm]	10.0 x 10.0	4.0 x 4.0 x 1.4
Sensor Surface [mm]	3.0	1.4
Graded Grid	N/A	Yes
M2/M1 [%]		63.1
Dist 3dB Peak [mm]		7.4

Measurement Results

	Area Scan	Zoom Scan
psSAR1g [W/Kg]	7.49	8.28
psSAR10g [W/Kg]	2.24	2.38
Power Drift [dB]	N/A	0.07



System Performance Check Report for D1950V3 - SN1136

Exposure Conditions

Frequency [MHz] Channel Number	1950.000 0	TSL Permittivity	39.4
Group UID	CW 0--	TSL Conductivity [S/m]	1.43
Conversion Factor	8.42	Phantom Section TSL	Flat HSL

Hardware Setup

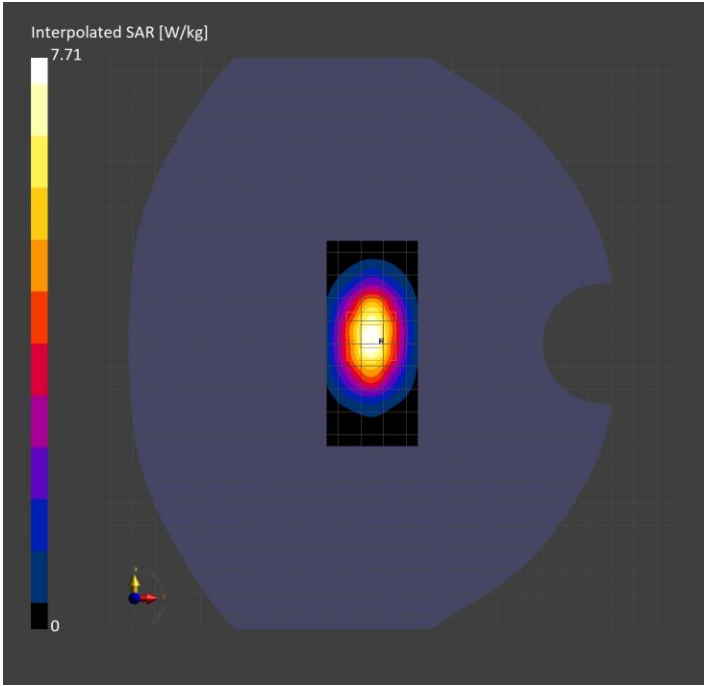
Probe Calibration Date	EX3DV4 - SN3989 2024-01-09	Phantom	Twin-SAM V8.0 (30deg probe tilt)
DAE Calibration Date	DAE4 Sn1674 2023-05-11	TSL Type	HBBL-600-10000
Software Version	16.2.4.2524		

Scans Setup

	Area Scan	Zoom Scan
Grid Extents [mm]	40.0 x 90.0	30.0 x 30.0 x 30.0
Grid Steps [mm]	10.0 x 15.0	6.0 x 6.0 x 1.5
Sensor Surface [mm]	3.0	1.4
Graded Grid	N/A	Yes
M2/M1 [%]		85.3
Dist 3dB Peak [mm]		10.8

Measurement Results

	Area Scan	Zoom Scan
psSAR1g [W/Kg]	4.31	4.30
psSAR10g [W/Kg]	2.21	2.27
Power Drift [dB]	N/A	-0.06



System Performance Check Report for D1640V2 - SN324

Exposure Conditions

Frequency [MHz] Channel Number	1640.000 0	TSL Permittivity	43.4
Group UID	CW 0--	TSL Conductivity [S/m]	1.23
Conversion Factor	8.51	Phantom Section TSL	Flat HSL

Hardware Setup

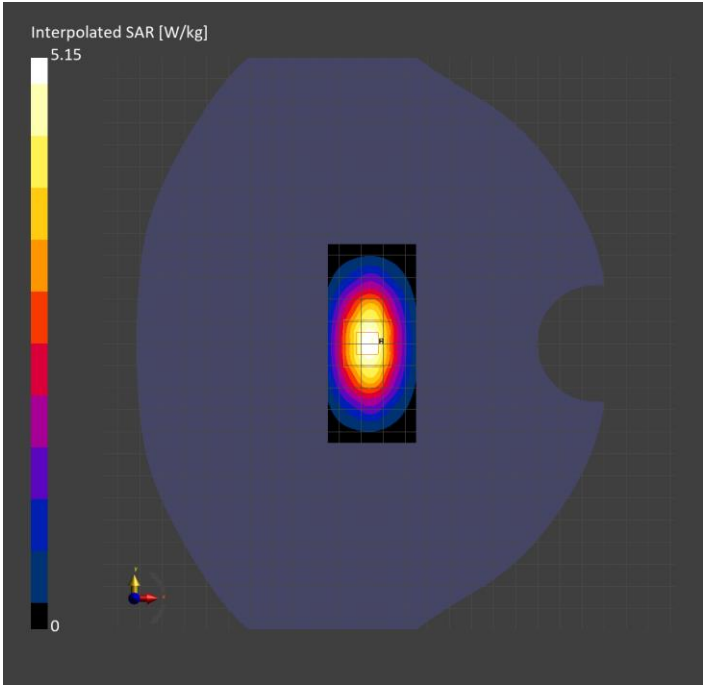
Probe Calibration Date	EX3DV4 - SN3989 2024-01-09	Phantom	Twin-SAM V8.0 (30deg probe tilt)
DAE Calibration Date	DAE4 Sn1674 2023-05-11	TSL Type	HBBL-600-10000
Software Version	16.2.4.2524		

Scans Setup

	Area Scan	Zoom Scan
Grid Extents [mm]	40.0 x 90.0	30.0 x 30.0 x 30.0
Grid Steps [mm]	10.0 x 15.0	6.0 x 6.0 x 1.5
Sensor Surface [mm]	3.0	1.4
Graded Grid	N/A	Yes
M2/M1 [%]		89.5
Dist 3dB Peak [mm]		10.8

Measurement Results

	Area Scan	Zoom Scan
psSAR1g [W/Kg]	3.33	3.32
psSAR10g [W/Kg]	1.83	1.87
Power Drift [dB]	N/A	-0.01



System Performance Check Report for D3700V2 - SN1039

Exposure Conditions

Frequency [MHz] Channel Number	3700.000 0	TSL Permittivity	40.6
Group UID	CW 0--	TSL Conductivity [S/m]	2.82
Conversion Factor	7.02	Phantom Section TSL	Flat HSL

Hardware Setup


Probe Calibration Date	EX3DV4 - SN3989 2024-01-09	Phantom	Twin-SAM V8.0 (30deg probe tilt)
DAE Calibration Date	DAE4 Sn1674 2023-05-11	TSL Type	HBBL-600-10000
Software Version	16.2.4.2524		

Scans Setup

	Area Scan	Zoom Scan
Grid Extents [mm]	40.0 x 80.0	28.0 x 28.0 x 28.0
Grid Steps [mm]	10.0 x 10.0	5.0 x 5.0 x 1.4
Sensor Surface [mm]	3.0	1.4
Graded Grid	N/A	Yes
M2/M1 [%]		76.7
Dist 3dB Peak [mm]		8.0

Measurement Results

	Area Scan	Zoom Scan
psSAR1g [W/Kg]	5.84	6.29
psSAR10g [W/Kg]	2.20	2.38
Power Drift [dB]	N/A	-0.02



System Performance Check Report for D3900V2 - SN1102

Exposure Conditions

Frequency [MHz] Channel Number	3900.000 0	TSL Permittivity	39.5
Group UID	CW 0--	TSL Conductivity [S/m]	3.28
Conversion Factor	7.06	Phantom Section TSL	Flat HSL

Hardware Setup


Probe Calibration Date	EX3DV4 - SN3989 2024-01-09	Phantom	Twin-SAM V8.0 (30deg probe tilt)
DAE Calibration Date	DAE4 Sn1674 2023-05-11	TSL Type	HBBL-600-10000
Software Version	16.2.4.2524		

Scans Setup

	Area Scan	Zoom Scan
Grid Extents [mm]	40.0 x 80.0	28.0 x 28.0 x 28.0
Grid Steps [mm]	10.0 x 10.0	5.0 x 5.0 x 1.4
Sensor Surface [mm]	3.0	1.4
Graded Grid	N/A	Yes
M2/M1 [%]		74.1
Dist 3dB Peak [mm]		8.0

Measurement Results

	Area Scan	Zoom Scan
psSAR1g [W/Kg]	6.49	6.72
psSAR10g [W/Kg]	2.29	2.37
Power Drift [dB]	N/A	0.00



System Performance Check Report for D2450V2 - SN899

Exposure Conditions

Frequency [MHz] Channel Number	2450.000 0	TSL Permittivity	37.3
Group UID	CW 0--	TSL Conductivity [S/m]	1.71
Conversion Factor	7.92	Phantom Section TSL	Flat HSL

Hardware Setup

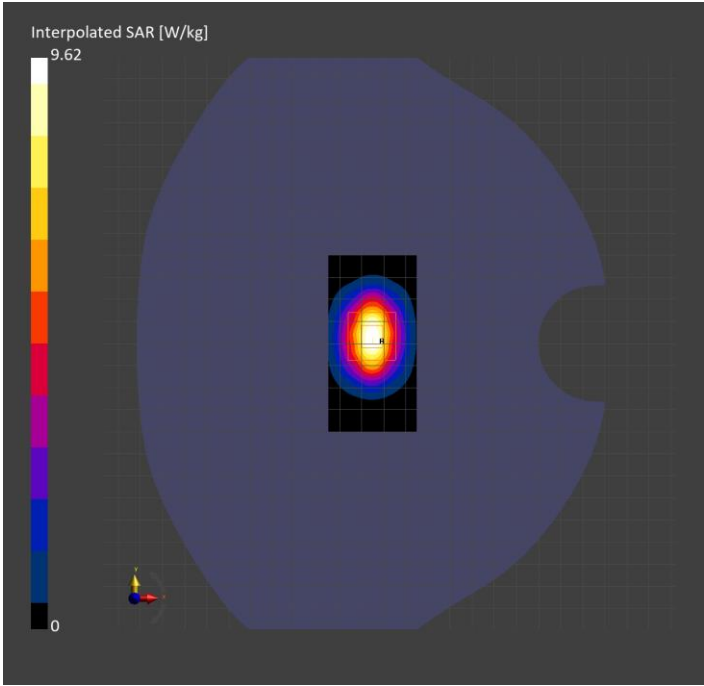
Probe Calibration Date	EX3DV4 - SN3989 2024-01-09	Phantom	Twin-SAM V8.0 (30deg probe tilt)
DAE Calibration Date	DAE4 Sn1674 2023-05-11	TSL Type	HBBL-600-10000
Software Version	16.2.4.2524		

Scans Setup

	Area Scan	Zoom Scan
Grid Extents [mm]	40.0 x 80.0	30.0 x 30.0 x 30.0
Grid Steps [mm]	10.0 x 10.0	5.0 x 5.0 x 1.5
Sensor Surface [mm]	3.0	1.4
Graded Grid	N/A	Yes
M2/M1 [%]		81.9
Dist 3dB Peak [mm]		9.0

Measurement Results

	Area Scan	Zoom Scan
psSAR1g [W/Kg]	4.87	4.90
psSAR10g [W/Kg]	2.26	2.34
Power Drift [dB]	N/A	-0.03



System Performance Check Report for D1750V2 - SN1053

Exposure Conditions

Frequency [MHz] Channel Number	1750.000 0	TSL Permittivity	41.3
Group UID	CW 0--	TSL Conductivity [S/m]	1.24
Conversion Factor	8.98	Phantom Section TSL	Flat HSL

Hardware Setup

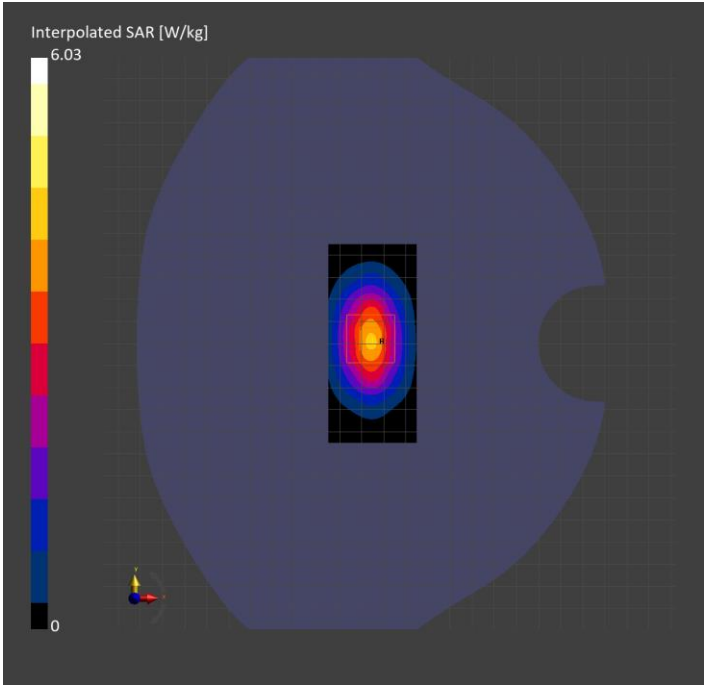
Probe Calibration Date	EX3DV4 - SN3989 2024-01-09	Phantom	Twin-SAM V8.0 (30deg probe tilt)
DAE Calibration Date	DAE4 Sn1674 2023-05-11	TSL Type	HBBL-600-10000
Software Version	16.2.4.2524		

Scans Setup

	Area Scan	Zoom Scan
Grid Extents [mm]	40.0 x 90.0	30.0 x 30.0 x 30.0
Grid Steps [mm]	10.0 x 15.0	6.0 x 6.0 x 1.5
Sensor Surface [mm]	3.0	1.4
Graded Grid	N/A	Yes
M2/M1 [%]		84.6
Dist 3dB Peak [mm]		10.8

Measurement Results

	Area Scan	Zoom Scan
psSAR1g [W/Kg]	3.35	3.37
psSAR10g [W/Kg]	1.80	1.84
Power Drift [dB]	N/A	0.01



System Performance Check Report for D1900V2 - SN5d140

Exposure Conditions

Frequency [MHz] Channel Number	1900.000 0	TSL Permittivity	41.1
Group UID	CW 0--	TSL Conductivity [S/m]	1.33
Conversion Factor	8.42	Phantom Section TSL	Flat HSL

Hardware Setup


Probe Calibration Date	EX3DV4 - SN3989 2024-01-09	Phantom	Twin-SAM V8.0 (30deg probe tilt)
DAE Calibration Date	DAE4 Sn1674 2023-05-11	TSL Type	HBBL-600-10000
Software Version	16.2.4.2524		

Scans Setup

	Area Scan	Zoom Scan
Grid Extents [mm]	40.0 x 90.0	30.0 x 30.0 x 30.0
Grid Steps [mm]	10.0 x 15.0	6.0 x 6.0 x 1.5
Sensor Surface [mm]	3.0	1.4
Graded Grid	N/A	Yes
M2/M1 [%]		85.7
Dist 3dB Peak [mm]		9.6

Measurement Results

	Area Scan	Zoom Scan
psSAR1g [W/Kg]	3.91	3.97
psSAR10g [W/Kg]	2.05	2.11
Power Drift [dB]	N/A	-0.00



System Performance Check Report for D3500V2 - SN1060

Exposure Conditions

Frequency [MHz] Channel Number	3500.000 0	TSL Permittivity	40.3
Group UID	CW 0--	TSL Conductivity [S/m]	2.67
Conversion Factor	6.86	Phantom Section TSL	Flat HSL

Hardware Setup

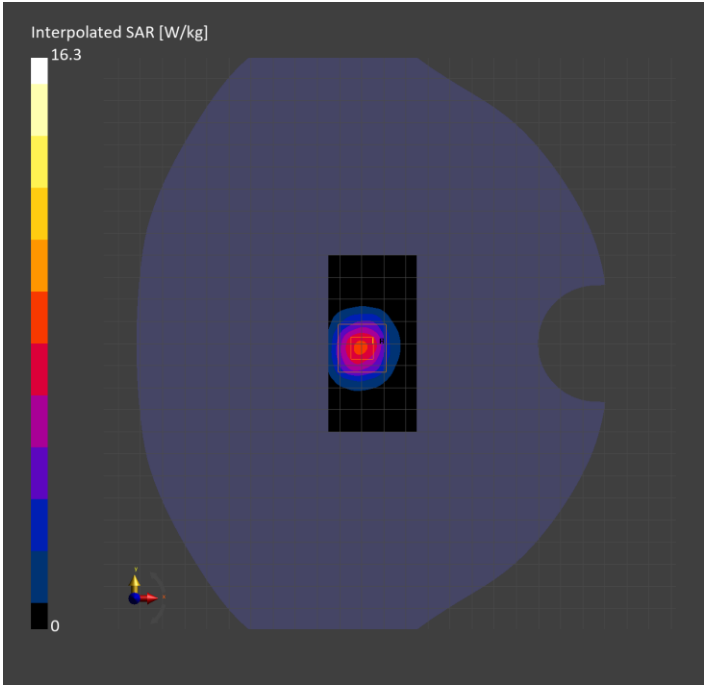
Probe Calibration Date	EX3DV4 - SN3989 2024-01-09	Phantom	Twin-SAM V8.0 (30deg probe tilt)
DAE Calibration Date	DAE4 Sn1674 2023-05-11	TSL Type	HBBL-600-10000
Software Version	16.2.4.2524		

Scans Setup

	Area Scan	Zoom Scan
Grid Extents [mm]	40.0 x 80.0	28.0 x 28.0 x 28.0
Grid Steps [mm]	10.0 x 10.0	5.0 x 5.0 x 1.4
Sensor Surface [mm]	3.0	1.4
Graded Grid	N/A	Yes
M2/M1 [%]		79.4
Dist 3dB Peak [mm]		9.0

Measurement Results

	Area Scan	Zoom Scan
psSAR1g [W/Kg]	6.41	6.89
psSAR10g [W/Kg]	2.65	2.72
Power Drift [dB]	N/A	0.01



System Performance Check Report for CLA-13 - SN1008

Exposure Conditions

Frequency [MHz] Channel Number	13.000 0	TSL Permittivity	54.9
Group UID	CW 0--	TSL Conductivity [S/m]	0.731
Conversion Factor	18.85	Phantom Section TSL	Flat HSL

Hardware Setup

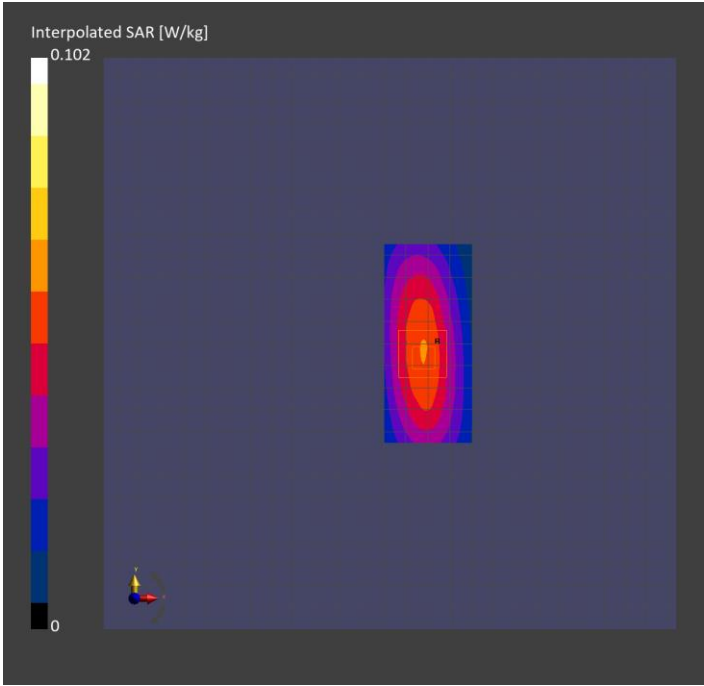
Probe Calibration Date	EX3DV4 - SN3989 2024-01-09	Phantom	ELI V8.0 (20deg probe tilt)
DAE Calibration Date	DAE4 Sn1674 2023-05-11	TSL Type	HBBL4-250V3
Software Version	16.2.4.2524		

Scans Setup

	Area Scan	Zoom Scan
Grid Extents [mm]	40.0 x 90.0	30.0 x 30.0 x 30.0
Grid Steps [mm]	10.0 x 15.0	6.0 x 6.0 x 1.5
Sensor Surface [mm]	3.0	1.4
Graded Grid	N/A	Yes
M2/M1 [%]		76.0
Dist 3dB Peak [mm]		15.6

Measurement Results

	Area Scan	Zoom Scan
psSAR1g [W/Kg]	0.055	0.052
psSAR10g [W/Kg]	0.044	0.032
Power Drift [dB]	N/A	-0.00



System Performance Check Report for D3900V2 - SN1102

Exposure Conditions

Frequency [MHz] Channel Number	3900.000 0	TSL Permittivity	34.5
Group UID	CW 0--	TSL Conductivity [S/m]	3.06
Conversion Factor	6.66	Phantom Section TSL	Flat HSL

Hardware Setup


Probe Calibration Date	EX3DV4 - SN3990 2024-02-28	Phantom	Twin-SAM V8.0 (30deg probe tilt)
DAE Calibration Date	DAE4 Sn1544 2024-01-16	TSL Type	HBBL-600-10000
Software Version	16.2.4.2524		

Scans Setup

	Area Scan	Zoom Scan
Grid Extents [mm]	40.0 x 80.0	28.0 x 28.0 x 28.0
Grid Steps [mm]	10.0 x 10.0	5.0 x 5.0 x 1.4
Sensor Surface [mm]	3.0	1.4
Graded Grid	N/A	Yes
M2/M1 [%]		71.6
Dist 3dB Peak [mm]		8.1

Measurement Results

	Area Scan	Zoom Scan
psSAR1g [W/Kg]	5.85	6.31
psSAR10g [W/Kg]	2.10	2.23
Power Drift [dB]	N/A	-0.03



System Performance Check Report for D3700V2 - SN1039

Exposure Conditions

Frequency [MHz] Channel Number	3700.000 0	TSL Permittivity	37.8
Group UID	CW 0--	TSL Conductivity [S/m]	2.89
Conversion Factor	6.63	Phantom Section TSL	Flat HSL

Hardware Setup

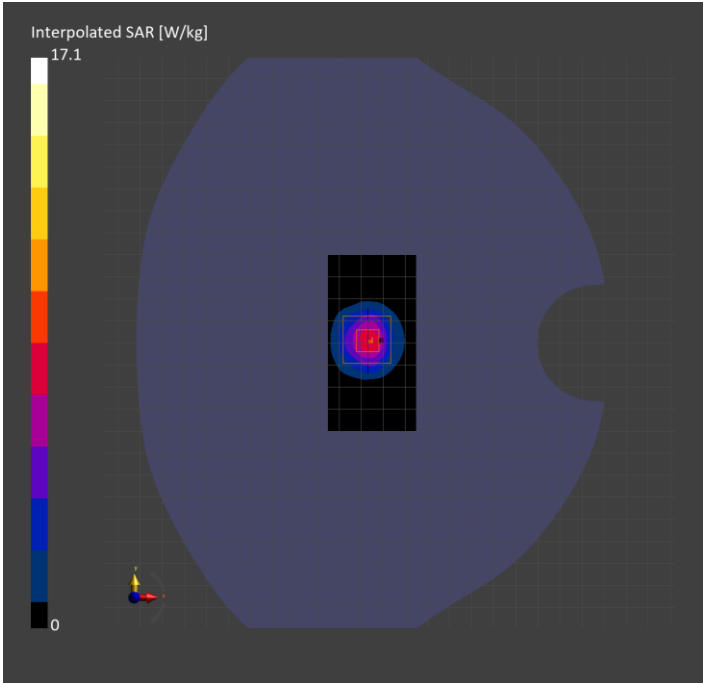
Probe Calibration Date	EX3DV4 - SN3990 2024-02-28	Phantom	Twin-SAM V8.0 (30deg probe tilt)
DAE Calibration Date	DAE4 Sn1544 2024-01-16	TSL Type	HBBL-600-10000
Software Version	16.2.4.2524		

Scans Setup

	Area Scan	Zoom Scan
Grid Extents [mm]	40.0 x 80.0	28.0 x 28.0 x 28.0
Grid Steps [mm]	10.0 x 10.0	5.0 x 5.0 x 1.4
Sensor Surface [mm]	3.0	1.4
Graded Grid	N/A	Yes
M2/M1 [%]		73.4
Dist 3dB Peak [mm]		8.0

Measurement Results

	Area Scan	Zoom Scan
psSAR1g [W/Kg]	6.08	6.25
psSAR10g [W/Kg]	2.31	2.34
Power Drift [dB]	N/A	-0.11



System Performance Check Report for D750V3 - SN1019

Exposure Conditions

Frequency [MHz] Channel Number	750.000 0	TSL Permittivity	42.7
Group UID	CW 0--	TSL Conductivity [S/m]	0.874
Conversion Factor	9.47	Phantom Section TSL	Flat HSL

Hardware Setup

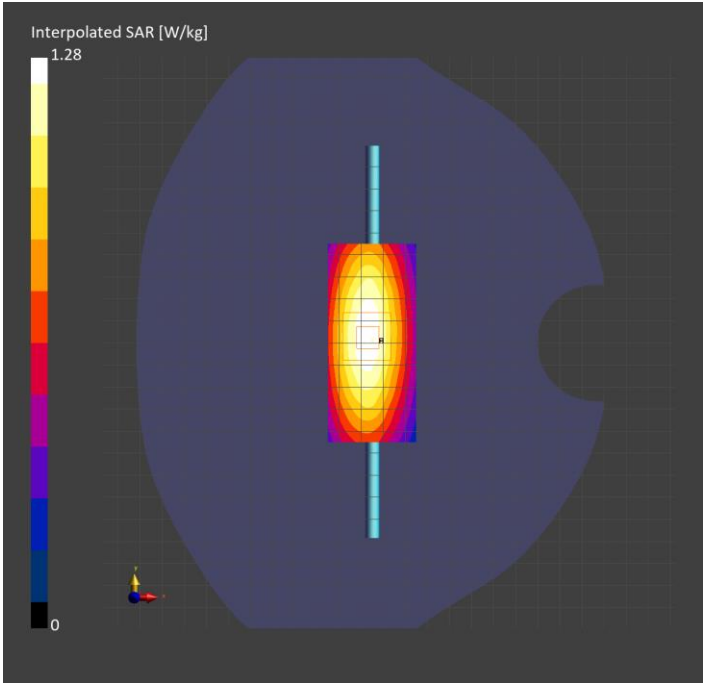
Probe Calibration Date	EX3DV4 - SN3990 2024-02-28	Phantom	Twin-SAM V8.0 (30deg probe tilt)
DAE Calibration Date	DAE4 Sn1544 2024-01-16	TSL Type	HBBL-600-10000
Software Version	16.2.4.2524		

Scans Setup

	Area Scan	Zoom Scan
Grid Extents [mm]	40.0 x 90.0	30.0 x 30.0 x 30.0
Grid Steps [mm]	10.0 x 15.0	6.0 x 6.0 x 1.5
Sensor Surface [mm]	3.0	1.4
Graded Grid	N/A	Yes
M2/M1 [%]		88.8
Dist 3dB Peak [mm]		> 15.0

Measurement Results

	Area Scan	Zoom Scan
psSAR1g [W/Kg]	0.863	0.868
psSAR10g [W/Kg]	0.578	0.578
Power Drift [dB]	N/A	0.00



System Performance Check Report for D835V2 - SN4d002

Exposure Conditions

Frequency [MHz] Channel Number	835.000 0	TSL Permittivity	40.7
Group UID	CW 0--	TSL Conductivity [S/m]	0.885
Conversion Factor	9.11	Phantom Section TSL	Flat HSL

Hardware Setup

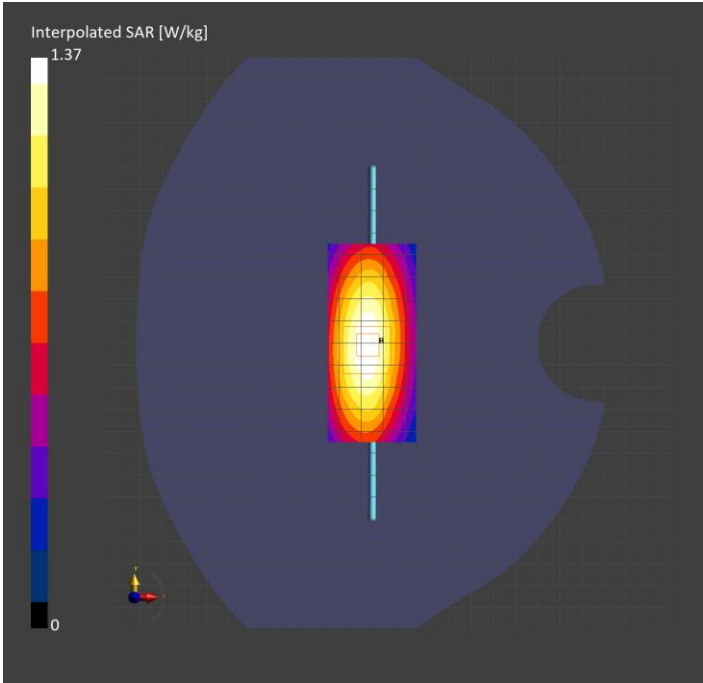
Probe Calibration Date	EX3DV4 - SN3990 2024-02-28	Phantom	Twin-SAM V8.0 (30deg probe tilt)
DAE Calibration Date	DAE4 Sn1544 2024-01-16	TSL Type	HBBL-600-10000
Software Version	16.2.4.2524		

Scans Setup

	Area Scan	Zoom Scan
Grid Extents [mm]	40.0 x 90.0	30.0 x 30.0 x 30.0
Grid Steps [mm]	10.0 x 15.0	6.0 x 6.0 x 1.5
Sensor Surface [mm]	3.0	1.4
Graded Grid	N/A	Yes
M2/M1 [%]		88.3
Dist 3dB Peak [mm]		19.0

Measurement Results

	Area Scan	Zoom Scan
psSAR1g [W/Kg]	0.918	0.922
psSAR10g [W/Kg]	0.607	0.610
Power Drift [dB]	N/A	0.01



System Performance Check Report for D750V3 - SN1071

Exposure Conditions

Frequency [MHz] Channel Number	750.000 0	TSL Permittivity	42.7
Group UID	CW 0--	TSL Conductivity [S/m]	0.874
Conversion Factor	9.37	Phantom Section TSL	Flat HSL

Hardware Setup

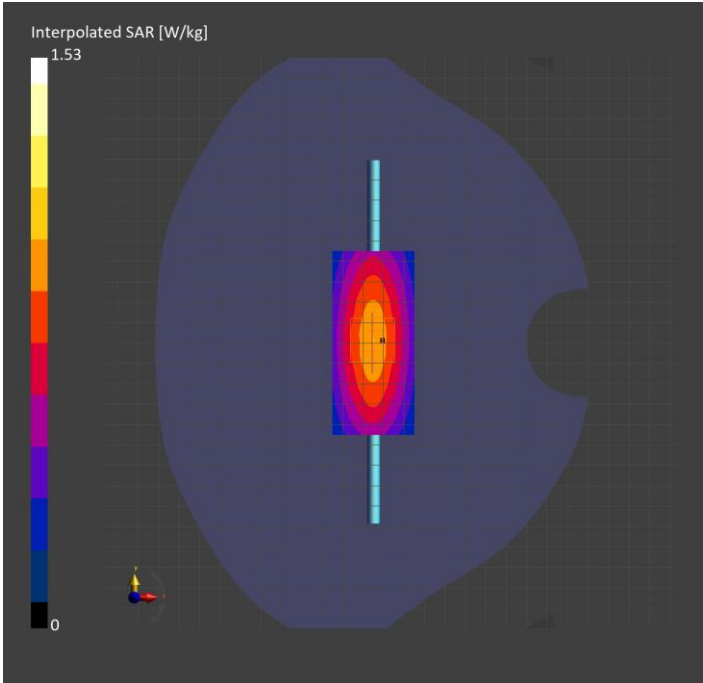
Probe Calibration Date	EX3DV4 - SN3749 2024-01-11	Phantom	Twin-SAM V8.0 (30deg probe tilt)
DAE Calibration Date	DAE4 Sn1544 2024-01-16	TSL Type	HBBL-600-10000
Software Version	16.2.4.2524		

Scans Setup

	Area Scan	Zoom Scan
Grid Extents [mm]	40.0 x 90.0	30.0 x 30.0 x 30.0
Grid Steps [mm]	10.0 x 15.0	6.0 x 6.0 x 1.5
Sensor Surface [mm]	3.0	1.4
Graded Grid	N/A	Yes
M2/M1 [%]		81.2
Dist 3dB Peak [mm]		> 15.0

Measurement Results

	Area Scan	Zoom Scan
psSAR1g [W/Kg]	0.883	0.880
psSAR10g [W/Kg]	0.586	0.576
Power Drift [dB]	N/A	-0.16



System Performance Check Report for D835V2 - SN4d002

Exposure Conditions

Frequency [MHz] Channel Number	835.000 0	TSL Permittivity	42.4
Group UID	CW 0--	TSL Conductivity [S/m]	0.951
Conversion Factor	9.03	Phantom Section TSL	Flat HSL

Hardware Setup

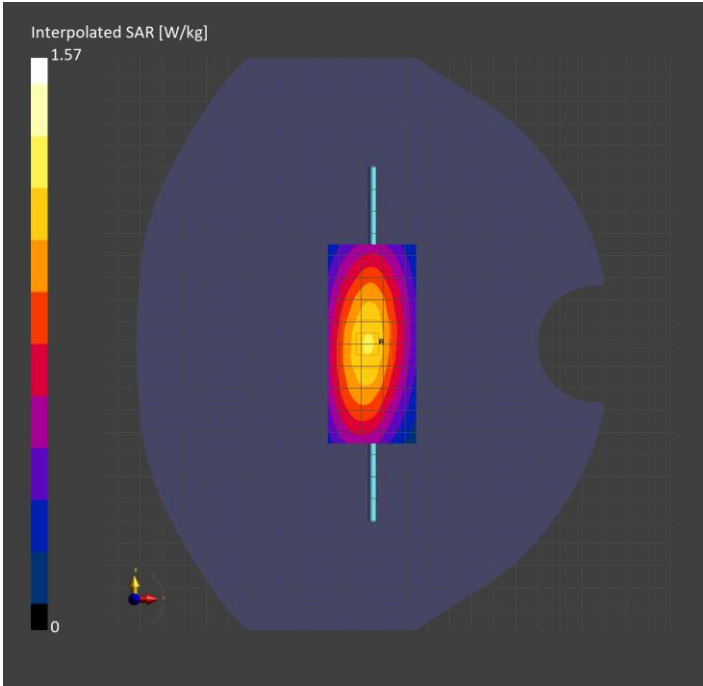
Probe Calibration Date	EX3DV4 - SN7448 2024-02-07	Phantom	Twin-SAM V8.0 (30deg probe tilt)
DAE Calibration Date	DAE4 Sn1433 2024-02-08	TSL Type	HBBL-600-10000
Software Version	16.2.4.2524		

Scans Setup

	Area Scan	Zoom Scan
Grid Extents [mm]	40.0 x 90.0	30.0 x 30.0 x 30.0
Grid Steps [mm]	10.0 x 15.0	6.0 x 6.0 x 1.5
Sensor Surface [mm]	3.0	1.4
Graded Grid	N/A	Yes
M2/M1 [%]		88.2
Dist 3dB Peak [mm]		20.4

Measurement Results

	Area Scan	Zoom Scan
psSAR1g [W/Kg]	1.04	1.05
psSAR10g [W/Kg]	0.687	0.692
Power Drift [dB]	N/A	-0.00



System Performance Check Report for D750V3 - SN1019

Exposure Conditions

Frequency [MHz] Channel Number	750.000 0	TSL Permittivity	43.8
Group UID	CW 0--	TSL Conductivity [S/m]	0.868
Conversion Factor	8.87	Phantom Section TSL	Flat HSL

Hardware Setup

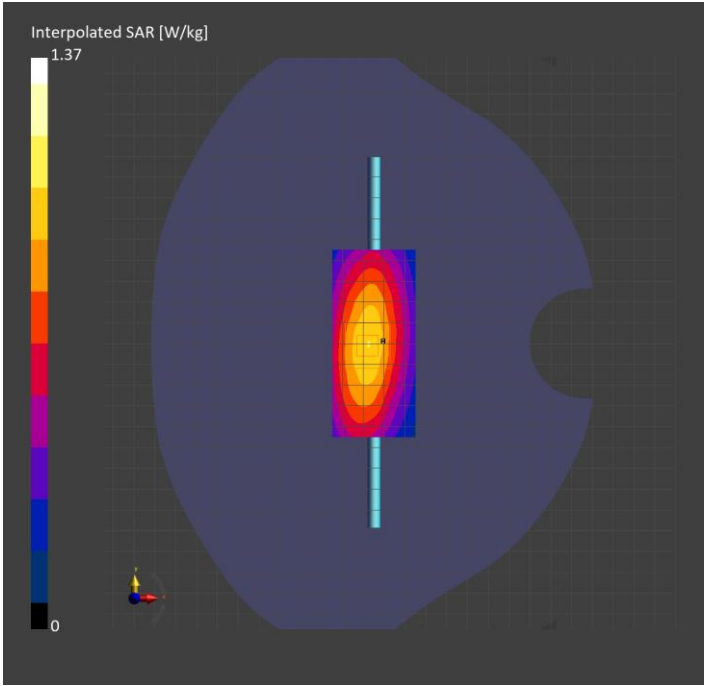
Probe Calibration Date	EX3DV4 - SN7448 2024-02-07	Phantom	Twin-SAM V8.0 (30deg probe tilt)
DAE Calibration Date	DAE4 Sn1433 2024-02-08	TSL Type	HBBL-600-10000
Software Version	16.2.4.2524		

Scans Setup

	Area Scan	Zoom Scan
Grid Extents [mm]	40.0 x 90.0	30.0 x 30.0 x 30.0
Grid Steps [mm]	10.0 x 15.0	6.0 x 6.0 x 1.5
Sensor Surface [mm]	3.0	1.4
Graded Grid	N/A	Yes
M2/M1 [%]		88.3
Dist 3dB Peak [mm]		20.5

Measurement Results

	Area Scan	Zoom Scan
psSAR1g [W/Kg]	0.898	0.916
psSAR10g [W/Kg]	0.603	0.607
Power Drift [dB]	N/A	-0.17



System Performance Check Report for D1750V2 - SN1053

Exposure Conditions

Frequency [MHz] Channel Number	1750.000 0	TSL Permittivity	41.9
Group UID	CW 0--	TSL Conductivity [S/m]	1.28
Conversion Factor	7.98	Phantom Section TSL	Flat HSL

Hardware Setup

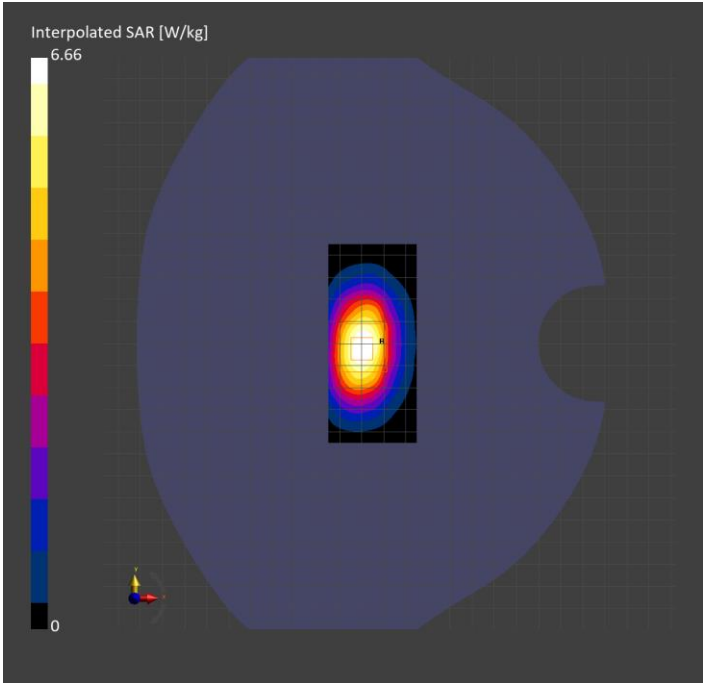
Probe Calibration Date	EX3DV4 - SN7448 2024-02-07	Phantom	Twin-SAM V8.0 (30deg probe tilt)
DAE Calibration Date	DAE4 Sn1433 2024-02-08	TSL Type	HBBL-600-10000
Software Version	16.2.4.2524		

Scans Setup

	Area Scan	Zoom Scan
Grid Extents [mm]	40.0 x 90.0	30.0 x 30.0 x 30.0
Grid Steps [mm]	10.0 x 15.0	6.0 x 6.0 x 1.5
Sensor Surface [mm]	3.0	1.4
Graded Grid	N/A	Yes
M2/M1 [%]		82.4
Dist 3dB Peak [mm]		10.9

Measurement Results

	Area Scan	Zoom Scan
psSAR1g [W/Kg]	3.52	3.62
psSAR10g [W/Kg]	1.95	1.96
Power Drift [dB]	N/A	-0.03



System Performance Check Report for D1900V2 - SN5d140

Exposure Conditions

Frequency [MHz] Channel Number	1900.000 0	TSL Permittivity	41.8
Group UID	CW 0--	TSL Conductivity [S/m]	1.38
Conversion Factor	7.55	Phantom Section TSL	Flat HSL

Hardware Setup

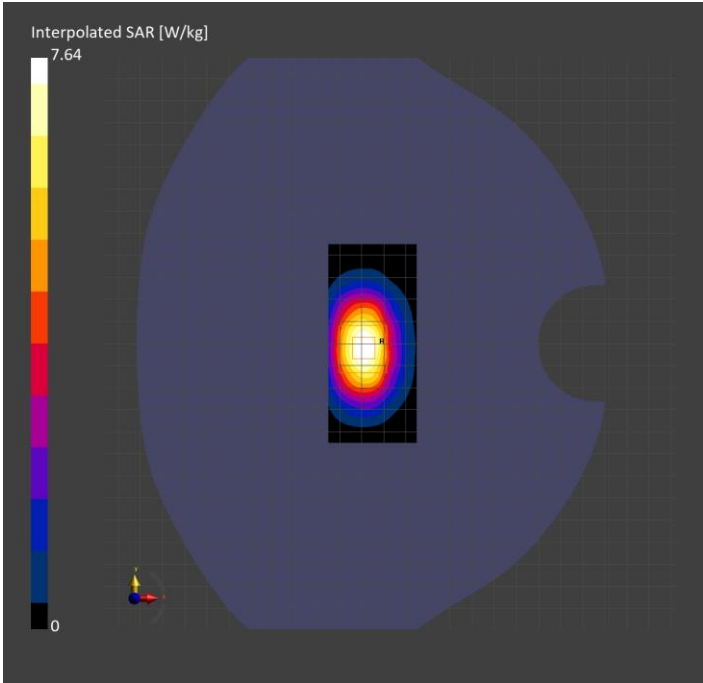
Probe Calibration Date	EX3DV4 - SN7448 2024-02-07	Phantom	Twin-SAM V8.0 (30deg probe tilt)
DAE Calibration Date	DAE4 Sn1433 2024-02-08	TSL Type	HBBL-600-10000
Software Version	16.2.4.2524		

Scans Setup

	Area Scan	Zoom Scan
Grid Extents [mm]	40.0 x 90.0	30.0 x 30.0 x 30.0
Grid Steps [mm]	10.0 x 15.0	6.0 x 6.0 x 1.5
Sensor Surface [mm]	3.0	1.4
Graded Grid	N/A	Yes
M2/M1 [%]		84.0
Dist 3dB Peak [mm]		10.3

Measurement Results

	Area Scan	Zoom Scan
psSAR1g [W/Kg]	4.13	4.24
psSAR10g [W/Kg]	2.24	2.25
Power Drift [dB]	N/A	0.00



System Performance Check Report for D2600V2 - SN1006

Exposure Conditions

Frequency [MHz] Channel Number	2600.000 0	TSL Permittivity	39.9
Group UID	CW 0--	TSL Conductivity [S/m]	1.89
Conversion Factor	7.64	Phantom Section TSL	Flat HSL

Hardware Setup

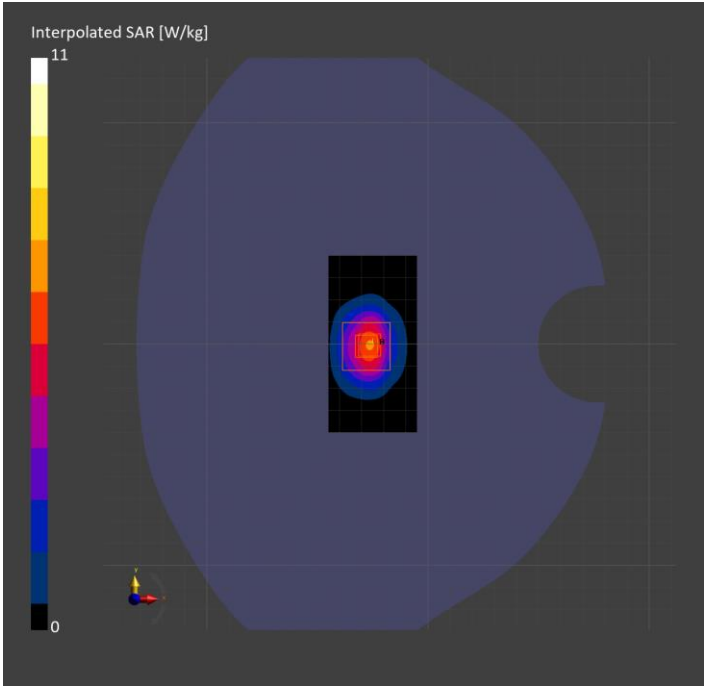
Probe Calibration Date	EX3DV4 - SN3885 2023-10-12	Phantom	Twin-SAM V8.0 (30deg probe tilt)
DAE Calibration Date	DAE4 Sn1787 2023-05-03	TSL Type	HBBL-600-10000
Software Version	16.2.4.2524		

Scans Setup

	Area Scan	Zoom Scan
Grid Extents [mm]	40.0 x 80.0	30.0 x 30.0 x 30.0
Grid Steps [mm]	10.0 x 10.0	5.0 x 5.0 x 1.5
Sensor Surface [mm]	3.0	1.4
Graded Grid	N/A	Yes
M2/M1 [%]		78.7
Dist 3dB Peak [mm]		9.0

Measurement Results

	Area Scan	Zoom Scan
psSAR1g [W/Kg]	4.97	5.13
psSAR10g [W/Kg]	2.24	2.32
Power Drift [dB]	N/A	-0.03



System Performance Check Report for D2300V2 - SN1058

Exposure Conditions

Frequency [MHz] Channel Number	2300.000 0	TSL Permittivity	41.1
Group UID	CW 0--	TSL Conductivity [S/m]	1.62
Conversion Factor	7.82	Phantom Section TSL	Flat HSL

Hardware Setup


Probe Calibration Date	EX3DV4 - SN3885 2023-10-12	Phantom	Twin-SAM V8.0 (30deg probe tilt)
DAE Calibration Date	DAE4 Sn1787 2023-05-03	TSL Type	HBBL-600-10000
Software Version	16.2.4.2524		

Scans Setup

	Area Scan	Zoom Scan
Grid Extents [mm]	40.0 x 80.0	30.0 x 30.0 x 30.0
Grid Steps [mm]	10.0 x 10.0	5.0 x 5.0 x 1.5
Sensor Surface [mm]	3.0	1.4
Graded Grid	N/A	Yes
M2/M1 [%]		78.4
Dist 3dB Peak [mm]		9.0

Measurement Results

	Area Scan	Zoom Scan
psSAR1g [W/Kg]	4.47	4.55
psSAR10g [W/Kg]	2.13	2.18
Power Drift [dB]	N/A	-0.04



System Performance Check Report for D2450V2 - SN899

Exposure Conditions

Frequency [MHz] Channel Number	2450.000 0	TSL Permittivity	39.4
Group UID	CW 0--	TSL Conductivity [S/m]	1.87
Conversion Factor	7.04	Phantom Section TSL	Flat HSL

Hardware Setup

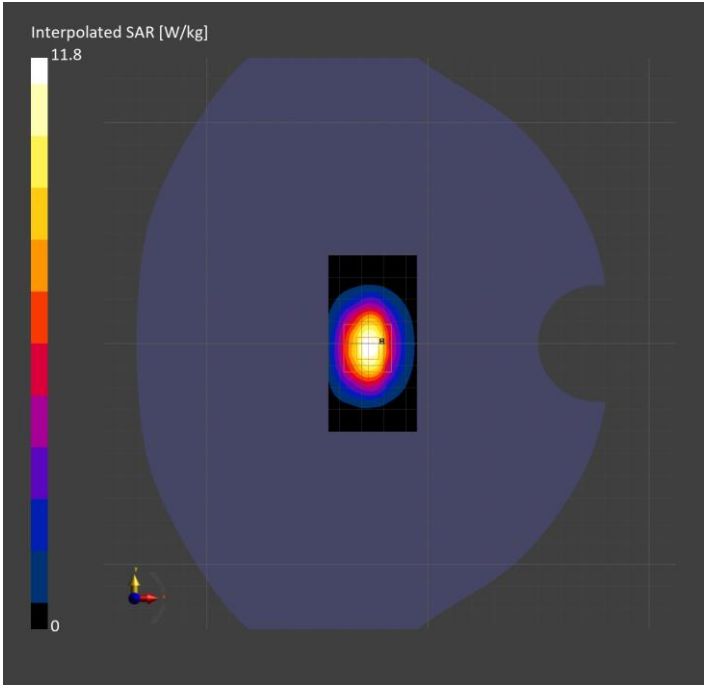
Probe Calibration Date	EX3DV4 - SN7807 2023-04-11	Phantom	Twin-SAM V8.0 (30deg probe tilt)
DAE Calibration Date	DAE4 Sn1784 2023-04-03	TSL Type	HBBL-600-10000
Software Version	16.2.4.2524		

Scans Setup

	Area Scan	Zoom Scan
Grid Extents [mm]	40.0 x 80.0	30.0 x 30.0 x 30.0
Grid Steps [mm]	10.0 x 10.0	5.0 x 5.0 x 1.5
Sensor Surface [mm]	3.0	1.4
Graded Grid	N/A	Yes
M2/M1 [%]		78.9
Dist 3dB Peak [mm]		9.0

Measurement Results

	Area Scan	Zoom Scan
psSAR1g [W/Kg]	5.65	5.57
psSAR10g [W/Kg]	2.66	2.59
Power Drift [dB]	N/A	-0.11



System Performance Check Report for D5GHzV2 - SN1168

Exposure Conditions

Frequency [MHz] Channel Number	5250.000 0	TSL Permittivity	36.2
Group UID	CW 0--	TSL Conductivity [S/m]	4.53
Conversion Factor	5.79	Phantom Section TSL	Flat HSL

Hardware Setup


Probe Calibration Date	EX3DV4 - SN7657 2023-05-30	Phantom	Twin-SAM V8.0 (30deg probe tilt)
DAE Calibration Date	DAE4 Sn1784 2023-04-03	TSL Type	HBBL-600-10000
Software Version	16.2.4.2524		

Scans Setup

	Area Scan	Zoom Scan
Grid Extents [mm]	40.0 x 80.0	22.0 x 22.0 x 22.0
Grid Steps [mm]	10.0 x 10.0	4.0 x 4.0 x 1.4
Sensor Surface [mm]	3.0	1.4
Graded Grid	N/A	Yes
M2/M1 [%]		64.9
Dist 3dB Peak [mm]		7.6

Measurement Results

	Area Scan	Zoom Scan
psSAR1g [W/Kg]	7.48	7.91
psSAR10g [W/Kg]	2.16	2.31
Power Drift [dB]	N/A	0.04



System Performance Check Report for D5GHzV2 - SN1168

Exposure Conditions

Frequency [MHz] Channel Number	5750.000 0	TSL Permittivity	35.3
Group UID	CW 0--	TSL Conductivity [S/m]	5.09
Conversion Factor	5.16	Phantom Section TSL	Flat HSL

Hardware Setup


Probe Calibration Date	EX3DV4 - SN7657 2023-05-30	Phantom	Twin-SAM V8.0 (30deg probe tilt)
DAE Calibration Date	DAE4 Sn1784 2023-04-03	TSL Type	HBBL-600-10000
Software Version	16.2.4.2524		

Scans Setup

	Area Scan	Zoom Scan
Grid Extents [mm]	40.0 x 80.0	22.0 x 22.0 x 22.0
Grid Steps [mm]	10.0 x 10.0	4.0 x 4.0 x 1.4
Sensor Surface [mm]	3.0	1.4
Graded Grid	N/A	Yes
M2/M1 [%]		61.3
Dist 3dB Peak [mm]		7.9

Measurement Results

	Area Scan	Zoom Scan
psSAR1g [W/Kg]	8.05	8.48
psSAR10g [W/Kg]	2.31	2.46
Power Drift [dB]	N/A	-0.03



System Performance Check Report for D5GHzV2 - SN1168

Exposure Conditions

Frequency [MHz] Channel Number	5600.000 0	TSL Permittivity	35.6
Group UID	CW 0--	TSL Conductivity [S/m]	4.92
Conversion Factor	4.93	Phantom Section TSL	Flat HSL

Hardware Setup


Probe Calibration Date	EX3DV4 - SN7657 2023-05-30	Phantom	Twin-SAM V8.0 (30deg probe tilt)
DAE Calibration Date	DAE4 Sn1784 2023-04-03	TSL Type	HBBL-600-10000
Software Version	16.2.4.2524		

Scans Setup

	Area Scan	Zoom Scan
Grid Extents [mm]	40.0 x 80.0	22.0 x 22.0 x 22.0
Grid Steps [mm]	10.0 x 10.0	4.0 x 4.0 x 1.4
Sensor Surface [mm]	3.0	1.4
Graded Grid	N/A	Yes
M2/M1 [%]		62.6
Dist 3dB Peak [mm]		7.3

Measurement Results

	Area Scan	Zoom Scan
psSAR1g [W/Kg]	8.42	8.94
psSAR10g [W/Kg]	2.40	2.56
Power Drift [dB]	N/A	0.01



System Performance Check Report for D835V2 - SN4d002

Exposure Conditions

Frequency [MHz] Channel Number	835.000 0	TSL Permittivity	42.5
Group UID	CW 0--	TSL Conductivity [S/m]	0.943
Conversion Factor	8.98	Phantom Section TSL	Flat HSL

Hardware Setup

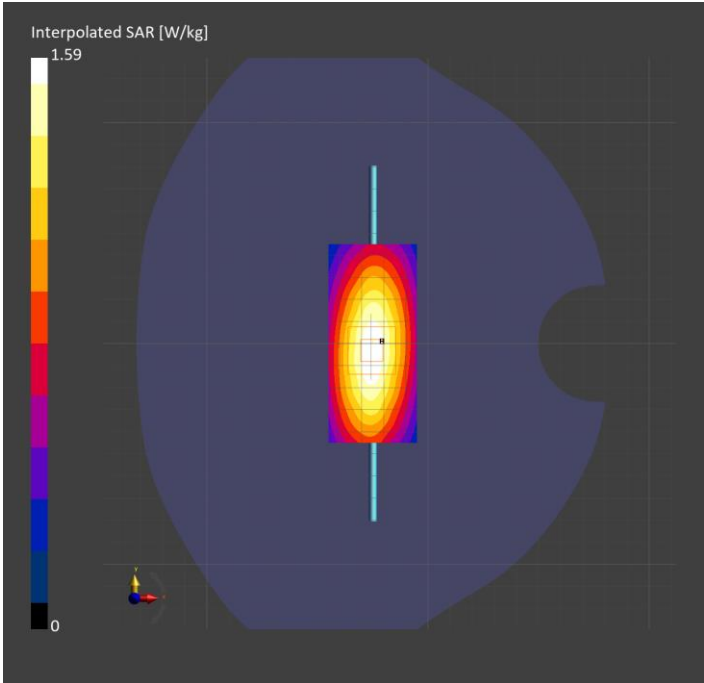
Probe Calibration Date	EX3DV4 - SN7656 2023-05-15	Phantom	Twin-SAM V8.0 (30deg probe tilt)
DAE Calibration Date	DAE4 Sn1784 2023-04-03	TSL Type	HBBL-600-10000
Software Version	16.2.4.2524		

Scans Setup

	Area Scan	Zoom Scan
Grid Extents [mm]	40.0 x 90.0	30.0 x 30.0 x 30.0
Grid Steps [mm]	10.0 x 15.0	6.0 x 6.0 x 1.5
Sensor Surface [mm]	3.0	1.4
Graded Grid	N/A	Yes
M2/M1 [%]		87.7
Dist 3dB Peak [mm]		17.2

Measurement Results

	Area Scan	Zoom Scan
psSAR1g [W/Kg]	1.05	1.05
psSAR10g [W/Kg]	0.689	0.683
Power Drift [dB]	N/A	-0.03



System Performance Check Report for D750V3 - SN1019

Exposure Conditions

Frequency [MHz] Channel Number	750.000 0	TSL Permittivity	42.8
Group UID	CW 0--	TSL Conductivity [S/m]	0.914
Conversion Factor	9.37	Phantom Section TSL	Flat HSL

Hardware Setup

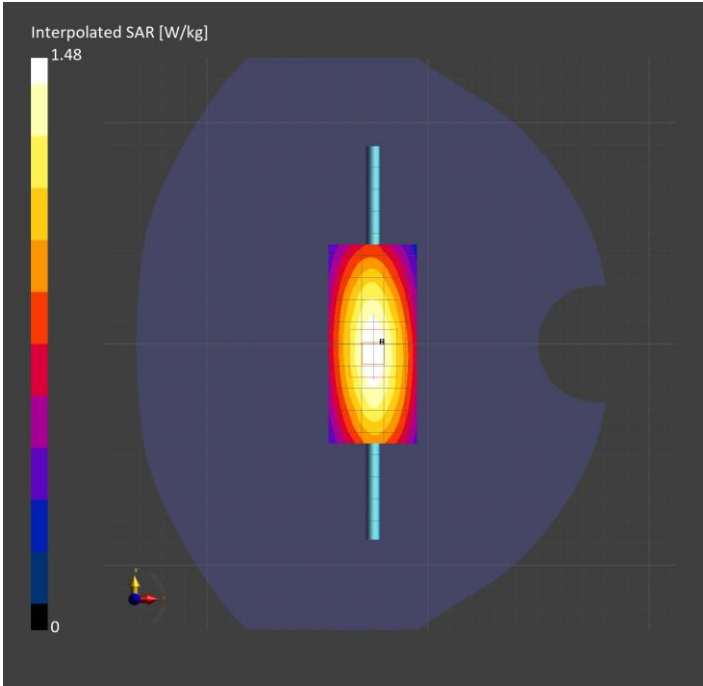
Probe Calibration Date	EX3DV4 - SN7656 2023-05-15	Phantom	Twin-SAM V8.0 (30deg probe tilt)
DAE Calibration Date	DAE4 Sn1784 2023-04-03	TSL Type	HBBL-600-10000
Software Version	16.2.4.2524		

Scans Setup

	Area Scan	Zoom Scan
Grid Extents [mm]	40.0 x 90.0	30.0 x 30.0 x 30.0
Grid Steps [mm]	10.0 x 15.0	6.0 x 6.0 x 1.5
Sensor Surface [mm]	3.0	1.4
Graded Grid	N/A	Yes
M2/M1 [%]		85.3
Dist 3dB Peak [mm]		22.2

Measurement Results

	Area Scan	Zoom Scan
psSAR1g [W/Kg]	0.923	0.932
psSAR10g [W/Kg]	0.615	0.614
Power Drift [dB]	N/A	-0.04



System Performance Check Report for D750V3 - SN1024

Exposure Conditions

Frequency [MHz] Channel Number	750.000 0	TSL Permittivity	44.1
Group UID	CW 0--	TSL Conductivity [S/m]	0.861
Conversion Factor	9.37	Phantom Section TSL	Flat HSL

Hardware Setup

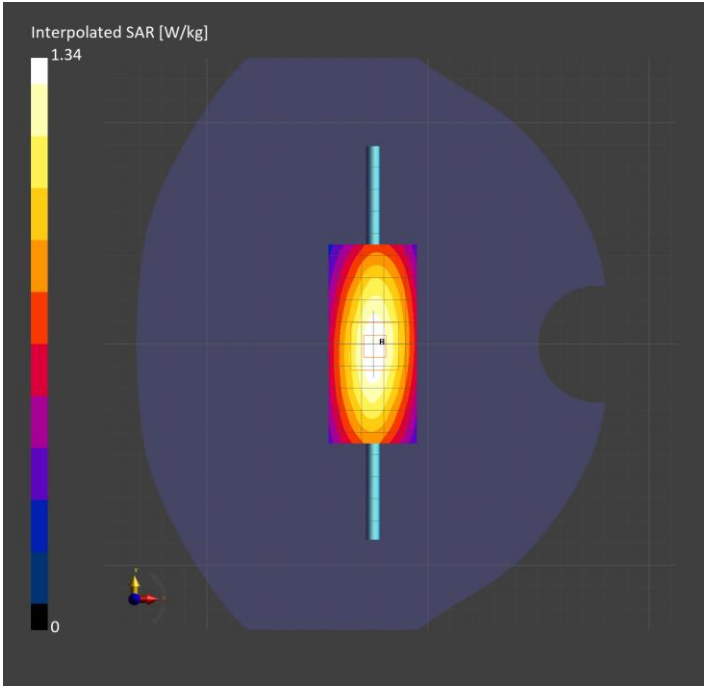
Probe Calibration Date	EX3DV4 - SN7656 2023-05-15	Phantom	Twin-SAM V8.0 (30deg probe tilt)
DAE Calibration Date	DAE4 Sn1784 2023-04-03	TSL Type	HBBL-600-10000
Software Version	16.2.4.2524		

Scans Setup

	Area Scan	Zoom Scan
Grid Extents [mm]	40.0 x 90.0	30.0 x 30.0 x 30.0
Grid Steps [mm]	10.0 x 15.0	6.0 x 6.0 x 1.5
Sensor Surface [mm]	3.0	1.4
Graded Grid	N/A	Yes
M2/M1 [%]		88.5
Dist 3dB Peak [mm]		> 15.0

Measurement Results

	Area Scan	Zoom Scan
psSAR1g [W/Kg]	0.902	0.903
psSAR10g [W/Kg]	0.601	0.608
Power Drift [dB]	N/A	0.02



System Performance Check Report for D750V3 - SN1071

Exposure Conditions

Frequency [MHz] Channel Number	750.000 0	TSL Permittivity	45.5
Group UID	CW 0--	TSL Conductivity [S/m]	0.838
Conversion Factor	9.37	Phantom Section TSL	Flat HSL

Hardware Setup

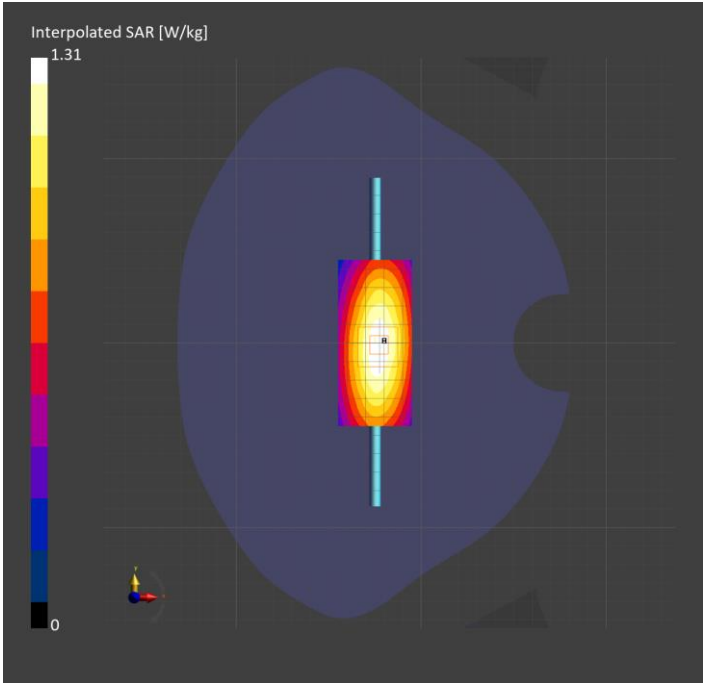
Probe Calibration Date	EX3DV4 - SN7656 2023-05-15	Phantom	Twin-SAM V8.0 (30deg probe tilt)
DAE Calibration Date	DAE4 Sn1784 2023-04-03	TSL Type	HBBL-600-10000
Software Version	16.2.4.2524		

Scans Setup

	Area Scan	Zoom Scan
Grid Extents [mm]	40.0 x 90.0	30.0 x 30.0 x 30.0
Grid Steps [mm]	10.0 x 15.0	6.0 x 6.0 x 1.5
Sensor Surface [mm]	3.0	1.4
Graded Grid	N/A	Yes
M2/M1 [%]		88.4
Dist 3dB Peak [mm]		> 15.0

Measurement Results

	Area Scan	Zoom Scan
psSAR1g [W/Kg]	0.880	0.881
psSAR10g [W/Kg]	0.590	0.596
Power Drift [dB]	N/A	-0.00



System Performance Check Report for D1900V2 - SN5d140

Exposure Conditions

Frequency [MHz] Channel Number	1900.000 0	TSL Permittivity	41.5
Group UID	CW 0--	TSL Conductivity [S/m]	1.42
Conversion Factor	8.09	Phantom Section TSL	Flat HSL

Hardware Setup

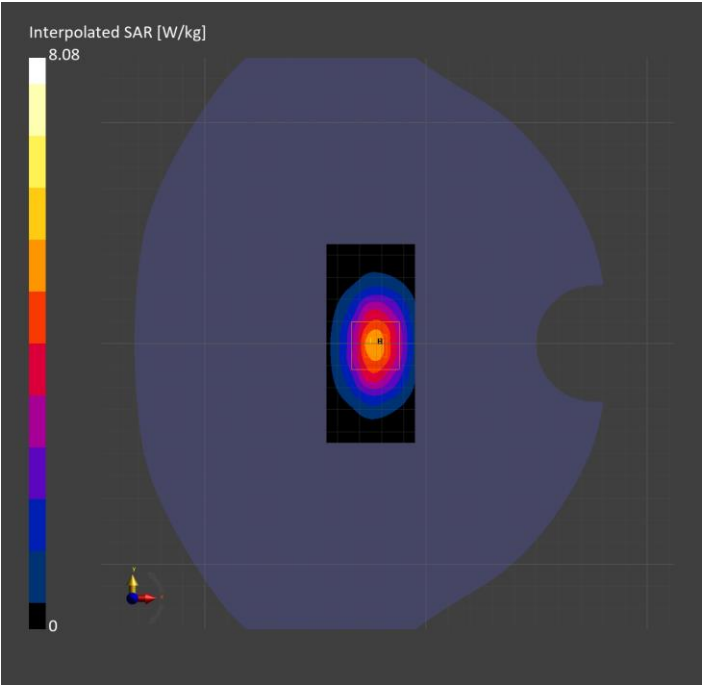
Probe Calibration Date	EX3DV4 - SN7589 2023-04-18	Phantom	Twin-SAM V8.0 (30deg probe tilt)
DAE Calibration Date	DAE4 Sn1547 2023-04-18	TSL Type	HBBL-600-10000
Software Version	16.2.4.2524		

Scans Setup

	Area Scan	Zoom Scan
Grid Extents [mm]	40.0 x 90.0	30.0 x 30.0 x 30.0
Grid Steps [mm]	10.0 x 15.0	6.0 x 6.0 x 1.5
Sensor Surface [mm]	3.0	1.4
Graded Grid	N/A	Yes
M2/M1 [%]		81.6
Dist 3dB Peak [mm]		10.8

Measurement Results

	Area Scan	Zoom Scan
psSAR1g [W/Kg]	4.21	4.26
psSAR10g [W/Kg]	2.23	2.23
Power Drift [dB]	N/A	0.01



System Performance Check Report for D1750V2 - SN1053

Exposure Conditions

Frequency [MHz] Channel Number	1750.000 0	TSL Permittivity	37.5
Group UID	CW 0--	TSL Conductivity [S/m]	1.35
Conversion Factor	7.33	Phantom Section TSL	Flat HSL

Hardware Setup

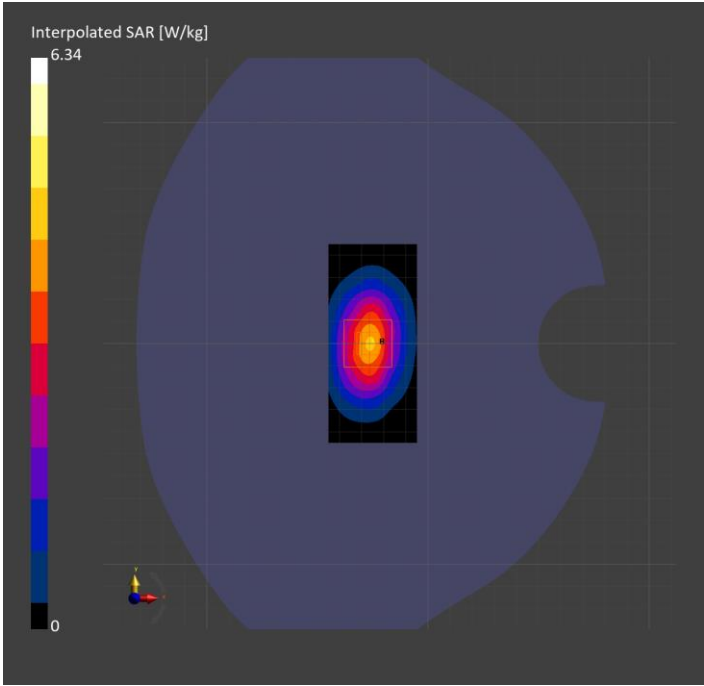
Probe Calibration Date	EX3DV4 - SN3686 2024-01-12	Phantom	Twin-SAM V8.0 (30deg probe tilt)
DAE Calibration Date	DAE4 Sn1258 2024-03-12	TSL Type	HBBL-600-10000
Software Version	16.2.4.2524		

Scans Setup

	Area Scan	Zoom Scan
Grid Extents [mm]	40.0 x 90.0	30.0 x 30.0 x 30.0
Grid Steps [mm]	10.0 x 15.0	6.0 x 6.0 x 1.5
Sensor Surface [mm]	3.0	1.4
Graded Grid	N/A	Yes
M2/M1 [%]		83.2
Dist 3dB Peak [mm]		10.8

Measurement Results

	Area Scan	Zoom Scan
psSAR1g [W/Kg]	3.49	3.45
psSAR10g [W/Kg]	1.88	1.83
Power Drift [dB]	N/A	-0.13



System Performance Check Report for D2300V2 - SN1058

Exposure Conditions

Frequency [MHz] Channel Number	2300.000 0	TSL Permittivity	39.7
Group UID	CW 0--	TSL Conductivity [S/m]	1.58
Conversion Factor	7.82	Phantom Section TSL	Flat HSL

Hardware Setup

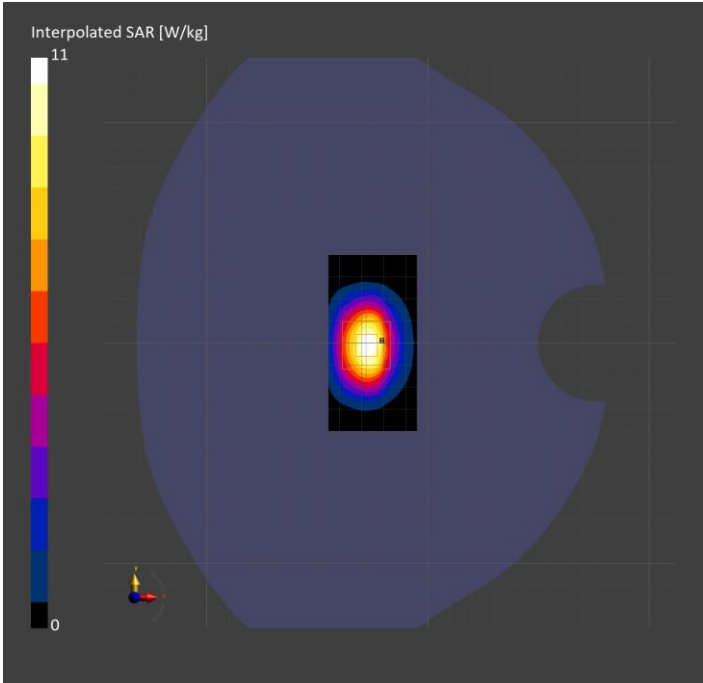
Probe Calibration Date	EX3DV4 - SN3885 2023-10-12	Phantom	Twin-SAM V5.0 (30deg probe tilt)
DAE Calibration Date	DAE4 Sn1787 2023-05-03	TSL Type	HBBL-600-10000
Software Version	16.2.4.2524		

Scans Setup

	Area Scan	Zoom Scan
Grid Extents [mm]	40.0 x 80.0	30.0 x 30.0 x 30.0
Grid Steps [mm]	10.0 x 10.0	5.0 x 5.0 x 1.5
Sensor Surface [mm]	3.0	1.4
Graded Grid	N/A	Yes
M2/M1 [%]		76.9
Dist 3dB Peak [mm]		9.0

Measurement Results

	Area Scan	Zoom Scan
psSAR1g [W/Kg]	4.74	5.06
psSAR10g [W/Kg]	2.30	2.43
Power Drift [dB]	N/A	-0.20



System Performance Check Report for D2600V2 - SN1006

Exposure Conditions

Frequency [MHz] Channel Number	2600.000 0	TSL Permittivity	40.7
Group UID	CW 0--	TSL Conductivity [S/m]	1.90
Conversion Factor	7.64	Phantom Section TSL	Flat HSL

Hardware Setup

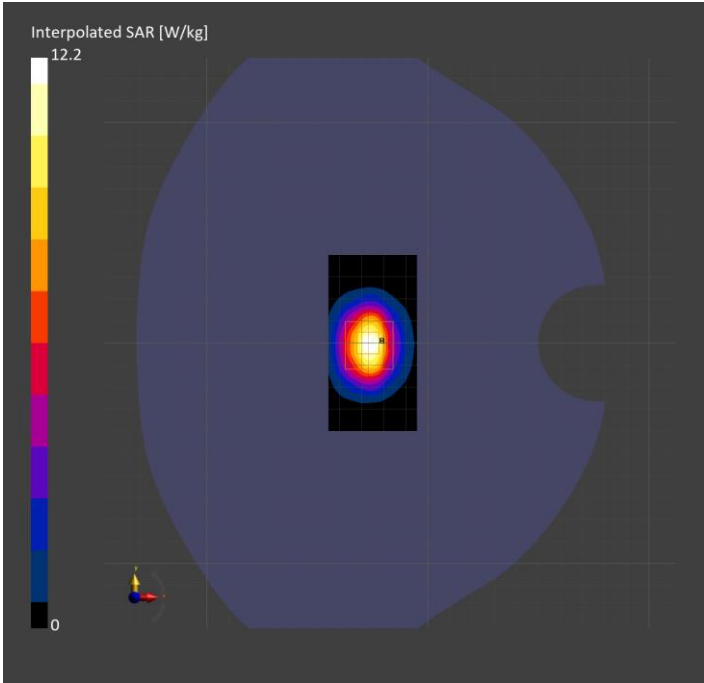
Probe Calibration Date	EX3DV4 - SN3885 2023-10-12	Phantom	Twin-SAM V5.0 (30deg probe tilt)
DAE Calibration Date	DAE4 Sn1787 2023-05-03	TSL Type	HBBL-600-10000
Software Version	16.2.4.2524		

Scans Setup

	Area Scan	Zoom Scan
Grid Extents [mm]	40.0 x 80.0	30.0 x 30.0 x 30.0
Grid Steps [mm]	10.0 x 10.0	5.0 x 5.0 x 1.5
Sensor Surface [mm]	3.0	1.4
Graded Grid	N/A	Yes
M2/M1 [%]		77.6
Dist 3dB Peak [mm]		9.0

Measurement Results

	Area Scan	Zoom Scan
psSAR1g [W/Kg]	5.40	5.55
psSAR10g [W/Kg]	2.43	2.51
Power Drift [dB]	N/A	0.01



System Performance Check Report for D1750V2 - SN1077

Exposure Conditions

Frequency [MHz] Channel Number	1750.000 0	TSL Permittivity	41.5
Group UID	CW 0--	TSL Conductivity [S/m]	1.39
Conversion Factor	8.53	Phantom Section TSL	Flat HSL

Hardware Setup

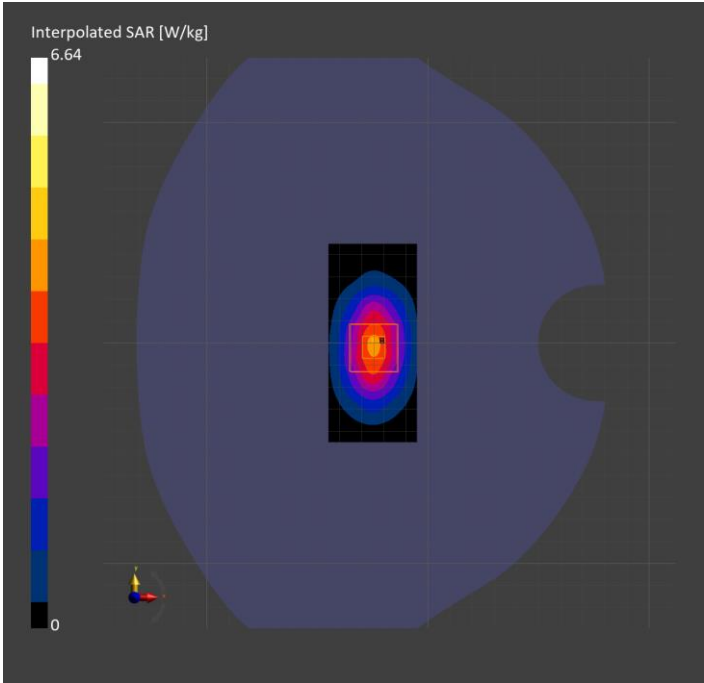
Probe Calibration Date	EX3DV4 - SN7626 2023-05-15	Phantom	Twin-SAM V5.0 (30deg probe tilt)
DAE Calibration Date	DAE4 Sn1548 2024-02-08	TSL Type	HBBL-600-10000
Software Version	16.2.4.2524		

Scans Setup

	Area Scan	Zoom Scan
Grid Extents [mm]	40.0 x 90.0	30.0 x 30.0 x 30.0
Grid Steps [mm]	10.0 x 15.0	6.0 x 6.0 x 1.5
Sensor Surface [mm]	3.0	1.4
Graded Grid	N/A	Yes
M2/M1 [%]		78.9
Dist 3dB Peak [mm]		10.8

Measurement Results

	Area Scan	Zoom Scan
psSAR1g [W/Kg]	3.30	3.40
psSAR10g [W/Kg]	1.77	1.81
Power Drift [dB]	N/A	-0.14



System Performance Check Report for D1900V2 - SN5d163

Exposure Conditions

Frequency [MHz] Channel Number	1900.000 0	TSL Permittivity	40.9
Group UID	CW 0--	TSL Conductivity [S/m]	1.47
Conversion Factor	7.96	Phantom Section TSL	Flat HSL

Hardware Setup


Probe Calibration Date	EX3DV4 - SN7626 2023-05-15	Phantom	Twin-SAM V5.0 (30deg probe tilt)
DAE Calibration Date	DAE4 Sn1548 2024-02-08	TSL Type	HBBL-600-10000
Software Version	16.2.4.2524		

Scans Setup

	Area Scan	Zoom Scan
Grid Extents [mm]	40.0 x 90.0	30.0 x 30.0 x 30.0
Grid Steps [mm]	10.0 x 15.0	6.0 x 6.0 x 1.5
Sensor Surface [mm]	3.0	1.4
Graded Grid	N/A	Yes
M2/M1 [%]		80.8
Dist 3dB Peak [mm]		9.6

Measurement Results

	Area Scan	Zoom Scan
psSAR1g [W/Kg]	3.81	3.92
psSAR10g [W/Kg]	1.97	2.02
Power Drift [dB]	N/A	-0.14



System Performance Check Report for D1900V2 - SN5d140

Exposure Conditions

Frequency [MHz] Channel Number	1900.000 0	TSL Permittivity	41.0
Group UID	CW 0--	TSL Conductivity [S/m]	1.31
Conversion Factor	7.96	Phantom Section TSL	Flat HSL

Hardware Setup

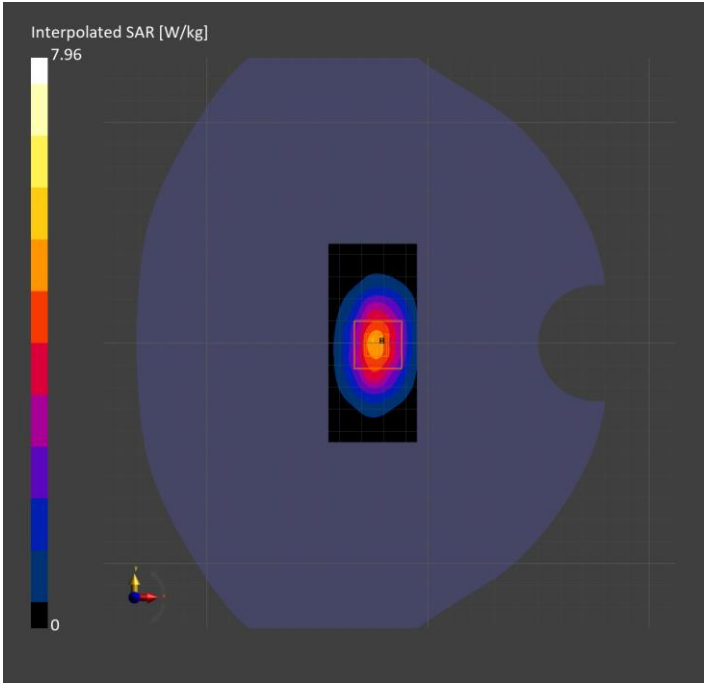
Probe Calibration Date	EX3DV4 - SN7626 2023-05-15	Phantom	Twin-SAM V5.0 (30deg probe tilt)
DAE Calibration Date	DAE4 Sn1548 2024-02-08	TSL Type	HBBL-600-10000
Software Version	16.2.4.2524		

Scans Setup

	Area Scan	Zoom Scan
Grid Extents [mm]	40.0 x 90.0	30.0 x 30.0 x 30.0
Grid Steps [mm]	10.0 x 15.0	6.0 x 6.0 x 1.5
Sensor Surface [mm]	3.0	1.4
Graded Grid	N/A	Yes
M2/M1 [%]		81.0
Dist 3dB Peak [mm]		9.6

Measurement Results

	Area Scan	Zoom Scan
psSAR1g [W/Kg]	4.09	4.21
psSAR10g [W/Kg]	2.12	2.22
Power Drift [dB]	N/A	-0.09



System Performance Check Report for D1750V2 - SN1053

Exposure Conditions

Frequency [MHz] Channel Number	1750.000 0	TSL Permittivity	44.0
Group UID	CW 0--	TSL Conductivity [S/m]	1.24
Conversion Factor	8.53	Phantom Section TSL	Flat HSL

Hardware Setup

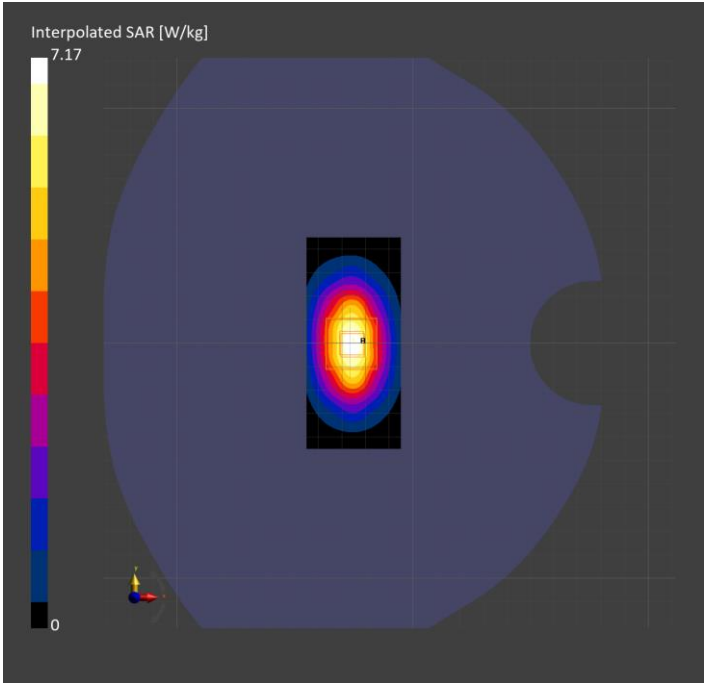
Probe Calibration Date	EX3DV4 - SN7626 2023-05-15	Phantom	Twin-SAM V5.0 (30deg probe tilt)
DAE Calibration Date	DAE4 Sn1548 2024-02-08	TSL Type	HBBL-600-10000
Software Version	16.2.4.2524		

Scans Setup

	Area Scan	Zoom Scan
Grid Extents [mm]	40.0 x 90.0	30.0 x 30.0 x 30.0
Grid Steps [mm]	10.0 x 15.0	6.0 x 6.0 x 1.5
Sensor Surface [mm]	3.0	1.4
Graded Grid	N/A	Yes
M2/M1 [%]		81.1
Dist 3dB Peak [mm]		10.3

Measurement Results

	Area Scan	Zoom Scan
psSAR1g [W/Kg]	3.86	3.85
psSAR10g [W/Kg]	2.06	2.09
Power Drift [dB]	N/A	-0.12



System Performance Check Report for D2300V2 - SN1058

Exposure Conditions

Frequency [MHz] Channel Number	2300.000 0	TSL Permittivity	37.6
Group UID	CW 0--	TSL Conductivity [S/m]	1.58
Conversion Factor	7.71	Phantom Section TSL	Flat HSL

Hardware Setup


Probe Calibration Date	EX3DV4 - SN7482 2023-04-18	Phantom	Twin-SAM V8.0 (30deg probe tilt)
DAE Calibration Date	DAE4 Sn1546 2024-03-11	TSL Type	HBBL-600-10000
Software Version	16.2.4.2524		

Scans Setup

	Area Scan	Zoom Scan
Grid Extents [mm]	40.0 x 80.0	30.0 x 30.0 x 30.0
Grid Steps [mm]	10.0 x 10.0	5.0 x 5.0 x 1.5
Sensor Surface [mm]	3.0	1.4
Graded Grid	N/A	Yes
M2/M1 [%]		81.4
Dist 3dB Peak [mm]		9.9

Measurement Results

	Area Scan	Zoom Scan
psSAR1g [W/Kg]	5.28	5.24
psSAR10g [W/Kg]	2.55	2.59
Power Drift [dB]	N/A	-0.01



System Performance Check Report for D2600V2 - SN1006

Exposure Conditions

Frequency [MHz] Channel Number	2600.000 0	TSL Permittivity	38.4
Group UID	CW 0--	TSL Conductivity [S/m]	1.81
Conversion Factor	7.19	Phantom Section TSL	Flat HSL

Hardware Setup

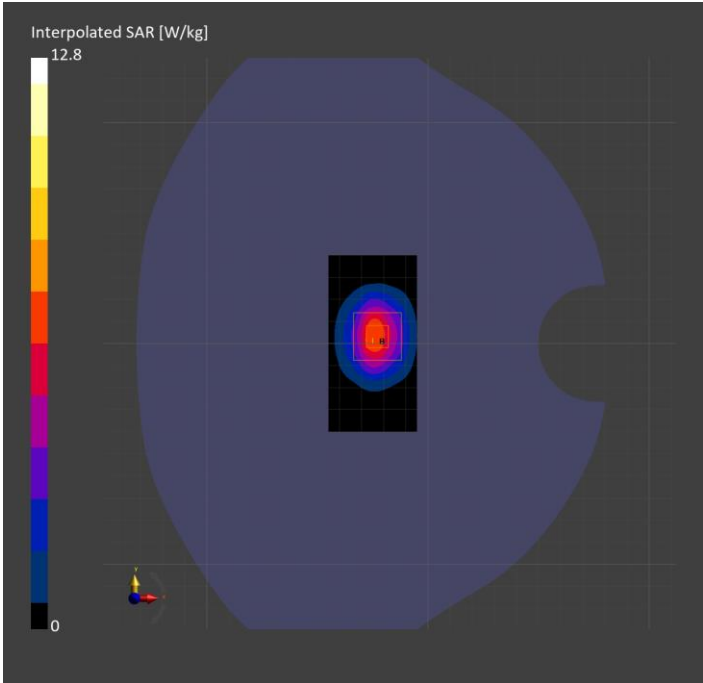
Probe Calibration Date	EX3DV4 - SN7810 2023-04-25	Phantom	Twin-SAM V8.0 (30deg probe tilt)
DAE Calibration Date	DAE4 Sn1546 2024-03-11	TSL Type	HBBL-600-10000
Software Version	16.2.4.2524		

Scans Setup

	Area Scan	Zoom Scan
Grid Extents [mm]	40.0 x 80.0	30.0 x 30.0 x 30.0
Grid Steps [mm]	10.0 x 10.0	5.0 x 5.0 x 1.5
Sensor Surface [mm]	3.0	1.4
Graded Grid	N/A	Yes
M2/M1 [%]		77.7
Dist 3dB Peak [mm]		9.0

Measurement Results

	Area Scan	Zoom Scan
psSAR1g [W/Kg]	5.69	5.92
psSAR10g [W/Kg]	2.64	2.76
Power Drift [dB]	N/A	-0.04



System Performance Check Report for D3900V2 - SN1102

Exposure Conditions

Frequency [MHz] Channel Number	3900.000 0	TSL Permittivity	39.4
Group UID	CW 0--	TSL Conductivity [S/m]	3.00
Conversion Factor	6.66	Phantom Section TSL	Flat HSL

Hardware Setup


Probe Calibration Date	EX3DV4 - SN3990 2024-02-28	Phantom	Twin-SAM V5.0 (30deg probe tilt)
DAE Calibration Date	DAE4 Sn1239 2024-03-06	TSL Type	HBBL-600-10000
Software Version	16.2.4.2524		

Scans Setup

	Area Scan	Zoom Scan
Grid Extents [mm]	40.0 x 80.0	28.0 x 28.0 x 28.0
Grid Steps [mm]	10.0 x 10.0	5.0 x 5.0 x 1.4
Sensor Surface [mm]	3.0	1.4
Graded Grid	N/A	Yes
M2/M1 [%]		75.3
Dist 3dB Peak [mm]		8.0

Measurement Results

	Area Scan	Zoom Scan
psSAR1g [W/Kg]	6.16	6.29
psSAR10g [W/Kg]	2.24	2.34
Power Drift [dB]	N/A	-0.01



System Performance Check Report for D6.5GHzV2 - SN1033

Exposure Conditions

Frequency [MHz] Channel Number	6500.000 0	TSL Permittivity	33.4
Group UID	CW 0--	TSL Conductivity [S/m]	6.36
Conversion Factor	5.59	Phantom Section TSL	Flat HSL

Hardware Setup

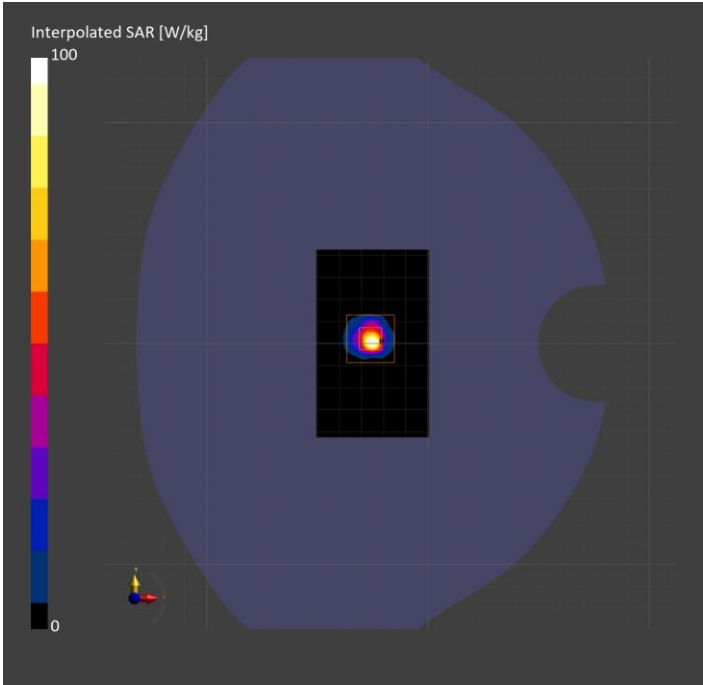
Probe Calibration Date	EX3DV4 - SN7657 2023-05-30	Phantom	Twin-SAM V8.0 (30deg probe tilt)
DAE Calibration Date	DAE4 Sn1545 2024-02-09	TSL Type	HBBL-600-10000
Software Version	16.2.4.2524		

Scans Setup

	Area Scan	Zoom Scan
Grid Extents [mm]	51.0 x 85.0	22.0 x 22.0 x 22.0
Grid Steps [mm]	8.5 x 8.5	3.4 x 3.4 x 1.4
Sensor Surface [mm]	3.0	1.4
Graded Grid	N/A	Yes
M2/M1 [%]		51.6
Dist 3dB Peak [mm]		4.4

Measurement Results

	Area Scan	Zoom Scan	APD
psSAR1g [W/Kg]	12.4	15.4	N/A
psSAR8g [W/Kg]	3.02	3.43	N/A
psSAR10g [W/Kg]	2.50	2.81	N/A
psAPD (4.0cm², sq.) [W/m²]	N/A	N/A	68.7
Power Drift [dB]	N/A	-0.16	N/A



System Performance Check Report for D6.5GHzV2 - SN1033

Exposure Conditions

Frequency [MHz] Channel Number	6500.000 0	TSL Permittivity	33.8
Group UID	CW 0--	TSL Conductivity [S/m]	6.02
Conversion Factor	5.77	Phantom Section TSL	Flat HSL

Hardware Setup

Probe Calibration Date	EX3DV4 - SN7356 2023-03-17	Phantom	Twin-SAM V8.0 (30deg probe tilt)
DAE Calibration Date	DAE4 Sn1674 2023-05-11	TSL Type	HBBL-600-10000
Software Version	16.2.4.2524		

Scans Setup

	Area Scan	Zoom Scan
Grid Extents [mm]	51.0 x 85.0	22.0 x 22.0 x 22.0
Grid Steps [mm]	8.5 x 8.5	3.4 x 3.4 x 1.4
Sensor Surface [mm]	3.0	1.4
Graded Grid	N/A	Yes
M2/M1 [%]		51.0
Dist 3dB Peak [mm]		4.4

Measurement Results

	Area Scan	Zoom Scan	APD
psSAR1g [W/Kg]	27.3	31.2	N/A
psSAR8g [W/Kg]	6.41	6.98	N/A
psSAR10g [W/Kg]	5.30	5.72	N/A
psAPD (4.0cm², sq.) [W/m²]	N/A	N/A	140
Power Drift [dB]	N/A	0.03	N/A

