

# Test Setup Pictures

**Client:** Tractotomy Systems, Inc.

214 Devcon Dr. San Jose, CA 95112

**Equipment Under Test:** Multifunctional IoT Platform Sensor

**Model:** CGB-2002

**FCC ID:** 2AXA8-CGB-2002

**IC ID:** 27299-CGB2002



FOR THE SCOPE OF ACCREDITATION UNDER CERTIFICATE NUMBER: 3212.01

This report must not be used by the client to claim product certification, approval, or endorsement by A2LA, NIST, or any agency of the Federal Government.

*Remarks: This document is issued by the Company subject to its General Conditions of Service printed overleaf, available on request or accessible at <http://www.sgs.com/en/Terms-and-Conditions.aspx>. And for electronic format documents, subject to Terms and Conditions for Electronic Documents at <http://www.sgs.com/en/Terms-and-Conditions/terms-e-document.aspx>.*

*Attention is drawn to the limitation of liability, indemnification and jurisdiction issues defined therein. Any holder of this document is advised that information contained hereon reflects the Company's findings at the time of its intervention only and within the limits of Client's instructions, if any. The Company's sole responsibility is to its Client and this document does not exonerate parties to a transaction from exercising all their rights and obligations under the transaction documents. This document cannot be reproduced except in full, without prior written approval of the Company. Any unauthorized alteration, forgery or falsification of the content or appearance of this document is unlawful, and offenders may be prosecuted to the fullest extent of the law. Unless otherwise stated the results shown in this test report refer only to the sample(s) tested and such sample(s) are retained for a maximum of 30 days only.*

## Table of Contents

|   |                               |   |
|---|-------------------------------|---|
| 2 | CONDUCTED TEST .....          | 3 |
| 3 | RADIATED EMISSIONS TEST ..... | 4 |

## 2 Conducted Test



### 3 Radiated Emissions Test




9kHz to 30MHz





30MHz to 1GHz






1GHz to 18GHz



18GHz to 40GHz

# Azimuth Angles

X



Y



Z

