


Quick Installation Guide

Wireless Gigabit Mobile Hotspot

JW-MRD-6001

FCC ID: 2ARPAJW-MRD-6001


1.Appearance



1. Screen Display
2. USB Type-A to charge other devices
3. USB Type-C for data communication and power charging of the JW-MRD-6001
4. Gigabit Ethernet
5. Status LED for WiFi connectivity
6. Micro-SIM slot

7. MicroSD slot (128GB in maximum)
8. Power/Function button. Power button: 3-sec long press to turn on/off the JW-MRD-6001; Function button: When the JW-MRD-6001 on, tap Function button twice quickly for menu selection
9. Reset button: 4-sec long press for factory reset

2.Install the SIM Card

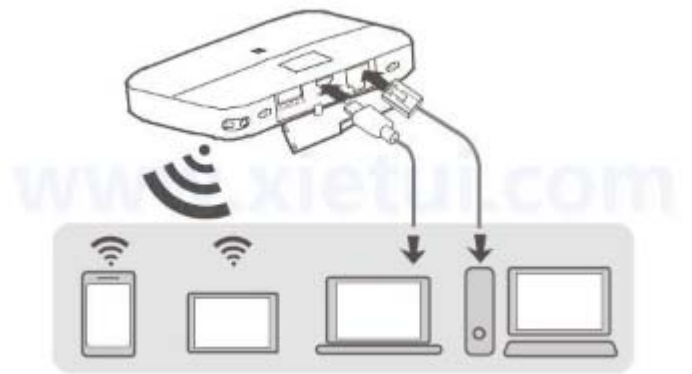


- Install SIM card to Micro-SIM slot as shown
- MicroSD slot to expand the storage of MRD6001

3.Connecting to the Internet



- Ensure your SIM card is properly inserted
- Long-press power button for 3-sec to turn on the JW-MRD-6001
- Check WLAN name (SSID) and password on display screen
- The WLAN name (SSID) and password able to be changed through Web UI and remote application of the JW-MRD-6001



- Share 4G LTE connection through WiFi with multiple mobile devices or through USB Type-C (note: enable USB sharing through Web UI and remote application of the JW-MRD-6001)

4. WiFi Offloading



- Connect cat.5e Ethernet cable to the gigabit Ethernet connector of the JW-MRD-6001. Then, the JW-MRD-6001 will offload data traffic to LAN to minimize the usage of cellular network

5. Charge Other Portable Devices



- Able to charge other devices through USB Type-A

6.Charging Your JW-MRD-6001



- Via the power adapter and USB cable in the package of JW-MRD-6001

7.Router Settings

- Connect Web UI through the link: <http://192.168.43.1>
- Account name: admin
- Password: 23235656

8. RF Exposure Information (SAR)

The SAR limit of USA (FCC) is 1.6 W/kg averaged over one gram of tissue. Device types JW-MRD-6001 (FCC ID: 2ARPAJW-MRD-6001) has also been tested against this SAR limit.

The highest SAR value reported under this standard during product certification for use when properly worn on the body is 0.898 W/Kg. Simultaneous RF exposure is 1.544 W/Kg.

This device was tested for typical body-worn operations with the back of the handset kept 10mm from the body. Accessory designated by Manufacture must be used to meet body worn RF exposure compliance.

FCC statements:

This device complies with part 15 of the FCC rules. Operation is subject to the following two conditions:

- (1) this device may not cause harmful interference, and
- (2) this device must accept any interference received, including interference that may cause undesired operation.

NOTE: The manufacturer is not responsible for any radio or TV interference caused by unauthorized modifications or changes to this equipment. Such modifications or changes could void the user' s authority to operate the equipment.

NOTE: This equipment has been tested and found to comply with the limits for a Class B digital device, pursuant to part 15 of the FCC Rules. These limits are designed to provide reasonable protection against harmful interference in a residential installation. This equipment generates uses and can radiate radio frequency energy and, if not installed and used in accordance with the instructions, may cause harmful interference to radio communications. However, there is no guarantee that interference will not occur in a particular installation. If this equipment does cause harmful interference to radio or television reception, which can be determined by turning the equipment off and on, the user is encouraged to try to correct the interference by one or more of the following measures:

- Reorient or relocate the receiving antenna.
- Increase the separation between the equipment and receiver.
- Connect the equipment into an outlet on a circuit different from that to which the receiver is connected.
- Consult the dealer or an experienced radio/TV technician for help.

9.Important Safety Information

- Keep the device away from water, fire, humidity or hot environments
- Do not attempt to disassemble or modify the device
- Do not use damaged power adapter or USB cables to charge the device
- Do not use any chargers other than those recommended
- Do not use the device where/when wireless devices are not allowed

Please follow the above instructions when operating the device. We cannot guarantee that no accidents or damage will take place due to improper use of the device. Please use with care and operate at your own risk

For more information, please visit our website: <http://www.jaguarwave.com/download.html> or mail to mmwave@jaguarwave.com