

MF833U USB Modem Quick Start Guide




Getting to Know Your Modem

Your modem supports data and SMS services through the mobile phone network, enabling you to communicate anytime and anywhere.

The following figure is only for your reference.

The actual product may be different.



1. Modem cap
2. Front cover
3. Indicator light
4. USB connector
5. microSDHC™ card slot
6. micro-SIM card slot



NOTE:

microSDHC logo



is a trademark of

SD-3C, LLC.

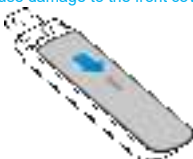
Installing the micro-SIM Card and microSDHC Card

1. Press and push the front cover and remove it.



NOTE:

Do not open the front cover forcibly. Failing to do so may cause damage to the front cover.



2. Install a micro-SIM card to the micro-SIM card slot.



WARNING!

Your modem does not support SIM cards and nano-SIM cards. To avoid damage to the modem, do not use those cards or any card holders.



3. Install a microSDHC card to the microSDHC card slot.



4. Slide the front cover gently back into place.



Connecting the Modem to Your PC

Insert the modem into your computer's USB port securely. The operating system automatically detects and identifies your modem and starts the installation wizard.






NOTE:

If the system does not launch installation automatically, you can double-click the modem installation icon in **My Computer** > **ZTEMODEM** to install the software.

Accessing the Internet

After the modem is connected to your computer successfully, you can access the Internet in **Automatic** or **Manual** mode. The default mode is **Automatic**.

Mode	Operation
Automatic	Your modem is connected to the Internet automatically, and you can surf on the Internet directly.
Manual	<ol style="list-style-type: none">1. Log in to the 4G Hostless Modem configuration page.2. Select Network Settings > Connection Mode > Manual, and then click Apply.3. Click  to return to the home page, and then click  or .



NOTES:

- To change the current connection setting, please disconnect from the Internet first.
- To modify the parameters of your modem, log in to the **4G Hostless Modem** configuration page by visiting <http://192.168.0.1>.

Getting More Help

You can get help by:

- Sending an email to **mobile@zte.com.cn**
- Visiting **www.ztedevices.com**

LEGAL INFORMATION

Copyright © 2022 ZTE CORPORATION.

All rights reserved.

No part of this publication may be excerpted, reproduced, translated or utilized in any form or by any means, electronic or mechanical, including photocopying and microfilm, without the prior written permission of ZTE Corporation.

The manual is published by ZTE Corporation. We reserve the right to make modifications on print errors or update specifications without prior notice.

Version No.: R1.0

Warning and Notice

Using Your Modem

- If inadequately shielded, some electronic devices may be affected by the electromagnetic interference caused by the modem, such as the electronic system of vehicles. Consult the manufacturers of such devices before using the modem if necessary.
- Operating the modem may interfere with medical instruments such as hearing aids and pacemakers. Always keep the modem more than 20 centimeters away from such medical instruments when your modem is turned on. Turn the modem off if necessary. Consult a physician or the manufacturers of medical instruments before using the modem if necessary.
- Be aware of the usage limitation when using the modem at places such as oil warehouses or chemical factories, where there are explosive gases or explosive products being processed. Turn off the modem if necessary.
- Do not use electronic transmission devices in aircrafts, at petrol stations or in hospitals. Observe and obey all warning signs, and turn off the modem in these conditions.

- Do not touch the inner antenna area unless it is necessary. Otherwise the performance of the modem may be affected.
- Keep the modem out of the reach of little children. The modem may cause an injury if used as a toy.
- When the modem is operating, do not touch the metallic parts. Failing to do so may cause burns.
- Use original accessories or accessories that are authorized. Using any unauthorized accessories may affect the performance of the modem and violate the related national regulations about telecom terminals.
- Avoid using the modem near or inside metallic structures or establishments that can emit electromagnetic waves, because signal reception may be affected.
- The modem is not waterproof. Keep the modem dry and store it in a shady and cool place.
- Do not use the modem immediately after a sudden temperature change. In such case dew may be generated inside and outside the modem, so do not use it until it becomes dry.
- Handle the modem carefully. Do not drop, bend or strike it. Otherwise the modem may be

damaged.

- Only qualified personnel can dismantle and repair the modem.
- An operating temperature between -10 °C and +55 °C and a humidity between 5% and 95% are recommended.

Limited Warranty

- This warranty does not apply to defects or errors in the product caused by:
 - i. Reasonable abrasion.
 - ii. End users' failure to follow ZTE's installation, operation or maintenance instructions or procedures.
 - iii. End users' mishandling, misuse, negligence, or improper installation, disassembly, storage, servicing or operation of the product.
 - iv. Modifications or repairs not provided by ZTE or a ZTE-certified individual.
 - v. Power failures, surges, fire, flood, accidents, and actions of third parties or other events outside ZTE's reasonable control.
 - vi. Usage of third-party products, or usage in conjunction with third-party products if such defects are due to the combined usage.
 - vii. Any other cause beyond the range of normal usage intended for the product.

End users have no right to reject or return the product, or receive a refund for the product from ZTE under the above-mentioned situations.

- This warranty is end users' sole remedy and ZTE's sole liability for defective or nonconforming items, and is in lieu of all other warranties, expressed, implied or statutory, including but not limited to the implied warranties of merchantability and fitness for a particular purpose, unless otherwise required under the mandatory provisions of the law.

Limitation of Liability

ZTE shall not be liable for any loss of profits or indirect, special, incidental or consequential damages resulting from or arising out of or in connection with using of this product, no matter whether or not ZTE had been advised, knew or should have known of the possibility of such damages, including, but not limited to lost profits, interruption of business, cost of capital, cost of substitute facilities or product, or any downtime cost.

Radio Frequency (RF) Exposure

This device is designed and manufactured not to exceed the emission limits for exposure to radio frequency (RF) energy set by the Federal Communications Commission of the United States.

During SAR testing, this device is set to transmit at its highest certified power level in all tested frequency bands, and placed in positions that simulate RF exposure in usage against the head with no separation, and near the body with the separation of 10 mm. Although the SAR is determined at the highest certified power level, the actual SAR level of the while operating can be well below the maximum value. This is because the device is designed to operate at multiple power levels so as to use only the power required to reach the network. In general, the closer you are to a wireless base station antenna, the lower the power output.

The exposure standard for wireless employs a unit of measurement known as the Specific Absorption Rate, or SAR. The SAR limit set by the FCC is 1.6 W/kg.

Tests for SAR are conducted using standard operating positions accepted by the FCC with the device transmitting at its highest certified power level in all tested frequency bands.

The FCC has granted an Equipment Authorization for this model device with all reported SAR levels evaluated as in compliance with the FCC RF exposure guidelines. SAR information on this model device is on file with the FCC and can be found under the Display Grant section of www.fcc.gov/oet/ea/fccid after searching on FCC ID: **SRQ-MF833U**.

For this device, the highest reported SAR value for near the body is 0.51 W/kg.

While there may be differences between the SAR levels of various devices and at various positions, they all meet the government requirement.

SAR compliance for body operation is based on a separation distance of 5 mm between the unit and the human body. Carry this device, at least 5 mm away from your body to ensure RF exposure level compliant or lower to the reported level.

FCC Compliance

This device complies with part 15 of the FCC Rules. Operation is subject to the following two conditions: (1) This device may not cause harmful interference, and (2) this device must accept any interference received, including interference that may cause undesired operation.

CAUTION:

Changes or modifications not expressly approved by the manufacturer could void the user's authority to operate the equipment.

This equipment has been tested and found to comply with the limits for a Class B digital device, pursuant to part 15 of the FCC Rules. These limits are designed to provide reasonable protection against harmful interference in a residential installation. This equipment generates, uses, and can radiate radio frequency energy and, if not installed and used in accordance with the instructions, may cause harmful interference to radio communications. However, there is no guarantee that interference will not occur in a particular installation. If this equipment does cause harmful interference to radio or television reception, which can be determined by turning the equipment off and on, the user is encouraged to try to correct the interference by one or more of the following measures:

- Reorient or relocate the receiving antenna.
- Increase the separation between the equipment and receiver.
- Connect the equipment into an outlet on a circuit

different from that to which the receiver is connected.

- Consult the dealer or an experienced radio/TV technician for help.

IC Notice

This device complies with Industry Canada license-exempt RSS standard(s). Operation is subject to the following two conditions:

- (1) this device may not cause interference, and
- (2) this device must accept any interference, including interference that may cause undesired operation of the device.

This Class B digital apparatus complies with Canadian ICES-003.

IC: 5200E-MF833U

IC Radiation Exposure Statement

This EUT is compliance with SAR for general population/uncontrolled exposure limits in IC RSS-102 and had been tested in accordance with the measurement methods and procedures specified in IEEE 1528 and IEC 62209. This equipment should be installed and operated with minimum distance 1.5 cm between the radiator and your body. This device and its antenna(s) must not be co-located or operating in conjunction with any other antenna or transmitter.

ZTE CORPORATION

NO. 55, Hi-tech Road South, Shenzhen, P.R.China

Postcode: 518057