

Appendix D. Photographs of EUT and Setup

FCC SAR Test Report

<Photographs of EUT>



FCC SAR Test Report

Holster 1

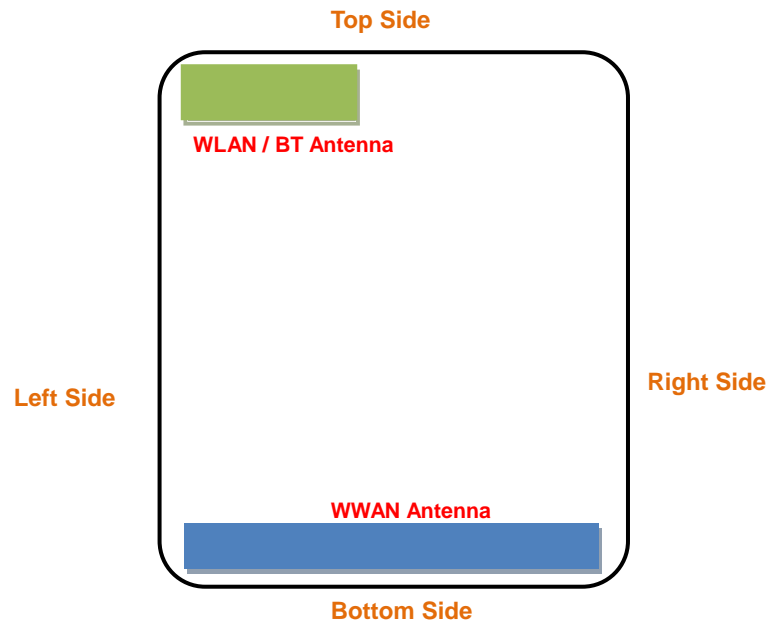


Holster 2



FCC SAR Test Report

<Antenna Location>




<EUT Front View>

The separation distance for antenna to edge:

Antenna	To Top Side (mm)	To Bottom Side (mm)	To Left Side (mm)	To Right Side (mm)
WWAN	122.2	4.05	4.52	4.67
WLAN / BT	4.87	122.55	5.08	55.5

FCC SAR Test Report

<Photographs of SAR Setup>



Head - Right Cheek



Head - Right Tilted



Head - Left Cheek



Head - Left Tilted

FCC SAR Test Report



Body - Front Face of EUT at 10 mm



Body - Rear Face of EUT at 10 mm




Body - Left Side of EUT at 10 mm



Body - Right Side of EUT at 10 mm




Body - Top Side of EUT at 10 mm



Body - Bottom Side of EUT at 10 mm

FCC SAR Test Report



FCC SAR Test Report

