

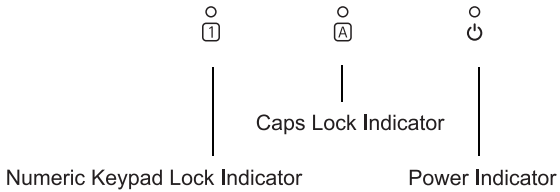

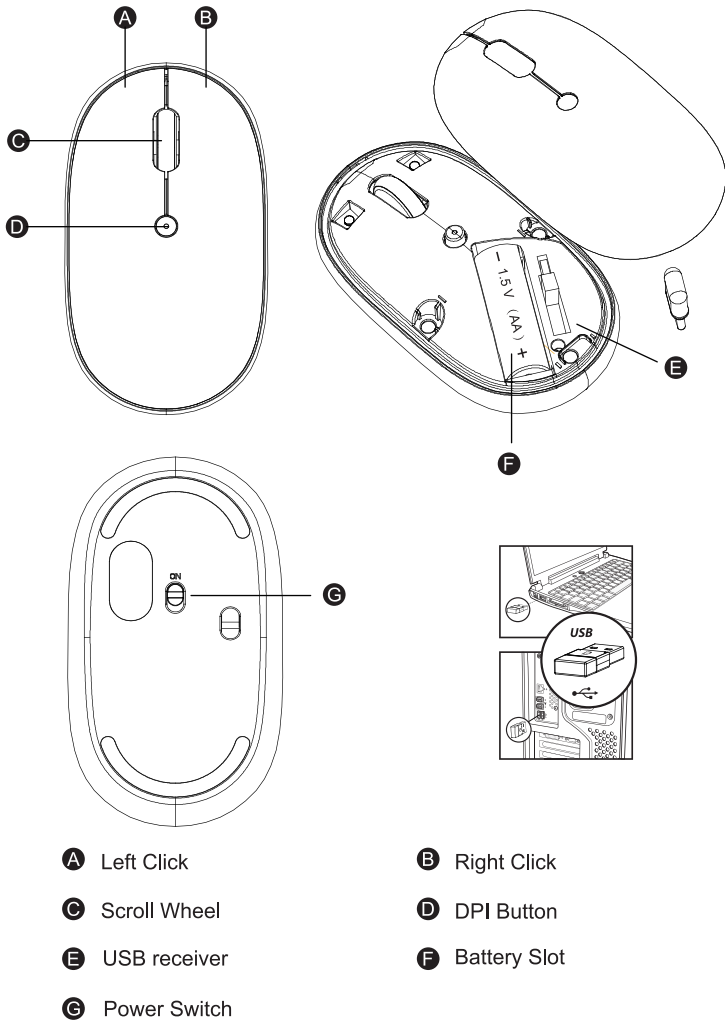
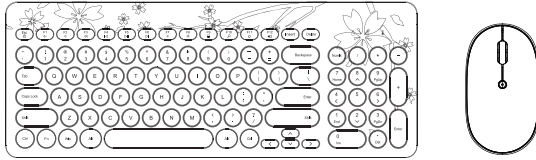
尺寸 : 105\*148 mm 材质 : 100g书纸 风琴页 双面单黑印刷

英语

Mytrix

User Manual

2.4G Wireless Keyboard and Mouse Combo



2.4G Connection Steps

1. Open the battery cover at the bottom of the keyboard, insert 2 AAA batteries and then close the battery cover.
2. Open the cover of the mouse, insert 1 AA battery, take out the USB receiver, switch the power switch to ON and close the battery cover.
3. Insert the USB receiver into the computer USB port.

Multimedia Keys

Key	Function	Key	Function
Fn	Fn lock	*	Brightness decrease
⏏	Mute	⚙	Brightness increase
🔊	Volume -	📊	Calculator
🔊	Volume +	🔍	Search
⏮	Previous track	⚙	Setting
⏮	Play / Pause	🔗	Link to
⏭	Next track		

**Note:** You need to press the "Fn" and "F1-F12" keys at the same time to make these multimedia keys work.

Product Parameter

Keyboard Product Parameter

Model No	KMCS01-1
Compatible Operating System	Windows 7 and above
Battery	2 AAA battery
Sleep Time	Enter sleep mode after 30 minutes of inactivity
Operating Distance	Within 8 meters
Key Life	3 Million strokes Test
Wake Up Way	Press any key
Working Current	≤8mA
Product Dimension	384*142.5*18.5 mm

Mouse Product Parameter

Model No	KMCS01-2
FM mode	GFSK
DPI	800-1200 (default) -1600
Sleep Time	Enter sleep mode after 30 minutes of inactivity
Battery	1 AA battery
Key Life	3 Million strokes Test
Wake Up Way	Press any key
Operating Distance	Within 8 meters
Working Current	≤8mA
Product Dimension	110*150*57 mm

Sleeping Mode

1. When the keyboard is not used for over 30 minutes, it will automatically enter the sleep mode, and the indicator light will be off. If you want to use the keyboard, press any key then it will be waken up within 3 seconds. The indicator light will be on.
2. When the mouse is not used for over 30 minutes, it will automatically enter the sleep mode, and the indicator light will be off. If you want to use the mouse, press left or right click, then it will be waken up within 3 seconds and the mouse is ready to work.

Package Contents

- 1 x Wireless Keyboard
- 1 x Wireless Mouse
- 1 x User Manual
- 1 x USB Receiver

Company Information

Mytrix Technology LLC  
Customer Service: +1-978-496-8821  
Email: [cs@mytrixtech.com](mailto:cs@mytrixtech.com)  
Address: 13 Garabedian Dr. Unit C, Salem NH 03079  
[www.mytrixtech.com](http://www.mytrixtech.com)

NOTE: This equipment has been tested and found to comply with the limits for a Class B digital device, pursuant to part 15 of the FCC Rules. These limits are designed to provide reasonable protection against harmful interference in a residential installation. This equipment generates uses and can radiate radio frequency energy and, if not installed and used in accordance with the instructions, may cause harmful interference to radio communications. However, there is no guarantee that interference will not occur in a particular installation. If this equipment does cause harmful interference to radio or television reception, which can be determined by turning the equipment off and on, the user is encouraged to try to correct the interference by one or more of the following measures:

- Reorient or relocate the receiving antenna.
- Increase the separation between the equipment and receiver.
- Connect the equipment into an outlet on a circuit different from that to which the receiver is connected.
- Consult the dealer or an experienced radio/TV technician for help

Changes or modifications not expressly approved by the party responsible for compliance could void the user's authority to operate the equipment.

This device complies with Part 15 of the FCC Rules. Operation is subject to the following two conditions:

- (1) this device may not cause harmful interference, and
- (2) this device must accept any interference received, including interference that may cause undesired operation.