

Guaranteed for Life

E-filliate warrants to the consumer that the product and all accessories provided in the sales package ("Product") are free from material defects in material and workmanship when used normally and in accordance with operation instructions.

E-filliate will repair or replace (at E-filliate's option), without charge, a Materially Defective Product. If we repair or replace a Materially Defective Product under the terms of this warranty, this warranty also applies to repaired or replacement Products. If we repair this Product, we may use new or refurbished replacement parts. If we choose to replace this Product, we may replace it with a new or refurbished Product of the same or similar design. E-filliate will return repaired or replacement Products to you in working condition. We will retain defective parts, or equipment. Repair or replacement of Product is your exclusive remedy.

This warranty does not cover Product that has been subjected to misuse, accident, shipping or other physical damage, improper installation, abnormal operation or handling, neglect, inundation, fire, water or other liquid intrusion, or Product that has been damaged due to repair, alteration or modification by anyone other than an E-filliate authorized representative.

Customer Service:

We're here to help. If you have a problem with this product or have questions on how to use it, please contact E-filliate Inc. You do not need to contact the retailer from whom the product was purchased. Please contact one of our service representatives before shipping merchandise to us.

www.efilliate.com
support@efilliate.com

(800) 592-7031 toll-free
(916) 858-1000
(916) 858-1009 FAX

11321 White Rock Road
Rancho Cordova, CA 95742 USA

Customer service representatives
are available 8 a.m.-5 p.m. PT, M-F

Wireless Earphones w/built-in Mic User Manual

Thank you for purchasing the wireless earphones. The earphones allow the user to listen to audio wirelessly from up to 32 feet (10m) from a paired phone or tablet.

Please read these instructions carefully. It is recommended that you completely charge the earphones before using them for the first time. See "Charging the Wireless Earphones".

Package Contents

- Wireless earphones
- Extra ear fin cushions
- Type C charge-in cable
- User manual
- Collar Clip

FCC ID: 2ADH6-1909018B

Please note: This device complies with part 15 of the FCC Rules. Operation is subject to the following two conditions: (1) This device may not cause harmful interference, and (2) this device must accept any interference received, including interference that may cause undesired operation.








Important Safety Information

- This product is IPX4 water resistant so it is designed to prevent perspiration or water droplets from affecting the performance during proper use.
- The earphones should not be submerged in liquid or used in areas with excessive moisture.
- Avoid operating or storing the earphones near fire, on stoves, or inside sealed cars in hot weather. Exposing them to fire may cause the earphones to generate heat or ignite.

Charging the Wireless Earphones

- Charge the wireless earphones by connecting Type C charging cable to the earphones' charging port.
- Plug the USB connector into a USB port on any USB power adapter.
- When charging, a red light on the adapter will be illuminated. Once the light turn blue, the adapter is fully charged. Battery is fully charged in about 1.5 hours.


Controller Functions

- On/off: Press and hold the  key for 3 seconds to turn on/off.
- Music or video pause: Press the  key to pause playback, and press the key again to resume playback.
- Volume increase: Click the  key.
- Volume decrease: Click the  key.
- Next song: Press & hold the  key.
- Previous song: Press & hold the  key.
- Answer/hang up: During an incoming call, press the  key for two seconds and then release it.

Please note, this controller uses the player app's available functions. The controller's functionality may vary depending on the player app being used.

Pairing the Adapter

For best results, place the earphones within 3 ft of your phone or tablet during pairing.

Press and hold the  key on the earphone controller for about three seconds, and then release it when the red and blue lights blink alternately. The earphones are now in pairing mode.

Enable the Bluetooth function of your phone or tablet, search the Bluetooth devices and select "**Wireless 9018**" for pairing and connection.

Federal Communications Commission (FCC) Statement

This device complies with part 15 of the FCC Rules. Operation is subject to the following two conditions: (1) This device may not cause harmful interference, and (2) this device must accept any interference received, including interference that may cause undesired operation.

Note: This equipment has been tested and found to comply with the limits for a Class B digital device, pursuant to part 15 of the FCC Rules. These limits are designed to provide reasonable protection against harmful interference in a residential installation. This equipment generates, uses and can radiate radio frequency energy and, if not installed and used in accordance with the instructions, may cause harmful interference to radio communications. However, there is no guarantee that interference will not occur in a particular installation. If this equipment does cause harmful interference to radio or television reception, which can be determined by turning the equipment off and on, the user is encouraged to try to correct the interference by one or more of the following measures:

- Reorient or relocate the receiving antenna.
- Increase the separation between the equipment and receiver.
- Connect the equipment into an outlet on a circuit different from that to which the receiver is connected.
- Consult the dealer or an experienced radio/TV technician for help.

Warning: Changes or modifications made to this device not expressly approved by E-FILLIATE INCORPORATED may void the FCC authorization to operate this device.

Note: The manufacturer is not responsible for any radio or TV interference caused by unauthorized modifications to this equipment. Such modifications could void the user's authority to operate the equipment.

RF exposure statement:

The transmitter must not be colocated or operated in conjunction with any other antenna or transmitter. This equipment complies with the FCC RF radiation exposure limits set forth for an uncontrolled environment. This equipment should be installed and operated with a Minimum distance of 5mm between the radiator and any part of your body.