



## INDOOR + OUTDOOR CAM

Secure your home inside and out using a host of security features including livestream video, motion-triggered recordings, security alerts, and more.



## DOWNLOAD THE KANGAROO SECURITY APP

Search "Kangaroo Security" in the iOS or Android app store.



## GET YOUR WIFI INFO READY

Have your 2.4GHz WiFi name and password handy. You will need this when you set up the camera.



**Correct examples of 2.4GHz networks**

YourWifiName2G  
YourWifiName2GHz  
YourWifiName



**Incorrect Examples**

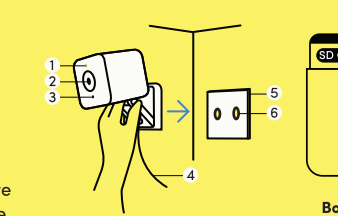
YourWifiName5G



## SET UP

1. Open the app and set up an account.
2. Once your account is created, the app will guide you through device set-up, step-by-step.

## GET TO KNOW YOUR CAM



1. Status Light
2. Lens
3. Microphone
4. Power Cable
5. Mounting Plate
6. Mounting Hole
7. Micro SD Card Slot
8. Reset Button

## TIPS & TROUBLESHOOTING

### QR Code Scan Troubleshooting

**Tip 1** Check that you are holding the phone 10-20in from the camera.  
**Tip 2** Turn your phone on its side.  
**Tip 3** Wipe your screen with a cloth.

### Reset and Pair Your Device

Press and hold "Reset" until you hear "System will reset" (approx. 15s). Then wait to hear, "Your device is ready to pair" (approx. 30s).

### MicroSD Card

**Insert** card, gold contact pins face up. Slide until it clicks.  
**Eject** card by pressing in until you hear a click, then release.



\*MicroSD card not included nor required for using the Indoor + Outdoor Cam.



## SUPPORT



Phone:  
800-371-0097



Email:  
support@heykangaroo.com



FAQ:

heykangaroo.com/support



Chat:



heykangaroo.com/support







## LIGHT INDICATIONS

### DURING SET-UP


-  Solid green light:  
The device is powered on and initializing.
-  Flashing green light:  
The device is ready to pair.

### DURING USE

-  Solid green light:  
Camera is ready and working properly.
-  Flashing green light:  
Camera is offline or firmware is upgrading.



## LIVE STREAM



- Alarm** Sounds an alarm from your camera to scare off intruders. Customize your sound in settings.
- Talk** Initiates a 2-way audio conversation.
- Record** Begins recording the livestream view.
- Capture** Takes a screenshot of the livestream view.



## MOTION & SOUND DETECTION

Turn the following on/off in camera settings.

- Motion Detection** Receive an alert with a link to a video when motion is detected.
- Person Detection (Paid Feature)** Only receive an alert when a person is detected.
- Sound Detection** Receive an alert when the camera detects a loud disruptive sound.

- Specs** Size: 2.03" x 2.05" x 2.19" (51.1mm x 52mm x 55.5mm)  
Weight: 105g Power Cable Length: 6.56FT (2m)  
Mounting Method: Magnetic or Wall Screw  
Ports: 1 micro-B USB cable + 1 microSD card slot  
Power Adapter Input: 100-240VAC 50-60Hz  
Power Adapter Output: 5V/1000mA  
Operating temperature: 14°F to 104°F (-10°C to 40°C)  
Operating humidity: <90% at 104°F (40°C)  
Resolution: 1920 x 1080 (1080p) Video: H.264 encoding, 25fps  
Field of View: 130°  
Night Vision: 1 infrared LEDs (850nm) with IR cut filter, illuminates up to 32.81ft(10m)  
Built-in microphone + speaker
- Troubleshooting** Reset: Press and hold the "Reset" button for 10s to 15s.
- In the Box:** Indoor + Outdoor Camera, User Manual, USB cable with gasket, power adapter, wall mounting plate, double-side adhesive, mounting screws.

- System Requirements:** WiFi 802.11 b/g/n, 2.4GHz (WEP, WPA, or WPA2 encryption) compatible router. Mobile device with iOS 10.0 and above | Android 7.0 and above. Active internet and cellular connections are required. Alarm monitoring service requires a Kangaroo Security subscription.
- FCC Statement:** This device complies with Part 15 of the FCC Rules. Operation is subject to the following two conditions:(1) This device may not cause harmful interference, and (2) This device must accept any interference received, including interference that may cause undesired operation.
- Warning:** Changes or modifications not expressly approved by the party responsible for compliance could void the user's authority to operate the equipment.
- FCC Radiation Exposure Statement:** This equipment complies with FCC radiation exposure limits set forth for an uncontrolled environment. This equipment should be installed and operated with minimum distance 20cm between the radiator and your body.
- 1-year worry-free warranty:** Learn more [heykangaroo.com/warranty](https://www.heykangaroo.com/warranty)

- NOTE:** This equipment has been tested and found to comply with the limits for a Class B digital device, pursuant to Part 15 of the FCC Rules. These limits are designed to provide reasonable protection against harmful interference in a residential installation. This equipment generates uses and can radiate radio frequency energy and, if not used in accordance with the instructions, may cause harmful interference to radio or television receptions, which can be determined by turning the equipment off and on, the user is encouraged to try to correct the interference by one or more of the following measures:
  - Reorient or relocate the receiving antenna.
  - Increase the separation between the equipment and receiver.
  - Connect the equipment into an outlet on a circuit different from that to which the receiver is connected.
  - Consult the dealer or an experienced radio/TV technician for help.

# Indoor + Outdoor Cam Manual

