	Report No: R3572 Issue No: 1	FCC ID: XX6STP8X	
	Test No: T5599	Test Report	Page: 1 of 14



dB Technology

|----- (Cambridge Ltd.) -----|

EMC
Testing

EMC
Consultancy

EMC
Training

23, Headington Drive,
Cambridge.
CB1 9HE
Tel : 01954 251974 (test site)
or : 01223 241140 (accounts)
Fax : 01954 251907
web : www.dbtechnology.co.uk
email: mail@dbtechnology.co.uk

REPORT ON ELECTROMAGNETIC COMPATIBILITY TESTS

Performed at:
TWENTY PENCE TEST SITE

**Twenty Pence Road,
Cottenham,
Cambridge
U.K.
CB24 8PS**

on

Sepura PLC

STP8X FCC Part 22

dated


27th January 2017

Document History

Issue	Date	Affected page(s)	Description of modifications	Revised by	Approved by
1	06/02/17		Initial release		

Based on report template:
v090319

*This report shall not be reproduced except in full, without the written approval of:
dB Technology (Cambridge) Ltd.*

	Report No: R3572	FCC ID: XX6STP8X	
	Issue No: 1		
Test No: T5599	Test Report		Page: 2 of 14

Equipment Under Test (EUT): STP8X FCC Part 22

Test Commissioned by: Sepura PLC
Radio House
St. Andrews Road
Cambridge
Cambridgeshire
CB4 1GR

Representative: Steve Wood

Test Started: 22nd December 2016

Test Completed: 22nd December 2016

Test Engineer: Stephen Browning


Date of Report: 27th January 2017

Written by: Stephen Browning Checked by: Dave Smith

Signature:  Signature: 

Date: 31st January 2017 Date: 6th February 2017

dB Technology can only report on the specific unit(s) tested at its site. The responsibility for extrapolating this data to a product line lies solely with the manufacturer.

	Report No: R3572 Issue No: 1	FCC ID: XX6STP8X	
	Test No: T5599		Test Report

Test Standards Applied

CFR 47	<i>Code of Federal Regulations: Part 2 and Part 22</i>
---------------	--


Emissions Test Results Summary

CFR 47					PASS
Test	Port	Method	Limit	PASS/FAIL	Notes
Occupied Bandwidth	Antenna	Part 2.1049	20kHz	PASS	

specs_fccv100412


Note: this report only covers the occupied bandwidth test.

This Report shows that the EUT met the 20kHz occupied bandwidth measurement.

	Report No: R3572 Issue No: 1	FCC ID: XX6STP8X	
	Test No: T5599	Test Report	Page: 4 of 14

Contents

1 EUT Details	5
1.1 General	5
1.2 Modifications to EUT and Peripherals	6
1.3 EUT Operating Modes	6
<i>Figure 1 General Arrangement of EUT and Peripherals</i>	7
<i>Photograph 1 Arrangement of EUT and Peripherals</i>	8
2 Test Equipment	9
3 Test Methods	10
3.1 Antenna Conducted Occupied Bandwidth	10
4 Test Results	10
4.1 Antenna Conducted Occupied Bandwidth	11
<i>PLOT 1 Occupied Bandwidth 450 MHz</i>	12
<i>PLOT 2 Occupied Bandwidth 460 MHz</i>	13
<i>PLOT 3 Occupied Bandwidth 470 MHz</i>	14

	Report No: R3572 Issue No: 1	FCC ID: XX6STP8X	
	Test No: T5599	Test Report	Page: 5 of 14

1 EUT Details

1.1 General

The EUT was a TETRA Voice + Data Hand Portable .

The device can transmit and receive over the following frequency band:

450MHz to 470MHz.

The nominal output power is 30dBm (1W).

The device can transmit in Trunked Mode Operation (TMO mode) or Direct Mode Operation (DMO mode)

The device has already been certified to FCC part 90 using the specific parts designed to accomodate Tetra devices. This allows a 22kHz occupied bandwidth.

The manufacturer is now seeking certification for other parts (e.g. Part 22) which specify 25kHz channel spacing but a bandwidth of 20kHz.

This unit tested under this report differs from the Part 90 approved product in that the software has been changed to support a new filter structure thus ensuring the product can meet the FCC requirements for 20kHz bandwidth. In all other aspects, the product remains unchanged.

This report is limited to measurements of occupied bandwidth with this new filter structure.


Measurements were made at the top, near middle and bottom of the appropriate frequency range:

Bottom: 450 MHz
Middle: 460 MHz
Top: 470 MHz

This Report shows that the EUT met the 20kHz occupied bandwidth measurement.

Details of the EUT and associated peripherals used during the tests are listed below.

Item	Manufacturer	Model	Description	Serial No:	Notes
1	Sepura PLC	STP8X040	TETRA Hand Portable	1PR501636G9C6ZB	
2	Sepura PLC	300-00879	STP8X USB Programming Lead	A60142	
3	Dell	Latitude E6400	Laptop PC		

	Report No: R3572 Issue No: 1	FCC ID: XX6STP8X	
	Test No: T5599	Test Report	Page: 6 of 14

1.2 Modifications to EUT and Peripherals

Details of any modifications that were required to achieve compliance are listed below. The modification numbers are referred to in the results sections as appropriate.

Mod No:	Details	Implemented for
0	As received from the manufacturer on 22nd December 2016	

1.3 EUT Operating Modes

The EUT was tested in the following operating mode or modes. Generally, operating modes are chosen that will exercise the functions of the EUT as fully as possible and in a manner likely to produce maximum emission levels or susceptibility. Individual test result sheets reference the operating mode of the EUT.

Operating Mode	Details
1	Transmitting on full power on the selected channel.


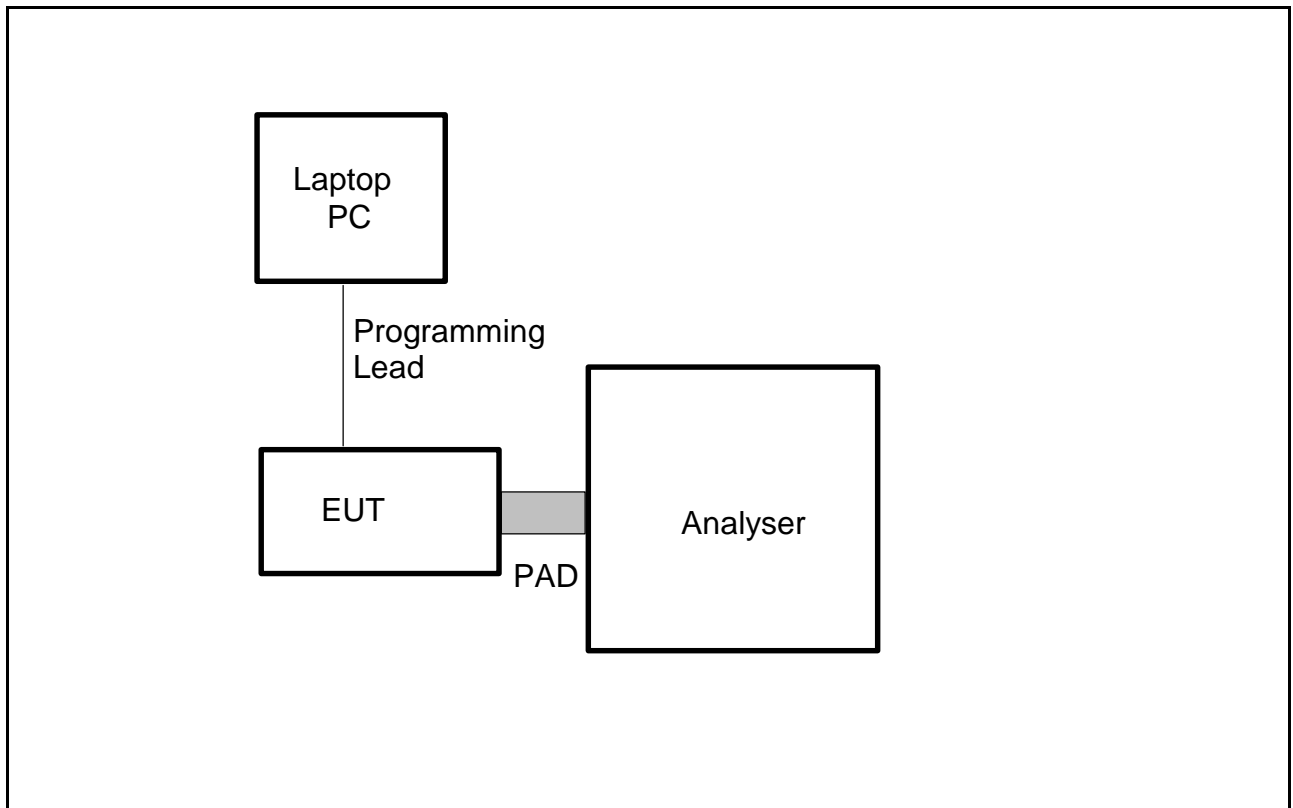


	Report No: R3572	FCC ID: XX6STP8X	
	Issue No: 1		
	Test No: T5599	Test Report	Page: 7 of 14


Figure 1 General Arrangement of EUT and Peripherals



	Report No: R3572	FCC ID: XX6STP8X	
	Issue No: 1		
	Test No: T5599	Test Report	Page: 8 of 14

Photograph 1 Arrangement of EUT and Peripherals




	Report No: R3572 Issue No: 1	FCC ID: XX6STP8X	
	Test No: T5599		
Test Report			Page: 9 of 14

2 Test Equipment

The test equipment used during the tests was one or more of the items listed below. Individual test result sheets indicate which items were used.

Ref No:	Details	Serial Number
R8	Agilent E7405A Spectrum Analyser	MY44212494

	Report No: R3572 Issue No: 1	FCC ID: XX6STP8X	
	Test No: T5599	Test Report	Page: 10 of 14


3 Test Methods

3.1 Antenna Conducted Occupied Bandwidth

Measurements are made with the antenna output connected to a spectrum analyser via a suitable PAD. Sweeps are made with a 300Hz Resolution Bandwidth and a 1kHz Video Bandwidth. A peak detector is used. Markers are used to determine the 99% power bandwidth.

4 Test Results

The following sections contain tabulated test results. Plots of various scans are included at the back of this section.


	Report No: R3572 Issue No: 1	FCC ID: XX6STP8X	
	Test No: T5599		
Test Report			Page: 11 of 14

4.1 Antenna Conducted Occupied Bandwidth

Factor Set 1: - - - -
Factor Set 2: - - - -
Factor Set 3: - - - -
Test Equipment: R8

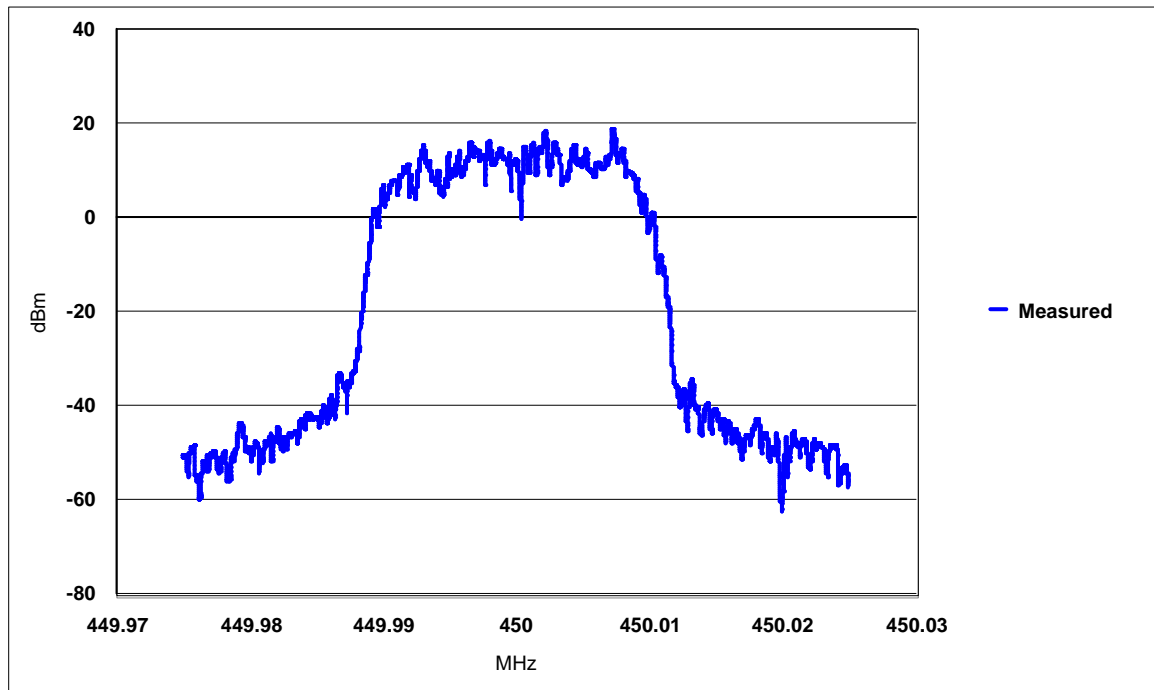
Conducted Emissions (Signal)


<i>Company:</i> Sepura PLC		<i>Product:</i> STP8X FCC Part 22							
<i>Date:</i> 22/01/2016		<i>Test Eng:</i> Stephen Browning							
<i>Ports:</i>									
<i>Test:</i> using limits of									
<i>Ports:</i>									
<i>Test:</i> using limits of									
Notes	Comments and Observations								
	<p>Measurements were made with continuous modulation applied. Spectrum Analyser results are shown in plots 1 to 3.</p> <p>Using the 'Bandwidth Power' function of the spectrum analyser, the following measurements were recorded.</p> <table> <tr> <td>450 MHz</td> <td>19.360 kHz</td> </tr> <tr> <td>460 MHz</td> <td>19.330 kHz</td> </tr> <tr> <td>470 MHz</td> <td>19.410 kHz</td> </tr> </table> <p>Limit : 20 kHz</p> <p>PASS</p>			450 MHz	19.360 kHz	460 MHz	19.330 kHz	470 MHz	19.410 kHz
450 MHz	19.360 kHz								
460 MHz	19.330 kHz								
470 MHz	19.410 kHz								

	Report No: R3572 Issue No: 1	FCC ID: XX6STP8X	
	Test No: T5599		
Test Report			Page: 12 of 14

PLOT 1 Occupied Bandwidth 450 MHz

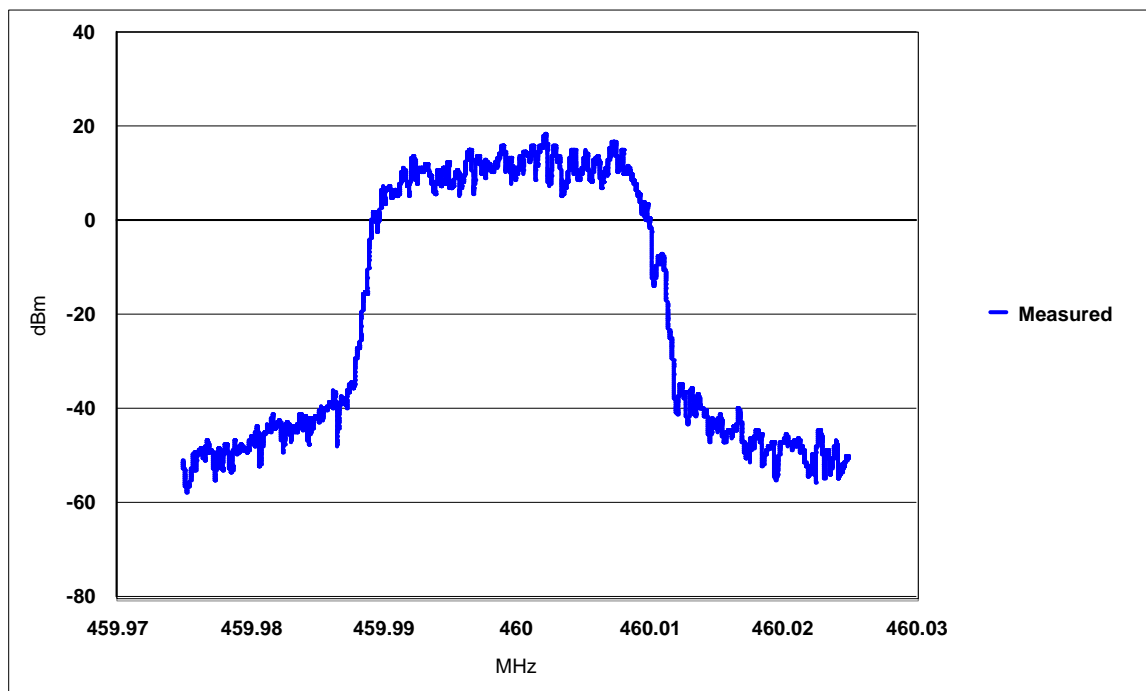
Company	Sepura		
Product	STP8X040		
Test Eng	Stephen Brow ning		
Date	22/12/2016		
Notes	Modified for 20kHz BW		
99% Occupied Bandw idth	19.36	kHz	
Centre Frequency	450	MHz	
Span	.05	MHz	




	Report No: R3572	FCC ID: XX6STP8X	
	Issue No: 1		
	Test No: T5599	Test Report	Page: 13 of 14

PLOT 2 Occupied Bandwidth 460 MHz

Company	Sepura
Product	STP8X040
Test Eng	Stephen Brow ning
Date	22/12/2016
Notes	Modified for 20kHz BW
99% Occupied Bandw idth	19.33 kHz
Centre Frequency	460 MHz
Span	.05 MHz



	Report No: R3572 Issue No: 1	FCC ID: XX6STP8X	
	Test No: T5599		Test Report

PLOT 3 Occupied Bandwidth 470 MHz

Company	Sepura		
Product	STP8X040		
Test Eng	Stephen Browning		
Date	22/12/2016		
Notes	Modified for 20kHz BW		
99% Occupied Bandwidth	19.41	kHz	
Centre Frequency	470	MHz	
Span	.05	MHz	

