

FCC SAR TEST REPORT

Report No: ES/2017/B0025
Applicant: Huawei Technologies Co., Ltd.
Manufacturer: Huawei Technologies Co., Ltd.
Product Name: Smart Phone
Model No.(EUT): FIG-LX1
Trade Mark: HUAWEI
FCC ID: QISFIG-LX1
Standards: FCC 47CFR §2.1093
Date of Receipt: 2017-11-10
Date of Test: 2017-11-11 to 2017-11-23
Date of Issue: 2017-12-01
Test conclusion: **PASS ***

* In the configuration tested, the EUT detailed in this report complied with the standards specified above.

This report details the results of the testing carried out on one sample, the results contained in this test report do not relate to other samples of the same product. The manufacturer should ensure that all products in series production are in conformity with the product sample detailed in this report.

This report may only be reproduced and distributed in full. If the product in this report is used in any configuration other than that detailed in the report, the manufacturer must ensure the new system complies with all relevant standards. Any mention of SGS Taiwan Electronic & Communication Laboratory or testing done by SGS Taiwan Electronic & Communication Laboratory in connection with distribution or use of the product described in this report must be approved by SGS Taiwan Electronic & Communication Laboratory in writing.

Signed on behalf of SGS

Sr. Engineer

Matt Kuo

Date: Dec. 01, 2017

Supervisor

John Yeh

Date: Dec. 01, 2017

Unless otherwise stated the results shown in this test report refer only to the sample(s) tested and such sample(s) are retained for 90 days only.
除非另有說明，此報告結果僅對測試之樣品負責，同時此樣品僅保留90天。本報告未經本公司書面許可，不可部份複製。

This document is issued by the Company subject to its General Conditions of Service printed overleaf, available on request or accessible at www.sgs.com/terms_and_conditions.htm and, for electronic format documents, subject to Terms and Conditions for Electronic Documents at www.sgs.com/terms_e-document.htm. Attention is drawn to the limitation of liability, indemnification and jurisdiction issues defined therein. Any holder of this document is advised that information contained hereon reflects the Company's findings at the time of its intervention only and within the limits of Client's instructions, if any. The Company's sole responsibility is to its Client and this document does not exonerate parties to a transaction from exercising all their rights and obligations under the transaction documents. This document cannot be reproduced except in full, without prior written approval of the Company. Any unauthorized alteration, forgery or falsification of the content or appearance of this document is unlawful and offenders may be prosecuted to the fullest extent of the law.

SGS Taiwan Ltd.

台灣檢驗科技股份有限公司

No.134,Wu Kung Road, New Taipei Industrial Park, Wuku District, New Taipei City, Taiwan 24803/新北市五股區新北產業園區五工路 134 號

t (886-2) 2299-3279

f (886-2) 2298-0488

www.tw.sgs.com

Member of SGS Group

REVISION HISTORY

Revision Record				
Version	Chapter	Date	Modifier	Remark
01		2017-12-01		Original

Unless otherwise stated the results shown in this test report refer only to the sample(s) tested and such sample(s) are retained for 90 days only.

除非另有說明，此報告結果僅對測試之樣品負責，同時此樣品僅保留90天。本報告未經本公司書面許可，不可部份複製。

This document is issued by the Company subject to its General Conditions of Service printed overleaf, available on request or accessible at www.sgs.com/terms_and_conditions.htm and, for electronic format documents, subject to Terms and Conditions for Electronic Documents at www.sgs.com/terms_e-document.htm. Attention is drawn to the limitation of liability, indemnification and jurisdiction issues defined therein. Any holder of this document is advised that information contained hereon reflects the Company's findings at the time of its intervention only and within the limits of Client's instructions, if any. The Company's sole responsibility is to its Client and this document does not exonerate parties to a transaction from exercising all their rights and obligations under the transaction documents. This document cannot be reproduced except in full, without prior written approval of the Company. Any unauthorized alteration, forgery or falsification of the content or appearance of this document is unlawful and offenders may be prosecuted to the fullest extent of the law.

SGS Taiwan Ltd.

台灣檢驗科技股份有限公司

No.134,Wu Kung Road, New Taipei Industrial Park, Wuku District, New Taipei City, Taiwan 24803/新北市五股區新北產業園區五工路 134 號

t (886-2) 2299-3279

f (886-2) 2298-0488

www.tw.sgs.com

Member of SGS Group

TEST SUMMARY

Frequency Band	Maximum Reported SAR(W/kg)			
	Head	Body-worn	Hotspot	Limbs
GSM850	0.48	0.44	0.24	N/A
GSM1900	0.55	0.22	0.34	N/A
WCDMA Band II	0.63	0.75	0.33	N/A
WCDMA Band V	0.60	0.45	0.49	N/A
LTE Band 7	0.51	0.44	0.67	N/A
WI-FI2.4GHz	0.93	<0.10	0.17	N/A
BT	<0.10	/	/	N/A
SAR Limited(W/kg)	1.6			4.0
Maximum Simultaneous Transmission SAR (W/kg)				
Scenario	Head	Body-worn	Hotspot	Limbs
Sum SAR	1.16	0.91	0.67	N/A
SPLSR	N/A	N/A	N/A	N/A
SPLSR Limited	0.04			0.1

Unless otherwise stated the results shown in this test report refer only to the sample(s) tested and such sample(s) are retained for 90 days only.

除非另有說明，此報告結果僅對測試之樣品負責，同時此樣品僅保留90天。本報告未經本公司書面許可，不可部份複製。

This document is issued by the Company subject to its General Conditions of Service printed overleaf, available on request or accessible at www.sgs.com/terms_and_conditions.htm and, for electronic format documents, subject to Terms and Conditions for Electronic Documents at www.sgs.com/terms_e-document.htm. Attention is drawn to the limitation of liability, indemnification and jurisdiction issues defined therein. Any holder of this document is advised that information contained hereon reflects the Company's findings at the time of its intervention only and within the limits of Client's instructions, if any. The Company's sole responsibility is to its Client and this document does not exonerate parties to a transaction from exercising all their rights and obligations under the transaction documents. This document cannot be reproduced except in full, without prior written approval of the Company. Any unauthorized alteration, forgery or falsification of the content or appearance of this document is unlawful and offenders may be prosecuted to the fullest extent of the law.

CONTENTS

1	GENERAL INFORMATION	7
1.1	DETAILS OF CLIENT	7
1.2	TEST LOCATION	7
1.3	GENERAL DESCRIPTION OF EUT	8
1.3.1	DUT Antenna Locations.....	10
1.3.2	Dynamic antenna switching specification	11
1.3.3	Dynamic antenna tuning Test Configurations.....	12
1.3.4	Power reduction specification	13
1.3.5	Downlink LTE CA additional specification	14
1.4	TEST SPECIFICATION	16
1.5	RF EXPOSURE LIMITS.....	17
2	LABORATORY ENVIRONMENT	18
3	SAR MEASUREMENTS SYSTEM CONFIGURATION	19
3.1	THE SAR MEASUREMENT SYSTEM.....	19
3.2	ISOTROPIC E-FIELD PROBE EX3DV4	20
3.3	DATA ACQUISITION ELECTRONICS (DAE).....	21
3.4	SAM TWIN PHANTOM	21
3.5	ELI PHANTOM	22
3.6	DEVICE HOLDER FOR TRANSMITTERS.....	23
3.7	MEASUREMENT PROCEDURE	24
3.7.1	Scanning procedure.....	24
3.7.2	Data Storage.....	26
3.7.3	Data Evaluation by SEMCAD	26
4	SAR MEASUREMENT VARIABILITY AND UNCERTAINTY	28
4.1	SAR MEASUREMENT VARIABILITY	28
4.2	SAR MEASUREMENT UNCERTAINTY	29
5	DESCRIPTION OF TEST POSITION	30
5.1	HEAD EXPOSURE CONDITION	30
5.1.1	SAM Phantom Shape	30
5.1.2	EUT constructions.....	32

Unless otherwise stated the results shown in this test report refer only to the sample(s) tested and such sample(s) are retained for 90 days only.

除非另有說明，此報告結果僅對測試之樣品負責，同時此樣品僅保留90天。本報告未經本公司書面許可，不可部份複製。

This document is issued by the Company subject to its General Conditions of Service printed overleaf, available on request or accessible at www.sgs.com/terms_and_conditions.htm and, for electronic format documents, subject to Terms and Conditions for Electronic Documents at www.sgs.com/terms_e-document.htm. Attention is drawn to the limitation of liability, indemnification and jurisdiction issues defined therein. Any holder of this document is advised that information contained hereon reflects the Company's findings at the time of its intervention only and within the limits of Client's instructions, if any. The Company's sole responsibility is to its Client and this document does not exonerate parties to a transaction from exercising all their rights and obligations under the transaction documents. This document cannot be reproduced except in full, without prior written approval of the Company. Any unauthorized alteration, forgery or falsification of the content or appearance of this document is unlawful and offenders may be prosecuted to the fullest extent of the law.

5.1.3	Definition of the "cheek" position	32
5.1.4	Definition of the "tilted" position	33
5.2	BODY EXPOSURE CONDITION	34
5.2.1	Body-worn accessory exposure conditions	34
5.2.2	Wireless Router exposure conditions	35
5.3	PROXIMITY SENSOR TRIGGERING TEST	36
6	SAR SYSTEM VERIFICATION PROCEDURE	43
6.1	TISSUE SIMULATE LIQUID	43
6.1.1	Recipes for Tissue Simulate Liquid	43
6.1.2	Measurement for Tissue Simulate Liquid	44
6.2	SAR SYSTEM CHECK	45
6.2.1	Justification for Extended SAR Dipole Calibrations	46
6.2.2	Summary System Check Result(s)	47
6.2.3	Detailed System Check Results	47
7	TEST CONFIGURATION	48
7.1	3G SAR TEST REDUCTION PROCEDURE	48
7.2	OPERATION CONFIGURATIONS	48
7.2.1	GSM Test Configuration	48
7.2.2	WCDMA Test Configuration	49
7.2.3	WiFi Test Configuration	55
7.2.4	LTE Test Configuration	59
8	TEST RESULT	60
8.1	MEASUREMENT OF RF CONDUCTED POWER	60
8.1.1	Conducted Power of Ant 1(Main Antenna)	60
8.1.2	Conducted Power of Ant 2(Second Antenna)	70
8.1.1	Conducted Power of Downlink LTE CA	86
8.1.2	Conducted Power of WIFI and BT	89
8.2	STAND-ALONE SAR TEST EVALUATION	91
8.3	MEASUREMENT OF SAR DATA	92
8.3.1	SAR Result Of GSM850	92
8.3.2	SAR Result Of GSM1900	94
8.3.3	SAR Result Of WCDMA Band II	96

Unless otherwise stated the results shown in this test report refer only to the sample(s) tested and such sample(s) are retained for 90 days only.

除非另有說明，此報告結果僅對測試之樣品負責，同時此樣品僅保留90天。本報告未經本公司書面許可，不可部份複製。

This document is issued by the Company subject to its General Conditions of Service printed overleaf, available on request or accessible at www.sgs.com/terms_and_conditions.htm and, for electronic format documents, subject to Terms and Conditions for Electronic Documents at www.sgs.com/terms_e-document.htm. Attention is drawn to the limitation of liability, indemnification and jurisdiction issues defined therein. Any holder of this document is advised that information contained hereon reflects the Company's findings at the time of its intervention only and within the limits of Client's instructions, if any. The Company's sole responsibility is to its Client and this document does not exonerate parties to a transaction from exercising all their rights and obligations under the transaction documents. This document cannot be reproduced except in full, without prior written approval of the Company. Any unauthorized alteration, forgery or falsification of the content or appearance of this document is unlawful and offenders may be prosecuted to the fullest extent of the law.

SGS Taiwan Ltd.

No.134,Wu Kung Road, New Taipei Industrial Park, Wuku District, New Taipei City, Taiwan 24803/新北市五股區新北產業園區五工路 134 號

台灣檢驗科技股份有限公司

t (886-2) 2299-3279

f (886-2) 2298-0488

www.tw.sgs.com

Member of SGS Group

8.3.4	SAR Result Of WCDMA Band V.....	98
8.3.5	SAR Result Of LTE Band 7.....	100
8.3.6	SAR Result Of WIFI2.4GHz.....	103
8.3.1	SAR Result Of Bluetooth	104
8.4	MULTIPLE TRANSMITTER EVALUATION	105
8.4.1	Simultaneous SAR SAR test evaluation	105
8.4.2	Estimated SAR.....	106
9	EQUIPMENT LIST	112
10	CALIBRATION CERTIFICATE	113
11	PHOTOGRAPHS	113
	APPENDIX A: DETAILED SYSTEM VALIDATION RESULTS.....	114
	APPENDIX B: DETAILED TEST RESULTS	114
	APPENDIX C: CALIBRATION CERTIFICATE.....	114
	APPENDIX D: PHOTOGRAPHS	114

Unless otherwise stated the results shown in this test report refer only to the sample(s) tested and such sample(s) are retained for 90 days only.

除非另有說明，此報告結果僅對測試之樣品負責，同時此樣品僅保留90天。本報告未經本公司書面許可，不可部份複製。

This document is issued by the Company subject to its General Conditions of Service printed overleaf, available on request or accessible at www.sgs.com/terms_and_conditions.htm and, for electronic format documents, subject to Terms and Conditions for Electronic Documents at www.sgs.com/terms_e-document.htm. Attention is drawn to the limitation of liability, indemnification and jurisdiction issues defined therein. Any holder of this document is advised that information contained hereon reflects the Company's findings at the time of its intervention only and within the limits of Client's instructions, if any. The Company's sole responsibility is to its Client and this document does not exonerate parties to a transaction from exercising all their rights and obligations under the transaction documents. This document cannot be reproduced except in full, without prior written approval of the Company. Any unauthorized alteration, forgery or falsification of the content or appearance of this document is unlawful and offenders may be prosecuted to the fullest extent of the law.

1 General Information

1.1 Details of Client

Applicant:	Huawei Technologies Co., Ltd.
Address:	Huawei Base, Bantian, Longgang District, Shenzhen 518129, P.R. China
Manufacturer:	Huawei Technologies Co., Ltd.
Address:	Huawei Base, Bantian, Longgang District, Shenzhen 518129, P.R. China

1.2 Test Location

SGS Taiwan Ltd. Electronics & Communication Laboratory	
No.134, Wu Kung Road, New Taipei Industrial Park	
Wuku District, New Taipei City, Taiwan	
Tel	+886-2-2299-3279
Fax	+886-2-2298-0488
Internet	http://www.tw.sgs.com/

Unless otherwise stated the results shown in this test report refer only to the sample(s) tested and such sample(s) are retained for 90 days only.

除非另有說明，此報告結果僅對測試之樣品負責，同時此樣品僅保留90天。本報告未經本公司書面許可，不可部份複製。

This document is issued by the Company subject to its General Conditions of Service printed overleaf, available on request or accessible at www.sgs.com/terms_and_conditions.htm and, for electronic format documents, subject to Terms and Conditions for Electronic Documents at www.sgs.com/terms_e-document.htm. Attention is drawn to the limitation of liability, indemnification and jurisdiction issues defined therein. Any holder of this document is advised that information contained hereon reflects the Company's findings at the time of its intervention only and within the limits of Client's instructions, if any. The Company's sole responsibility is to its Client and this document does not exonerate parties to a transaction from exercising all their rights and obligations under the transaction documents. This document cannot be reproduced except in full, without prior written approval of the Company. Any unauthorized alteration, forgery or falsification of the content or appearance of this document is unlawful and offenders may be prosecuted to the fullest extent of the law.

SGS Taiwan Ltd.

No.134,Wu Kung Road, New Taipei Industrial Park, Wuku District, New Taipei City, Taiwan 24803/新北市五股區新北產業園區五工路 134 號

台灣檢驗科技股份有限公司

t (886-2) 2299-3279

f (886-2) 2298-0488

www.tw.sgs.com

Member of SGS Group

1.3 General Description of EUT

Device Type :	portable device		
Exposure Category:	uncontrolled environment / general population		
Product Name:	Smart Phone		
Model No.(EUT):	FIG-LX1		
FCC ID:	QISFIG-LX1		
Trade Mark:	HUAWEI		
Product Phase:	production unit		
SN:	XED0117A20000001 / XED0117A20000110 XED0117A20000164 / XED0117A20000378		
Hardware Version:	HL3FIGOM		
Software Version:	FIG-LX1 8.0.0.100(C900)		
Antenna Type:	Inner Antenna		
Device Operating Configurations :			
Modulation Mode:	GSM:GMSK, 8PSK;WCDMA: QPSK;LTE:QPSK,16QAM WIFI: DSSS,OFDM;BT: GFSK, π/4DQPSK,8DPSK		
Device Class:	B		
GPRS Multi-slots Class:	12	EGPRS Multi-slots Class:	12
HSDPA UE Category:	14	HSUPA UE Category	6
DC-HSDPA UE Category:	24		
LTE Release	10		
Power Class	4,tested with power level 5(GSM850)		
	1,tested with power level 0(GSM1900)		
	3, tested with power control “all 1”(UMTS Band II/V)		
	3, tested with power control Max Power(LTE Band 7)		
Frequency Bands:	Band	Tx (MHz)	Rx (MHz)
	GSM850	824 - 849	869 - 894
	GSM1900	1850-1910	1930-1990
	WCDMA Band V	824 - 849	869 - 894
	WCDMA Band II	1850-1910	1930-1990
	LTE Band 7	2500-2570	2620-2690
	Bluetooth	2402-2480	2402-2480
	Wi-Fi 2.4G	2412-2462	2412-2462

Unless otherwise stated the results shown in this test report refer only to the sample(s) tested and such sample(s) are retained for 90 days only.

除非另有說明，此報告結果僅對測試之樣品負責，同時此樣品僅保留90天。本報告未經本公司書面許可，不可部份複製。

This document is issued by the Company subject to its General Conditions of Service printed overleaf, available on request or accessible at www.sgs.com/terms_and_conditions.htm and, for electronic format documents, subject to Terms and Conditions for Electronic Documents at www.sgs.com/terms_e-document.htm. Attention is drawn to the limitation of liability, indemnification and jurisdiction issues defined therein. Any holder of this document is advised that information contained hereon reflects the Company's findings at the time of its intervention only and within the limits of Client's instructions, if any. The Company's sole responsibility is to its Client and this document does not exonerate parties to a transaction from exercising all their rights and obligations under the transaction documents. This document cannot be reproduced except in full, without prior written approval of the Company. Any unauthorized alteration, forgery or falsification of the content or appearance of this document is unlawful and offenders may be prosecuted to the fullest extent of the law.

SGS Taiwan Ltd.

No.134,Wu Kung Road, New Taipei Industrial Park, Wuku District, New Taipei City, Taiwan 24803/新北市五股區新北產業園區五工路 134 號

台灣檢驗科技股份有限公司

t (886-2) 2299-3279

f (886-2) 2298-0488

www.tw.sgs.com

Member of SGS Group

Battery Information1#:	Model: HB366481ECW-11
	Rated capacity: 2900mAh
	Battery Type: Rechargeable Li-ion
	Manufacturer: Huizhou Desay Battery Co., Ltd.
Battery Information2#:	Model: HB366481ECW-11
	Rated capacity: 2900mAh
	Battery Type: Rechargeable Li-ion
	Manufacturer: SCUD(Fujian)Electronics Co.,Ltd
Battery Information3#:	Model: HB366481ECW-11
	Rated capacity: 2900mAh
	Battery Type: Rechargeable Li-ion
	Manufacturer: Sunwoda Electronic Co., Ltd.
Headset Information1#:	Model: MEMD1532B528A00
	Manufacturer: Jiangxi Lianchuang Hongsheng Electronic Co., LTD.
Headset Information2#:	Model: HA1-3W
	Manufacturer: GoerTek Inc.

Unless otherwise stated the results shown in this test report refer only to the sample(s) tested and such sample(s) are retained for 90 days only.

除非另有說明，此報告結果僅對測試之樣品負責，同時此樣品僅保留90天。本報告未經本公司書面許可，不可部份複製。

This document is issued by the Company subject to its General Conditions of Service printed overleaf, available on request or accessible at www.sgs.com/terms_and_conditions.htm and, for electronic format documents, subject to Terms and Conditions for Electronic Documents at www.sgs.com/terms_e-document.htm. Attention is drawn to the limitation of liability, indemnification and jurisdiction issues defined therein. Any holder of this document is advised that information contained hereon reflects the Company's findings at the time of its intervention only and within the limits of Client's instructions, if any. The Company's sole responsibility is to its Client and this document does not exonerate parties to a transaction from exercising all their rights and obligations under the transaction documents. This document cannot be reproduced except in full, without prior written approval of the Company. Any unauthorized alteration, forgery or falsification of the content or appearance of this document is unlawful and offenders may be prosecuted to the fullest extent of the law.

SGS Taiwan Ltd.

台灣檢驗科技股份有限公司

No.134,Wu Kung Road, New Taipei Industrial Park, Wuku District, New Taipei City, Taiwan 24803/新北市五股區新北產業園區五工路 134 號

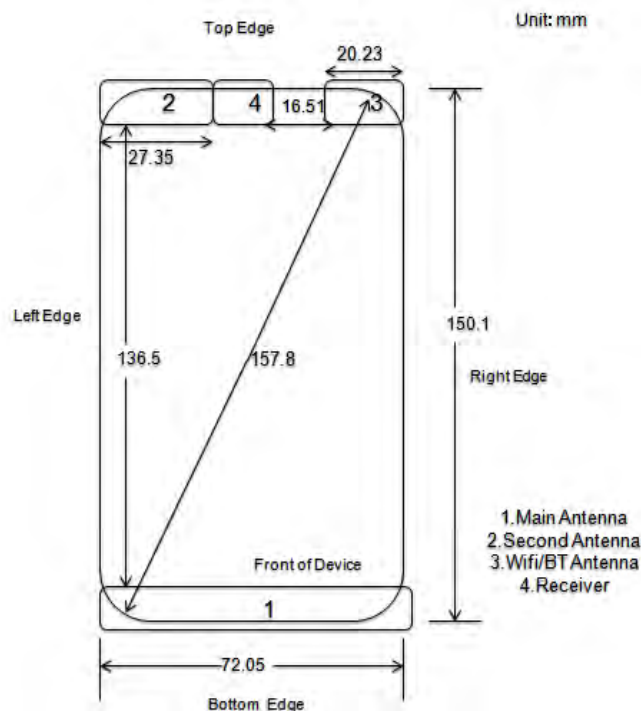
t (886-2) 2299-3279

f (886-2) 2298-0488

www.tw.sgs.com

Member of SGS Group

1.3.1 DUT Antenna Locations



The test device is a mobile phone. The display diagonal dimension is 145 mm and the overall diagonal dimension of this device is 157.8 mm.

According to the distance between GSM/WCDMA/LTE&WIFI antennas and the sides of the EUT we can draw the conclusion that:

EUT Sides for SAR Testing						
Mode	Front	Back	Left	Right	Top	Bottom
Ant 1(Main Antenna)	Yes	Yes	Yes	Yes	No	Yes
Ant 2(Second Antenna)	Yes	Yes	Yes	No	Yes	No
2.4G WIFI&BT	Yes	Yes	No	Yes	Yes	No

Table 1: EUT Sides for SAR Testing

Note:

- 1) When the antenna-to-edge distance is greater than 2.5cm, such position does not need to be tested.

Unless otherwise stated the results shown in this test report refer only to the sample(s) tested and such sample(s) are retained for 90 days only.

除非另有說明，此報告結果僅對測試之樣品負責，同時此樣品僅保留90天。本報告未經本公司書面許可，不可部份複製。

This document is issued by the Company subject to its General Conditions of Service printed overleaf, available on request or accessible at www.sgs.com/terms_and_conditions.htm and, for electronic format documents, subject to Terms and Conditions for Electronic Documents at www.sgs.com/terms_e-document.htm. Attention is drawn to the limitation of liability, indemnification and jurisdiction issues defined therein. Any holder of this document is advised that information contained hereon reflects the Company's findings at the time of its intervention only and within the limits of Client's instructions, if any. The Company's sole responsibility is to its Client and this document does not exonerate parties to a transaction from exercising all their rights and obligations under the transaction documents. This document cannot be reproduced except in full, without prior written approval of the Company. Any unauthorized alteration, forgery or falsification of the content or appearance of this document is unlawful and offenders may be prosecuted to the fullest extent of the law.

SGS Taiwan Ltd.

No.134,Wu Kung Road, New Taipei Industrial Park, Wuku District, New Taipei City, Taiwan 24803/新北市五股區新北產業園區五工路 134 號

台灣檢驗科技股份有限公司

t (886-2) 2299-3279

f (886-2) 2298-0488

www.tw.sgs.com

Member of SGS Group

1.3.2 Dynamic antenna switching specification

The device has two 2G/3G/4G Tx antennas (Main Antenna and Second Antenna). It can transmit from either Main Antenna or Second Antenna, but they cannot transmit simultaneously.

SAR test procedure for dynamic antenna switching is as below:

The Main Antenna and Second Antenna are set to the MAX transmit power level respectively and test the SAR respectively in all applicable RF exposure conditions. Some commands or test scripts are supplied to fix the operation state and choose the antenna so that only one TX antenna is chosen and tested at a time. All independent antennas will be completely covered by the appropriate SAR measurements and all simultaneous transmission possibilities will be fully considered to ensure SAR compliance.

Unless otherwise stated the results shown in this test report refer only to the sample(s) tested and such sample(s) are retained for 90 days only.

除非另有說明，此報告結果僅對測試之樣品負責，同時此樣品僅保留90天。本報告未經本公司書面許可，不可部份複製。

This document is issued by the Company subject to its General Conditions of Service printed overleaf, available on request or accessible at www.sgs.com/terms_and_conditions.htm and, for electronic format documents, subject to Terms and Conditions for Electronic Documents at www.sgs.com/terms_e-document.htm. Attention is drawn to the limitation of liability, indemnification and jurisdiction issues defined therein. Any holder of this document is advised that information contained hereon reflects the Company's findings at the time of its intervention only and within the limits of Client's instructions, if any. The Company's sole responsibility is to its Client and this document does not exonerate parties to a transaction from exercising all their rights and obligations under the transaction documents. This document cannot be reproduced except in full, without prior written approval of the Company. Any unauthorized alteration, forgery or falsification of the content or appearance of this document is unlawful and offenders may be prosecuted to the fullest extent of the law.

SGS Taiwan Ltd.

No.134, Wu Kung Road, New Taipei Industrial Park, Wuku District, New Taipei City, Taiwan 24803/新北市五股區新北產業園區五工路 134 號

台灣檢驗科技股份有限公司

t (886-2) 2299-3279

f (886-2) 2298-0488

www.tw.sgs.com

Member of SGS Group

1.3.3 Dynamic antenna tuning Test Configurations

The device also supports the dynamic antenna tuning function to optimize transmission efficiency for GSM850, WCDMA V, LTE Band 7, especially in any hand usage scenario.

The device has two GSM/UMTS/LTE Tx antennas: Main Antenna(Ant1) and Second Antenna(Ant2). The dynamic antenna tuning function is only applicable for the 2G/3G/4G main Tx antenna, which is located in the bottom part of the device. The 2G/3G/4G main antenna has two fixed states for some bands: the state 1 and state 2. RF path, test channel and conductive power. The software will choose better RSSI as the working state of the main TX antenna based on the RSSI comparison and switch algorithm.

For dynamic antenna tuning SAR test of each model device, all the tuning states will be considered for SAR compliance:

- a) Firstly, some AT commands are used to fix the tuning state at state1 or state 2, so that only one antenna tuning state is chosen at a time for SAR test. The antenna is set to the MAX transmit output power level.
- b) Secondly, in order to reduce the number of SAR tests required to demonstrate compliance for the numerous tuning states, we plan to perform one single point zoom scan SAR measurement between state1 and state 2 for each antenna tuning band and applicable RF exposure condition to identify the higher SAR tuning state that need the full set of normally required SAR measurements and allow SAR test reduction for the lower SAR conditions.
- c) Thirdly, full normally required SAR measurements are performed for the higher SAR tuning state. Moreover, the SAR worst case check will also be tested for the other tuning state in each antenna tuning band and applicable RF exposure condition to ensure the SAR compliance.

Note: For this device, the antenna tuning and operating parameters are implemented using a fixed table look-up mechanism that is fully contained within the approved transmitter; therefore, antenna tuning is static and remains unchanged for the same device operating configurations. Per KDB 388624 D02 v16r02 note, a PAG is not required.

Unless otherwise stated the results shown in this test report refer only to the sample(s) tested and such sample(s) are retained for 90 days only.

除非另有說明，此報告結果僅對測試之樣品負責，同時此樣品僅保留90天。本報告未經本公司書面許可，不可部份複製。

This document is issued by the Company subject to its General Conditions of Service printed overleaf, available on request or accessible at www.sgs.com/terms_and_conditions.htm and, for electronic format documents, subject to Terms and Conditions for Electronic Documents at www.sgs.com/terms_e-document.htm. Attention is drawn to the limitation of liability, indemnification and jurisdiction issues defined therein. Any holder of this document is advised that information contained hereon reflects the Company's findings at the time of its intervention only and within the limits of Client's instructions, if any. The Company's sole responsibility is to its Client and this document does not exonerate parties to a transaction from exercising all their rights and obligations under the transaction documents. This document cannot be reproduced except in full, without prior written approval of the Company. Any unauthorized alteration, forgery or falsification of the content or appearance of this document is unlawful and offenders may be prosecuted to the fullest extent of the law.

SGS Taiwan Ltd.

台灣檢驗科技股份有限公司

No.134,Wu Kung Road, New Taipei Industrial Park, Wuku District, New Taipei City, Taiwan 24803/新北市五股區新北產業園區五工路 134 號

t (886-2) 2299-3279

f (886-2) 2298-0488

www.tw.sgs.com

Member of SGS Group

1.3.4 Power reduction specification

This device uses a single fixed level of power reduction through static table look-up for SAR compliance and it is triggered by a single event or operation:

- 1) A fixed level power reduction is applied for some frequency bands when hotspot mode becomes active. When the hotspot is disabled, the power value will be recovered.
- 2) A fixed level power reduction is applied for some frequency bands when simultaneously transmitting with the other antennas in certain simultaneous transmission conditions. The standalone SAR compliance still uses the standalone SAR results tested at the maximum output power level without any power reduction.
- 3) A fixed level power reduction is applied for some frequency bands when handset operate "held to the ear" condition, the power reduction triggered by Accelerometer & Gyroscope and audio receiver detection. The audio receiver detection is used to determine head or body scenario. The Accelerometer & Gyroscope sensor is used to determine proximity to Left head or Right head scenario.

The following tables summarize the key power reduction information. The detailed full power which is the Max. power the state can use and reduced tune-up specifications and conducted power measurement results are provided in Section 8 of this report.

Band	Power Reduction Level Amount (dB)					
	Ant 1(Main Antenna)			Ant 2(Second Antenna)		
	Sensor on	Hotspot on	Sensor on +hotspot on	Receiver on	Receiver on +WiFi station	Receiver off +hotspot on
GSM 850	0	3	3	7	8	8
GSM 1900	4	3	7	5	7	7
UMTS Band II	6	5	11	8	9	9
UMTS Band V	0	0	0	5	7	7
LTE Band 7	6	0	6	10	11	11

Unless otherwise stated the results shown in this test report refer only to the sample(s) tested and such sample(s) are retained for 90 days only.

除非另有說明，此報告結果僅對測試之樣品負責，同時此樣品僅保留90天。本報告未經本公司書面許可，不可部份複製。

This document is issued by the Company subject to its General Conditions of Service printed overleaf, available on request or accessible at www.sgs.com/terms_and_conditions.htm and, for electronic format documents, subject to Terms and Conditions for Electronic Documents at www.sgs.com/terms_e-document.htm. Attention is drawn to the limitation of liability, indemnification and jurisdiction issues defined therein. Any holder of this document is advised that information contained hereon reflects the Company's findings at the time of its intervention only and within the limits of Client's instructions, if any. The Company's sole responsibility is to its Client and this document does not exonerate parties to a transaction from exercising all their rights and obligations under the transaction documents. This document cannot be reproduced except in full, without prior written approval of the Company. Any unauthorized alteration, forgery or falsification of the content or appearance of this document is unlawful and offenders may be prosecuted to the fullest extent of the law.

SGS Taiwan Ltd.

No.134,Wu Kung Road, New Taipei Industrial Park, Wuku District, New Taipei City, Taiwan 24803/新北市五股區新北產業園區五工路 134 號

台灣檢驗科技股份有限公司

t (886-2) 2299-3279

f (886-2) 2298-0488

www.tw.sgs.com

Member of SGS Group

1.3.5 Downlink LTE CA additional specification

The device supports downlink LTE Carrier Aggregation (CA) only. Other Release 10 or higher features are not supported, including Uplink Carrier Aggregation, Enhanced SC-FDMA and Uplink MIMO or other antenna diversity configurations etc. All uplink communications are identical to the Release 8 Specifications.

The possible downlink LTE CA combinations supported by this device are as below tables per 3GPP TS 36.101. The conducted power measurement results of downlink LTE CA are provided in Section 7 of this report per 3GPP TS 36.521-1. According to KDB 941225 D05A, the downlink LTE CA SAR test is not required and PAG requirements can be excluded.

Unless otherwise stated the results shown in this test report refer only to the sample(s) tested and such sample(s) are retained for 90 days only.

除非另有說明，此報告結果僅對測試之樣品負責，同時此樣品僅保留90天。本報告未經本公司書面許可，不可部份複製。

This document is issued by the Company subject to its General Conditions of Service printed overleaf, available on request or accessible at www.sgs.com/terms_and_conditions.htm and, for electronic format documents, subject to Terms and Conditions for Electronic Documents at www.sgs.com/terms_e-document.htm. Attention is drawn to the limitation of liability, indemnification and jurisdiction issues defined therein. Any holder of this document is advised that information contained hereon reflects the Company's findings at the time of its intervention only and within the limits of Client's instructions, if any. The Company's sole responsibility is to its Client and this document does not exonerate parties to a transaction from exercising all their rights and obligations under the transaction documents. This document cannot be reproduced except in full, without prior written approval of the Company. Any unauthorized alteration, forgery or falsification of the content or appearance of this document is unlawful and offenders may be prosecuted to the fullest extent of the law.

SGS Taiwan Ltd.

No.134, Wu Kung Road, New Taipei Industrial Park, Wuku District, New Taipei City, Taiwan 24803/新北市五股區新北產業園區五工路 134 號

台灣檢驗科技股份有限公司

t (886-2) 2299-3279

f (886-2) 2298-0488

www.tw.sgs.com

Member of SGS Group

contiguous intra-band CA

E-UTRA CA configuration / Bandwidth combination set						
E-UTRA CA configuration	Uplink CA configurations (NOTE 3)	Component carriers in order of increasing carrier frequency			Maximum aggregated bandwidth [MHz]	Bandwidth combination set
		Channel bandwidths for carrier [MHz]	Channel bandwidths for carrier [MHz]	Channel bandwidths for carrier [MHz]		
CA_7C	CA_7C	15	15		20	0
		20	20			
		10	20		20	1
		15	15, 20			
		20	10, 15, 20			
NOTE 1: The CA configuration refers to an operating band and a CA bandwidth class specified in Table 5.6A-1 (the indexing letter). Absence of a CA bandwidth class for an operating band implies support of all classes.						
NOTE 2: For the supported CC bandwidth combinations, the CC downlink and uplink bandwidths are equal.						
NOTE 3: Uplink CA configurations are the configurations supported by the present release of specifications.						

Test Configuration Table (intra-band contiguous DL CA)

Initial Conditions								
Test Environment as specified in TS 36.508[7] subclause 4.1					NC, TL/VL, TL/VH, TH/VL, TH/VH			
Test Frequencies as specified in TS 36.508 [7] subclause 4.3.1 for different CA bandwidth classes, and PCC and SCCs are mapped onto physical frequencies according to Table 6.1-2.					C: Mid range			
Test CC Combination setting (N_{RB_agg}) as specified in subclause 5.4.2A.1 for the CA Configuration across bandwidth combination sets supported by the UE.					Lowest N_{RB_agg} Highest N_{RB_agg} (Note 2)			
Test Parameters for CA Configurations								
CA Configuration / N_{RB_agg}		DL Allocation	CC MOD	UL Allocation				
PCC N_{RB}	SCCs N_{RB}	PCC & SCC RB allocation		N_{RB_alloc}	PCC & SCC RB allocations (L_{CRB} @ RB_{start})			
75	75	N/A for this test	QPSK	16	P_16@0	S_0@0	-	-
100	25		QPSK	8	P_8@0	S_0@0	-	-
100	50		QPSK	12	P_12@0	S_0@0	-	-
100	100		QPSK	18	P_18@0	S_0@0	-	-
Note 1: CA Configuration Test CC Combination settings are checked separately for each CA Configuration, which applicable aggregated channel bandwidths are specified in Table 5.4.2A.1-1								
Note 2: If in the CA Configuration UE supports multiple CC Combinations with the same N_{RB_agg} , only the first of those is tested, according to the order on the Test Configuration Table list.								

Unless otherwise stated the results shown in this test report refer only to the sample(s) tested and such sample(s) are retained for 90 days only.

除非另有說明，此報告結果僅對測試之樣品負責，同時此樣品僅保留90天。本報告未經本公司書面許可，不可部份複製。

This document is issued by the Company subject to its General Conditions of Service printed overleaf, available on request or accessible at www.sgs.com/terms_and_conditions.htm and, for electronic format documents, subject to Terms and Conditions for Electronic Documents at www.sgs.com/terms_e-document.htm. Attention is drawn to the limitation of liability, indemnification and jurisdiction issues defined therein. Any holder of this document is advised that information contained hereon reflects the Company's findings at the time of its intervention only and within the limits of Client's instructions, if any. The Company's sole responsibility is to its Client and this document does not exonerate parties to a transaction from exercising all their rights and obligations under the transaction documents. This document cannot be reproduced except in full, without prior written approval of the Company. Any unauthorized alteration, forgery or falsification of the content or appearance of this document is unlawful and offenders may be prosecuted to the fullest extent of the law.

SGS Taiwan Ltd.

No.134,Wu Kung Road, New Taipei Industrial Park, Wuku District, New Taipei City, Taiwan 24803/新北市五股區新北產業園區五工路 134 號

台灣檢驗科技股份有限公司

t (886-2) 2299-3279

f (886-2) 2298-0488

www.tw.sgs.com

Member of SGS Group

1.4 Test Specification

Identity	Document Title
FCC 47CFR §2.1093	Radiofrequency Radiation Exposure Evaluation: Portable Devices
IEEE Std C95.1 – 1991	IEEE Standard for Safety Levels with Respect to Human Exposure to Radio Frequency Electromagnetic Fields, 3 kHz – 300 GHz.
IEEE 1528-2013	Recommended Practice for Determining the Peak Spatial-Average Specific Absorption Rate (SAR) in the Human Head from Wireless Communications Devices: Measurement Techniques
KDB 941225 D01 3G SAR Procedures v03r01	3G SAR Measurement Procedures
KDB 941225 D05 SAR for LTE Devices v02r05	SAR EVALUATION CONSIDERATIONS FOR LTE DEVICES
KDB 941225 D05A LTE Rel.10 KDB Inquiry Sheet v01r02	Rel. 10 LTE SAR Test Guidance and KDB Inquiries
KDB 248227 D01 802.11 Wi-Fi SAR v02r02	SAR GUIDANCE FOR IEEE 802.11 (Wi-Fi) TRANSMITTERS
KDB 941225 D06 Hotspot Mode SAR v02r01	SAR Evaluation Procedures for Portable Devices with Wireless Router Capabilities
KDB 648474 D04 Handset SAR v01r03	SAR Evaluation Considerations for Wireless Handsets
KDB447498 D01 General RF Exposure Guidance v06	Mobile and Portable Devices RF Exposure Procedures and Equipment Authorization Policies
KDB447498 D03 Supplement C Cross-Reference v01	OET Bulletin 65, Supplement C Cross-Reference
KDB 865664 D01 SAR Measurement 100 MHz to 6 GHz v01r04	SAR Measurement Requirements for 100 MHz to 6 GHz
KDB 865664 D02 RF Exposure Reporting v01r02	RF Exposure Compliance Reporting and Documentation Considerations

Unless otherwise stated the results shown in this test report refer only to the sample(s) tested and such sample(s) are retained for 90 days only.

除非另有說明，此報告結果僅對測試之樣品負責，同時此樣品僅保留90天。本報告未經本公司書面許可，不可部份複製。

This document is issued by the Company subject to its General Conditions of Service printed overleaf, available on request or accessible at www.sgs.com/terms_and_conditions.htm and, for electronic format documents, subject to Terms and Conditions for Electronic Documents at www.sgs.com/terms_e-document.htm. Attention is drawn to the limitation of liability, indemnification and jurisdiction issues defined therein. Any holder of this document is advised that information contained hereon reflects the Company's findings at the time of its intervention only and within the limits of Client's instructions, if any. The Company's sole responsibility is to its Client and this document does not exonerate parties to a transaction from exercising all their rights and obligations under the transaction documents. This document cannot be reproduced except in full, without prior written approval of the Company. Any unauthorized alteration, forgery or falsification of the content or appearance of this document is unlawful and offenders may be prosecuted to the fullest extent of the law.

SGS Taiwan Ltd.

No.134,Wu Kung Road, New Taipei Industrial Park, Wuku District, New Taipei City, Taiwan 24803/新北市五股區新北產業園區五工路 134 號

台灣檢驗科技股份有限公司

t (886-2) 2299-3279

f (886-2) 2298-0488

www.tw.sgs.com

Member of SGS Group

1.5 RF exposure limits

Human Exposure	Uncontrolled Environment General Population	Controlled Environment Occupational
Spatial Peak SAR* (Brain*Trunk)	1.60 mW/g	8.00 mW/g
Spatial Average SAR** (Whole Body)	0.08 mW/g	0.40 mW/g
Spatial Peak SAR*** (Hands/Feet/Ankle/Wrist)	4.00 mW/g	20.00 mW/g

Notes:

* The Spatial Peak value of the SAR averaged over any 1 gram of tissue (defined as a tissue volume in the shape of a cube) and over the appropriate averaging time

** The Spatial Average value of the SAR averaged over the whole body.

*** The Spatial Peak value of the SAR averaged over any 10 grams of tissue (defined as a tissue volume in the shape of a cube) and over the appropriate averaging time.

Uncontrolled Environments are defined as locations where there is the exposure of individuals who have no knowledge or control of their exposure.

Controlled Environments are defined as locations where there is exposure that may be incurred by persons who are aware of the potential for exposure, (i.e. as a result of employment or occupation.)

Unless otherwise stated the results shown in this test report refer only to the sample(s) tested and such sample(s) are retained for 90 days only.

除非另有說明，此報告結果僅對測試之樣品負責，同時此樣品僅保留90天。本報告未經本公司書面許可，不可部份複製。

This document is issued by the Company subject to its General Conditions of Service printed overleaf, available on request or accessible at www.sgs.com/terms_and_conditions.htm and, for electronic format documents, subject to Terms and Conditions for Electronic Documents at www.sgs.com/terms_e-document.htm. Attention is drawn to the limitation of liability, indemnification and jurisdiction issues defined therein. Any holder of this document is advised that information contained hereon reflects the Company's findings at the time of its intervention only and within the limits of Client's instructions, if any. The Company's sole responsibility is to its Client and this document does not exonerate parties to a transaction from exercising all their rights and obligations under the transaction documents. This document cannot be reproduced except in full, without prior written approval of the Company. Any unauthorized alteration, forgery or falsification of the content or appearance of this document is unlawful and offenders may be prosecuted to the fullest extent of the law.

SGS Taiwan Ltd.

No.134,Wu Kung Road, New Taipei Industrial Park, Wuku District, New Taipei City, Taiwan 24803/新北市五股區新北產業園區五工路 134 號

台灣檢驗科技股份有限公司

t (886-2) 2299-3279

f (886-2) 2298-0488

www.tw.sgs.com

Member of SGS Group

2 Laboratory Environment

Temperature	Min. = 18°C, Max. = 25 °C
Relative humidity	Min. = 30%, Max. = 70%
Ground system resistance	< 0.5 Ω
Ambient noise is checked and found very low and in compliance with requirement of standards. Reflection of surrounding objects is minimized and in compliance with requirement of standards.	

Table 2 : The Ambient Conditions

Unless otherwise stated the results shown in this test report refer only to the sample(s) tested and such sample(s) are retained for 90 days only.

除非另有說明，此報告結果僅對測試之樣品負責，同時此樣品僅保留90天。本報告未經本公司書面許可，不可部份複製。

This document is issued by the Company subject to its General Conditions of Service printed overleaf, available on request or accessible at www.sgs.com/terms_and_conditions.htm and, for electronic format documents, subject to Terms and Conditions for Electronic Documents at www.sgs.com/terms_e-document.htm. Attention is drawn to the limitation of liability, indemnification and jurisdiction issues defined therein. Any holder of this document is advised that information contained hereon reflects the Company's findings at the time of its intervention only and within the limits of Client's instructions, if any. The Company's sole responsibility is to its Client and this document does not exonerate parties to a transaction from exercising all their rights and obligations under the transaction documents. This document cannot be reproduced except in full, without prior written approval of the Company. Any unauthorized alteration, forgery or falsification of the content or appearance of this document is unlawful and offenders may be prosecuted to the fullest extent of the law.

SGS Taiwan Ltd.

台灣檢驗科技股份有限公司

No.134,Wu Kung Road, New Taipei Industrial Park, Wuku District, New Taipei City, Taiwan 24803/新北市五股區新北產業園區五工路 134 號

t (886-2) 2299-3279

f (886-2) 2298-0488

www.tw.sgs.com

Member of SGS Group

3 SAR Measurements System Configuration

3.1 The SAR Measurement System

This SAR Measurement System uses a Computer-controlled 3-D stepper motor system (SPEAG DASY5 professional system). A E-field probe is used to determine the internal electric fields. The SAR can be obtained from the equation $SAR = \sigma (|E|/2) / \rho$ where σ and ρ are the conductivity and mass density of the tissue-Simulate.

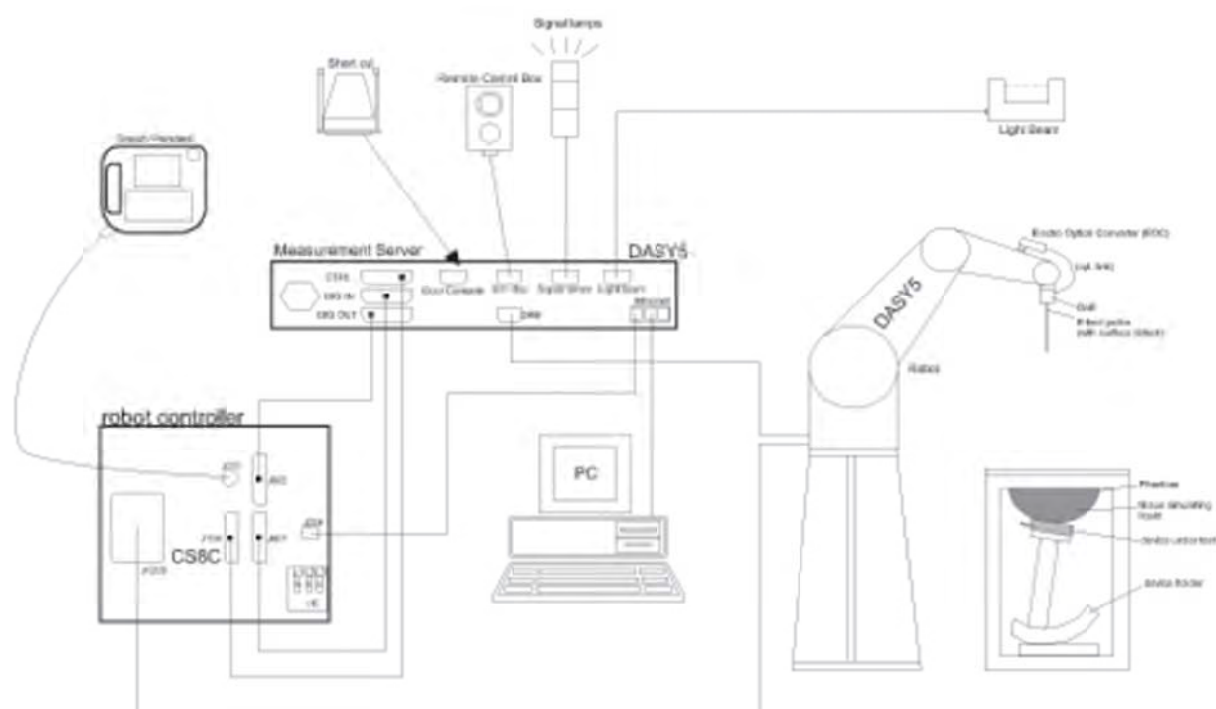
The DASY5 system for performing compliance tests consists of the following items:

A standard high precision 6-axis robot (Stabile RX family) with controller, teach pendant and software .An arm extension for accommodation the data acquisition electronics (DAE).

A dosimetric probe, i.e., an isotropic E-field probe optimized and calibrated for usage in tissue simulating liquid. The probe is equipped with an optical surface detector system.

A data acquisition electronics (DAE) which performs the signal amplification, signal multiplexing, AD-conversion, offset measurements, mechanical surface detection, collision detection, etc. The unit is battery powered with standard or rechargeable batteries. The signal is optically transmitted to the EOC.

The Electro-optical converter (EOC) performs the conversion between optical and electrical of the signals for the digital communication to DAE and for the analog signal from the optical surface detection. The EOC is connected to the measurement server.



F-1. SAR Measurement System Configuration


Unless otherwise stated the results shown in this test report refer only to the sample(s) tested and such sample(s) are retained for 90 days only.

除非另有說明，此報告結果僅對測試之樣品負責，同時此樣品僅保留90天。本報告未經本公司書面許可，不可部份複製

This document is issued by the Company subject to its General Conditions of Service printed overleaf, available on request or accessible at www.sgs.com/terms_and_conditions.htm and, for electronic format documents, subject to Terms and Conditions for Electronic Documents at www.sgs.com/terms_e-document.htm. Attention is drawn to the limitation of liability, indemnification and jurisdiction issues defined therein. Any holder of this document is advised that information contained hereon reflects the Company's findings at the time of its intervention only and within the limits of Client's instructions, if any. The Company's sole responsibility is to its Client and this document does not exonerate parties to a transaction from exercising all their rights and obligations under the transaction documents. This document cannot be reproduced except in full, without prior written approval of the Company. Any unauthorized alteration, forgery or falsification of the content or appearance of this document is unlawful and offenders may be prosecuted to the fullest extent of the law.

- The function of the measurement server is to perform the time critical tasks such as signal filtering, control of the robot operation and fast movement interrupts.
- A probe alignment unit which improves the (absolute) accuracy of the probe positioning.
- A computer operating Windows 7.
- DASY5 software.
- Remote control with teach pendant and additional circuitry for robot safety such as warning lamps, etc.
- The SAM twin phantom enabling testing left-hand, right-hand and Body Worn usage.
- The device holder for handheld mobile phones.
- Tissue simulating liquid mixed according to the given recipes.
- Validation dipole kits allowing to validating the proper functioning of the system.

3.2 Isotropic E-field Probe EX3DV4

	Symmetrical design with triangular core Built-in shielding against static charges PEEK enclosure material (resistant to organic solvents, e.g., DGBE)
Calibration	ISO/IEC 17025 calibration service available.
Frequency	10 MHz to > 6 GHz Linearity: ± 0.2 dB (30 MHz to 6 GHz)
Directivity	± 0.3 dB in TSL (rotation around probe axis) ± 0.5 dB in TSL (rotation normal to probe axis)
Dynamic Range	10 μ W/g to > 100 mW/g Linearity: ± 0.2 dB (noise: typically < 1 μ W/g)
Dimensions	Overall length: 337 mm (Tip: 20 mm) Tip diameter: 2.5 mm (Body: 12 mm) Typical distance from probe tip to dipole centers: 1 mm
Application	High precision dosimetric measurements in any exposure scenario (e.g., very strong gradient fields); the only probe that enables compliance testing for frequencies up to 6 GHz with precision of better 30%.
Compatibility	DASY3, DASY4, DASY52 SAR and higher, EASY4/MRI

Unless otherwise stated the results shown in this test report refer only to the sample(s) tested and such sample(s) are retained for 90 days only.

除非另有說明，此報告結果僅對測試之樣品負責，同時此樣品僅保留90天。本報告未經本公司書面許可，不可部份複製。

This document is issued by the Company subject to its General Conditions of Service printed overleaf, available on request or accessible at www.sgs.com/terms_and_conditions.htm and, for electronic format documents, subject to Terms and Conditions for Electronic Documents at www.sgs.com/terms_e-document.htm. Attention is drawn to the limitation of liability, indemnification and jurisdiction issues defined therein. Any holder of this document is advised that information contained hereon reflects the Company's findings at the time of its intervention only and within the limits of Client's instructions, if any. The Company's sole responsibility is to its Client and this document does not exonerate parties to a transaction from exercising all their rights and obligations under the transaction documents. This document cannot be reproduced except in full, without prior written approval of the Company. Any unauthorized alteration, forgery or falsification of the content or appearance of this document is unlawful and offenders may be prosecuted to the fullest extent of the law.

SGS Taiwan Ltd.

No.134, Wu Kung Road, New Taipei Industrial Park, Wuku District, New Taipei City, Taiwan 24803/新北市五股區新北產業園區五工路 134 號

台灣檢驗科技股份有限公司

t (886-2) 2299-3279

f (886-2) 2298-0488

www.tw.sgs.com

Member of SGS Group

3.3 Data Acquisition Electronics (DAE)

Model	DAE4
Construction	Signal amplifier, multiplexer, A/D converter and control logic. Serial optical link for communication with DASY4/5 embedded system (fully remote controlled). Two step probe touch detector for mechanical surface detection and emergency robot stop.
Measurement Range	-100 to +300 mV (16 bit resolution and two range settings: 4mV,400mV)
Input Offset Voltage	< 5μV (with auto zero)
Input Bias Current	< 50 f A
Dimensions	60 x 60 x 68 mm



3.4 SAM Twin Phantom

Material	Vinylester, glass fiber reinforced (VE-GF)
Liquid Compatibility	Compatible with all SPEAG tissue simulating liquids (incl. DGBE type)
Shell Thickness	2 ± 0.2 mm (6 ± 0.2 mm at ear point)
Dimensions (incl. Wooden Support)	Length: 1000 mm Width: 500 mm Height: adjustable feet
Filling Volume	approx. 25 liters
Wooden Support	SPEAG standard phantom table



The shell corresponds to the specifications of the Specific Anthropomorphic Mannequin (SAM) phantom defined in IEEE 1528 and IEC 62209-1. It enables the dosimetric evaluation of left and right hand phone usage as well as body mounted usage at the flat phantom region. A cover prevents evaporation of the liquid. Reference markings on the phantom allow the complete setup of all predefined phantom positions and measurement grids by teaching three points with the robot.

Twin SAM V5.0 has the same shell geometry and is manufactured from the same material as Twin SAM V4.0, but has reinforced top structure.

Unless otherwise stated the results shown in this test report refer only to the sample(s) tested and such sample(s) are retained for 90 days only.

除非另有說明，此報告結果僅對測試之樣品負責，同時此樣品僅保留90天。本報告未經本公司書面許可，不可部份複製。

This document is issued by the Company subject to its General Conditions of Service printed overleaf, available on request or accessible at www.sgs.com/terms_and_conditions.htm and, for electronic format documents, subject to Terms and Conditions for Electronic Documents at www.sgs.com/terms_e-document.htm. Attention is drawn to the limitation of liability, indemnification and jurisdiction issues defined therein. Any holder of this document is advised that information contained hereon reflects the Company's findings at the time of its intervention only and within the limits of Client's instructions, if any. The Company's sole responsibility is to its Client and this document does not exonerate parties to a transaction from exercising all their rights and obligations under the transaction documents. This document cannot be reproduced except in full, without prior written approval of the Company. Any unauthorized alteration, forgery or falsification of the content or appearance of this document is unlawful and offenders may be prosecuted to the fullest extent of the law.

SGS Taiwan Ltd.

台灣檢驗科技股份有限公司

No.134,Wu Kung Road, New Taipei Industrial Park, Wuku District, New Taipei City, Taiwan 24803/新北市五股區新北產業園區五工路 134 號


t (886-2) 2299-3279

f (886-2) 2298-0488

www.tw.sgs.com

Member of SGS Group

3.5 ELI Phantom

Material	Vinylester, glass fiber reinforced (VE-GF)	
Liquid	Compatible with all SPEAG tissue	
Compatibility	simulating liquids (incl. DGBE type)	
Shell Thickness	2.0 ± 0.2 mm (bottom plate)	
Dimensions	Major axis: 600 mm Minor axis: 400 mm	
Filling Volume	approx. 30 liters	
Wooden Support	SPEAG standard phantom table	

Phantom for compliance testing of handheld and body-mounted wireless devices in the frequency range of 30 MHz to 6 GHz. ELI is fully compatible with the IEC 62209-2 standard and all known tissue simulating liquids. ELI has been optimized regarding its performance and can be integrated into our standard phantom tables. A cover prevents evaporation of the liquid. Reference markings on the phantom allow installation of the complete setup, including all predefined phantom positions and measurement grids, by teaching three points. The phantom is compatible with all SPEAG dosimetric probes and dipoles.

ELI V5.0 has the same shell geometry and is manufactured from the same material as ELI4, but has reinforced top structure.

Unless otherwise stated the results shown in this test report refer only to the sample(s) tested and such sample(s) are retained for 90 days only.

除非另有說明，此報告結果僅對測試之樣品負責，同時此樣品僅保留90天。本報告未經本公司書面許可，不可部份複製。

This document is issued by the Company subject to its General Conditions of Service printed overleaf, available on request or accessible at www.sgs.com/terms_and_conditions.htm and, for electronic format documents, subject to Terms and Conditions for Electronic Documents at www.sgs.com/terms_e-document.htm. Attention is drawn to the limitation of liability, indemnification and jurisdiction issues defined therein. Any holder of this document is advised that information contained hereon reflects the Company's findings at the time of its intervention only and within the limits of Client's instructions, if any. The Company's sole responsibility is to its Client and this document does not exonerate parties to a transaction from exercising all their rights and obligations under the transaction documents. This document cannot be reproduced except in full, without prior written approval of the Company. Any unauthorized alteration, forgery or falsification of the content or appearance of this document is unlawful and offenders may be prosecuted to the fullest extent of the law.

SGS Taiwan Ltd.

台灣檢驗科技股份有限公司

No.134,Wu Kung Road, New Taipei Industrial Park, Wuku District, New Taipei City, Taiwan 24803/新北市五股區新北產業園區五工路 134 號

t (886-2) 2299-3279

f (886-2) 2298-0488

www.tw.sgs.com

Member of SGS Group

3.6 Device Holder for Transmitters



F-2. Device Holder for Transmitters

- The DASY device holder is designed to cope with different positions given in the standard. It has two scales for the device rotation (with respect to the body axis) and the device inclination (with respect to the line between the ear reference points). The rotation centres for both scales are the ear reference point (ERP). Thus the device needs no repositioning when changing the angles.
- The DASY device holder has been made out of low-loss POM material having the following dielectric parameters: relative permittivity $\epsilon=3$ and loss tangent $\delta=0.02$. The amount of dielectric material has been reduced in the closest vicinity of the device, since measurements have suggested that the influence of the clamp on the test results could thus be lowered.

Unless otherwise stated the results shown in this test report refer only to the sample(s) tested and such sample(s) are retained for 90 days only.
除非另有說明，此報告結果僅對測試之樣品負責，同時此樣品僅保留90天。本報告未經本公司書面許可，不可部份複製。

This document is issued by the Company subject to its General Conditions of Service printed overleaf, available on request or accessible at www.sgs.com/terms_and_conditions.htm and, for electronic format documents, subject to Terms and Conditions for Electronic Documents at www.sgs.com/terms_e-document.htm. Attention is drawn to the limitation of liability, indemnification and jurisdiction issues defined therein. Any holder of this document is advised that information contained hereon reflects the Company's findings at the time of its intervention only and within the limits of Client's instructions, if any. The Company's sole responsibility is to its Client and this document does not exonerate parties to a transaction from exercising all their rights and obligations under the transaction documents. This document cannot be reproduced except in full, without prior written approval of the Company. Any unauthorized alteration, forgery or falsification of the content or appearance of this document is unlawful and offenders may be prosecuted to the fullest extent of the law.

3.7 Measurement procedure

3.7.1 Scanning procedure

Step 1: Power reference measurement

The “reference” and “drift” measurements are located at the beginning and end of the batch process. They measure the field drift at one single point in the liquid over the complete procedure.

Step 2: Area scan

The SAR distribution at the exposed side of the head was measured at a distance of 4mm from the inner surface of the shell. The area covered the entire dimension of the head and the horizontal grid spacing was 15mm*15mm or 12mm*12mm or 10mm*10mm. Based on the area scan data, the area of the maximum absorption was determined by spline interpolation.

Step 3: Zoom scan

Around this point, a volume of 32mm*32mm*30mm ($f \leq 2\text{GHz}$), 30mm*30mm*30mm (f for 2-3GHz) and 24mm*24mm*22mm (f for 5-6GHz) was assessed by measuring 5x5x7 points ($f \leq 2\text{GHz}$), 7x7x7 points (f for 2-3GHz) and 7x7x12 points (f for 5-6GHz). On this basis of this data set, the spatial peak SAR value was evaluated with the following procedure:

The data at the surface was extrapolated, since the centre of the dipoles is 2.0mm away from the tip of the probe and the distance between the surface and the lowest measuring point is 1.2mm. (This can be variable. Refer to the probe specification). The extrapolation was based on a least square algorithm. A polynomial of the fourth order was calculated through the points in z-axes. This polynomial was then used to evaluate the points between the surface and the probe tip. The maximum interpolated value was searched with a straight-forward algorithm. Around this maximum the SAR values averaged over the spatial volumes (1g or 10g) were computed using the 3D-Spline interpolation algorithm. The volume was integrated with the trapezoidal algorithm. One thousand points were interpolated to calculate the average. All neighbouring volumes were evaluated until no neighboring volume with a higher average value was found.

The area and zoom scan resolutions specified in the table below must be applied to the SAR measurements. Probe boundary effect error compensation is required for measurements with the probe tip closer than half a probe tip diameter to the phantom surface. Both the probe tip diameter and sensor offset distance must satisfy measurement protocols; to ensure probe boundary effect errors are minimized and the higher fields closest to the phantom surface can be correctly measured and extrapolated to the phantom surface for computing 1-g SAR. Tolerances of the post-processing algorithms must be verified by the test laboratory for the scan resolutions used in the SAR measurements, according to the reference distribution functions specified in IEEE Std. 1528-2013.

Unless otherwise stated the results shown in this test report refer only to the sample(s) tested and such sample(s) are retained for 90 days only.

除非另有說明，此報告結果僅對測試之樣品負責，同時此樣品僅保留90天。本報告未經本公司書面許可，不可部份複製。

This document is issued by the Company subject to its General Conditions of Service printed overleaf, available on request or accessible at www.sgs.com/terms_and_conditions.htm and, for electronic format documents, subject to Terms and Conditions for Electronic Documents at www.sgs.com/terms_e-document.htm. Attention is drawn to the limitation of liability, indemnification and jurisdiction issues defined therein. Any holder of this document is advised that information contained hereon reflects the Company's findings at the time of its intervention only and within the limits of Client's instructions, if any. The Company's sole responsibility is to its Client and this document does not exonerate parties to a transaction from exercising all their rights and obligations under the transaction documents. This document cannot be reproduced except in full, without prior written approval of the Company. Any unauthorized alteration, forgery or falsification of the content or appearance of this document is unlawful and offenders may be prosecuted to the fullest extent of the law.

SGS Taiwan Ltd.

No.134, Wu Kung Road, New Taipei Industrial Park, Wuku District, New Taipei City, Taiwan 24803/新北市五股區新北產業園區五工路 134 號

台灣檢驗科技股份有限公司

t (886-2) 2299-3279

f (886-2) 2298-0488

www.tw.sgs.com

Member of SGS Group

		$\leq 3 \text{ GHz}$	$\geq 3 \text{ GHz}$
Maximum distance from closest measurement point (geometric center of probe sensors) to phantom surface		$5 \pm 1 \text{ mm}$	$\frac{1}{4} \cdot \delta \cdot \ln(2) \pm 0.5 \text{ mm}$
Maximum probe angle from probe axis to phantom surface normal at the measurement location		$30^\circ \pm 1^\circ$	$20^\circ \pm 1^\circ$
Maximum area scan spatial resolution: Δx_{Area} , Δy_{Area}	$\leq 2 \text{ GHz: } \leq 15 \text{ mm}$ $2 - 3 \text{ GHz: } \leq 12 \text{ mm}$		$3 - 4 \text{ GHz: } \leq 12 \text{ mm}$ $4 - 6 \text{ GHz: } \leq 10 \text{ mm}$
	When the x or y dimension of the test device, in the measurement plane orientation, is smaller than the above, the measurement resolution must be \leq the corresponding x or y dimension of the test device with at least one measurement point on the test device.		
Maximum zoom scan spatial resolution: Δx_{Zoom} , Δy_{Zoom}		$\leq 2 \text{ GHz: } \leq 8 \text{ mm}$ $2 - 3 \text{ GHz: } \leq 5 \text{ mm}^*$	$3 - 4 \text{ GHz: } \leq 5 \text{ mm}^*$ $4 - 6 \text{ GHz: } \leq 4 \text{ mm}^*$
Maximum zoom scan spatial resolution, normal to phantom surface	uniform grid: $\Delta z_{Zoom}(n)$		$3 - 4 \text{ GHz: } \leq 4 \text{ mm}$ $4 - 5 \text{ GHz: } \leq 3 \text{ mm}$ $5 - 6 \text{ GHz: } \leq 2 \text{ mm}$
	graded grid	$\Delta z_{Zoom}(1)$: between 1" two points closest to phantom surface	$3 - 4 \text{ GHz: } \leq 3 \text{ mm}$ $4 - 5 \text{ GHz: } \leq 2.5 \text{ mm}$ $5 - 6 \text{ GHz: } \leq 2 \text{ mm}$
		$\Delta z_{Zoom}(n>1)$: between subsequent points	$\leq 1.5 \cdot \Delta z_{Zoom}(n-1)$
Minimum zoom scan volume	x, y, z	$\geq 30 \text{ mm}$	$3 - 4 \text{ GHz: } \geq 28 \text{ mm}$ $4 - 5 \text{ GHz: } \geq 25 \text{ mm}$ $5 - 6 \text{ GHz: } \geq 22 \text{ mm}$

Step 4: Power reference measurement (drift)

The Power Drift Measurement job measures the field at the same location as the most recent power reference measurement job within the same procedure, and with the same settings. The indicated drift is mainly the variation of the DUT's output power and should vary max. $\pm 5\%$

Unless otherwise stated the results shown in this test report refer only to the sample(s) tested and such sample(s) are retained for 90 days only.

除非另有說明，此報告結果僅對測試之樣品負責，同時此樣品僅保留90天。本報告未經本公司書面許可，不可部份複製。

This document is issued by the Company subject to its General Conditions of Service printed overleaf, available on request or accessible at www.sgs.com/terms_and_conditions.htm and, for electronic format documents, subject to Terms and Conditions for Electronic Documents at www.sgs.com/terms_e-document.htm. Attention is drawn to the limitation of liability, indemnification and jurisdiction issues defined therein. Any holder of this document is advised that information contained hereon reflects the Company's findings at the time of its intervention only and within the limits of Client's instructions, if any. The Company's sole responsibility is to its Client and this document does not exonerate parties to a transaction from exercising all their rights and obligations under the transaction documents. This document cannot be reproduced except in full, without prior written approval of the Company. Any unauthorized alteration, forgery or falsification of the content or appearance of this document is unlawful and offenders may be prosecuted to the fullest extent of the law.

SGS Taiwan Ltd.

No.134,Wu Kung Road, New Taipei Industrial Park, Wuku District, New Taipei City, Taiwan 24803/新北市五股區新北產業園區五工路 134 號

台灣檢驗科技股份有限公司

t (886-2) 2299-3279

f (886-2) 2298-0488

www.tw.sgs.com

Member of SGS Group

3.7.2 Data Storage

The DASY software stores the acquired data from the data acquisition electronics as raw data (in microvolt readings from the probe sensors), together with all necessary software parameters for the data evaluation (probe calibration data, liquid parameters and device frequency and modulation data) in measurement files with the extension ".DAE4". The software evaluates the desired unit and format for output each time the data is visualized or exported. This allows verification of the complete software setup even after the measurement and allows correction of incorrect parameter settings. For example, if a measurement has been performed with a wrong crest factor parameter in the device setup, the parameter can be corrected afterwards and the data can be re-evaluated. The measured data can be visualized or exported in different units or formats, depending on the selected probe type ([V/m], [A/m], [°C], [m W/g], [m W/cm²], [dBrel], etc.). Some of these units are not available in certain situations or show meaningless results, e.g., a SAR output in a lossless media will always be zero. Raw data can also be exported to perform the evaluation with other software packages.

3.7.3 Data Evaluation by SEMCAD

The SEMCAD software automatically executes the following procedures to calculate the field units from the microvolt readings at the probe connector. The parameters used in the evaluation are stored in the configuration modules of the software:

Probe parameters:	- Sensitivity	Normi, ai0, ai1, ai2
- Conversion factor	ConvFi	
- Diode compression point	Dcpi	
Device parameters:	- Frequency	f
- Crest factor	cf	
Media parameters:	- Conductivity	ε
- Density	ρ	

These parameters must be set correctly in the software. They can be found in the component documents or they can be imported into the software from the configuration files issued for the DASY components. In the direct measuring mode of the multimeter option, the parameters of the actual system setup are used. In the scan visualization and export modes, the parameters stored in the corresponding document files are used.

The first step of the evaluation is a linearization of the filtered input signal to account for the compression characteristics of the detector diode. The compensation depends on the input signal, the diode type and the DC-transmission factor from the diode to the evaluation electronics.

If the exciting field is pulsed, the crest factor of the signal must be known to correctly compensate for peak power.

The formula for each channel can be given as:

$$V_i = U_i + U_i^2 \cdot cf / dcpi$$

With V_i = compensated signal of channel i ($i = x, y, z$)

U_i = input signal of channel i ($i = x, y, z$)

cf = crest factor of exciting field (DASY parameter)

dcpi = diode compression point (DASY parameter)

From the compensated input signals the primary field data for each channel can be evaluated:

Unless otherwise stated the results shown in this test report refer only to the sample(s) tested and such sample(s) are retained for 90 days only.

除非另有說明，此報告結果僅對測試之樣品負責，同時此樣品僅保留90天。本報告未經本公司書面許可，不可部份複製。

This document is issued by the Company subject to its General Conditions of Service printed overleaf, available on request or accessible at www.sgs.com/terms_and_conditions.htm and, for electronic format documents, subject to Terms and Conditions for Electronic Documents at www.sgs.com/terms_e-document.htm. Attention is drawn to the limitation of liability, indemnification and jurisdiction issues defined therein. Any holder of this document is advised that information contained hereon reflects the Company's findings at the time of its intervention only and within the limits of Client's instructions, if any. The Company's sole responsibility is to its Client and this document does not exonerate parties to a transaction from exercising all their rights and obligations under the transaction documents. This document cannot be reproduced except in full, without prior written approval of the Company. Any unauthorized alteration, forgery or falsification of the content or appearance of this document is unlawful and offenders may be prosecuted to the fullest extent of the law.

E-field probes:

$$E_i = (V_i / \text{Norm}_i \cdot \text{ConvF})^{1/2}$$

H-field probes:

$$H_i = (V_i)^{1/2} \cdot (a_{i0} + a_{i1}f + a_{i2}f^2) / f$$

With V_i = compensated signal of channel i ($i = x, y, z$)

Norm_i = sensor sensitivity of channel i ($i = x, y, z$)

[mV/(V/m)²] for E-field Probes

ConvF = sensitivity enhancement in solution

a_{ij} = sensor sensitivity factors for H-field probes

f = carrier frequency [GHz]

E_i = electric field strength of channel i in V/m

H_i = magnetic field strength of channel i in A/m

The RSS value of the field components gives the total field strength (Hermitian magnitude):

$$E_{\text{tot}} = (E_x^2 + E_y^2 + E_z^2)^{1/2}$$

The primary field data are used to calculate the derived field units.

$$\text{SAR} = (E_{\text{tot}}^2 \cdot \sigma) / (\epsilon \cdot 1000)$$

with SAR = local specific absorption rate in mW/g

E_{tot} = total field strength in V/m

σ = conductivity in [mho/m] or [Siemens/m]

ϵ = equivalent tissue density in g/cm³

Note that the density is normally set to 1 (or 1.06), to account for actual brain density rather than the density of the simulation liquid. The power flow density is calculated assuming the excitation field to be a free space field.

$$P_{\text{pwe}} = E_{\text{tot}}^2 / 3770 \quad \text{or} \quad P_{\text{pwe}} = H_{\text{tot}}^2 \cdot 37.7$$

with P_{pwe} = equivalent power density of a plane wave in mW/cm²

E_{tot} = total electric field strength in V/m

H_{tot} = total magnetic field strength in A/m

Unless otherwise stated the results shown in this test report refer only to the sample(s) tested and such sample(s) are retained for 90 days only.

除非另有說明，此報告結果僅對測試之樣品負責，同時此樣品僅保留90天。本報告未經本公司書面許可，不可部份複製。

This document is issued by the Company subject to its General Conditions of Service printed overleaf, available on request or accessible at www.sgs.com/terms_and_conditions.htm and, for electronic format documents, subject to Terms and Conditions for Electronic Documents at www.sgs.com/terms_e-document.htm. Attention is drawn to the limitation of liability, indemnification and jurisdiction issues defined therein. Any holder of this document is advised that information contained hereon reflects the Company's findings at the time of its intervention only and within the limits of Client's instructions, if any. The Company's sole responsibility is to its Client and this document does not exonerate parties to a transaction from exercising all their rights and obligations under the transaction documents. This document cannot be reproduced except in full, without prior written approval of the Company. Any unauthorized alteration, forgery or falsification of the content or appearance of this document is unlawful and offenders may be prosecuted to the fullest extent of the law.

SGS Taiwan Ltd.

No.134, Wu Kung Road, New Taipei Industrial Park, Wuku District, New Taipei City, Taiwan 24803/新北市五股區新北產業園區五工路 134 號

台灣檢驗科技股份有限公司

t (886-2) 2299-3279

f (886-2) 2298-0488

www.tw.sgs.com

Member of SGS Group

4 SAR measurement variability and uncertainty

4.1 SAR measurement variability

Per KDB865664 D01 SAR measurement 100 MHz to 6 GHz v01r04, SAR measurement variability must be assessed for each frequency band, which is determined by the SAR probe calibration point and tissue-equivalent medium used for the device measurements. The additional measurements are repeated after the completion of all measurements requiring the same head or body tissue-equivalent medium in a frequency band. The test device should be returned to ambient conditions (normal room temperature) with the battery fully charged before it is re-mounted on the device holder for the repeated measurement(s) to minimize any unexpected variations in the repeated results.

1) Repeated measurement is not required when the original highest measured SAR is < 0.80 W/kg; steps 2) through 4) do not apply.

2) When the original highest measured SAR is ≥ 0.80 W/kg, repeat that measurement once.

3) Perform a second repeated measurement only if the ratio of largest to smallest SAR for the original and first repeated measurements is > 1.20 or when the original or repeated measurement is ≥ 1.45 W/kg ($\sim 10\%$ from the 1-g SAR limit).

4) Perform a third repeated measurement only if the original, first or second repeated measurement is ≥ 1.5 W/kg and the ratio of largest to smallest SAR for the original, first and second repeated measurements is > 1.20 .

The same procedures should be adapted for measurements according to extremity and occupational exposure limits by applying a factor of 2.5 for extremity exposure and a factor of 5 for occupational exposure to the corresponding SAR thresholds.

Unless otherwise stated the results shown in this test report refer only to the sample(s) tested and such sample(s) are retained for 90 days only.

除非另有說明，此報告結果僅對測試之樣品負責，同時此樣品僅保留90天。本報告未經本公司書面許可，不可部份複製。

This document is issued by the Company subject to its General Conditions of Service printed overleaf, available on request or accessible at www.sgs.com/terms_and_conditions.htm and, for electronic format documents, subject to Terms and Conditions for Electronic Documents at www.sgs.com/terms_e-document.htm. Attention is drawn to the limitation of liability, indemnification and jurisdiction issues defined therein. Any holder of this document is advised that information contained hereon reflects the Company's findings at the time of its intervention only and within the limits of Client's instructions, if any. The Company's sole responsibility is to its Client and this document does not exonerate parties to a transaction from exercising all their rights and obligations under the transaction documents. This document cannot be reproduced except in full, without prior written approval of the Company. Any unauthorized alteration, forgery or falsification of the content or appearance of this document is unlawful and offenders may be prosecuted to the fullest extent of the law.

4.2 SAR measurement uncertainty

Per KDB865664 D01 SAR Measurement 100 MHz to 6 GHz, when the highest measured 1-g SAR within a frequency band is < 1.5 W/kg, the extensive SAR measurement uncertainty analysis described in IEEE Std 1528-2013 is not required in SAR reports submitted for equipment approval. The equivalent ratio (1.5/1.6) is applied to extremity and occupational exposure conditions.

Unless otherwise stated the results shown in this test report refer only to the sample(s) tested and such sample(s) are retained for 90 days only.

除非另有說明，此報告結果僅對測試之樣品負責，同時此樣品僅保留90天。本報告未經本公司書面許可，不可部份複製。

This document is issued by the Company subject to its General Conditions of Service printed overleaf, available on request or accessible at www.sgs.com/terms_and_conditions.htm and, for electronic format documents, subject to Terms and Conditions for Electronic Documents at www.sgs.com/terms_e-document.htm. Attention is drawn to the limitation of liability, indemnification and jurisdiction issues defined therein. Any holder of this document is advised that information contained hereon reflects the Company's findings at the time of its intervention only and within the limits of Client's instructions, if any. The Company's sole responsibility is to its Client and this document does not exonerate parties to a transaction from exercising all their rights and obligations under the transaction documents. This document cannot be reproduced except in full, without prior written approval of the Company. Any unauthorized alteration, forgery or falsification of the content or appearance of this document is unlawful and offenders may be prosecuted to the fullest extent of the law.

SGS Taiwan Ltd.

台灣檢驗科技股份有限公司

No.134, Wu Kung Road, New Taipei Industrial Park, Wuku District, New Taipei City, Taiwan 24803/新北市五股區新北產業園區五工路 134 號

t (886-2) 2299-3279

f (886-2) 2298-0488


www.tw.sgs.com

Member of SGS Group

5 Description of Test Position


5.1 Head Exposure Condition

5.1.1 SAM Phantom Shape



F-3. Front, back, and side views of SAM (model for the phantom shell). Full-head model is for illustration purposes only-procedures in this recommended practice are intended primarily for the phantom setup.

Note: The centre strip including the nose region has a different thickness tolerance.



F-4. Sagittally bisected phantom with extended perimeter (shown placed on its side as used for SAR measurements)

Unless otherwise stated the results shown in this test report refer only to the sample(s) tested and such sample(s) are retained for 90 days only.

除非另有說明，此報告結果僅對測試之樣品負責，同時此樣品僅保留90天。本報告未經本公司書面許可，不可部份複製。

This document is issued by the Company subject to its General Conditions of Service printed overleaf, available on request or accessible at www.sgs.com/terms_and_conditions.htm and, for electronic format documents, subject to Terms and Conditions for Electronic Documents at www.sgs.com/terms_e-document.htm. Attention is drawn to the limitation of liability, indemnification and jurisdiction issues defined therein. Any holder of this document is advised that information contained hereon reflects the Company's findings at the time of its intervention only and within the limits of Client's instructions, if any. The Company's sole responsibility is to its Client and this document does not exonerate parties to a transaction from exercising all their rights and obligations under the transaction documents. This document cannot be reproduced except in full, without prior written approval of the Company. Any unauthorized alteration, forgery or falsification of the content or appearance of this document is unlawful and offenders may be prosecuted to the fullest extent of the law.

SGS Taiwan Ltd.

台灣檢驗科技股份有限公司


No.134,Wu Kung Road, New Taipei Industrial Park, Wuku District, New Taipei City, Taiwan 24803/新北市五股區新北產業園區五工路 134 號

t (886-2) 2299-3279

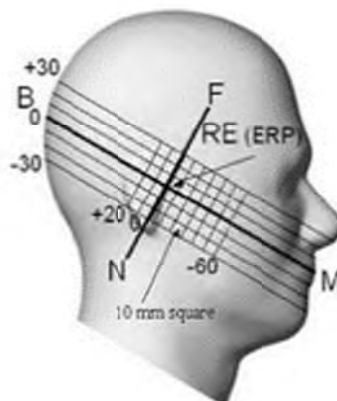
f (886-2) 2298-0488

www.tw.sgs.com

Member of SGS Group



F-5. Close-up side view of phantom, showing the ear region, N-F and B-M lines, and seven cross-sectional plane locations



F-6. Side view of the phantom showing relevant markings and seven cross-sectional plane locations

Unless otherwise stated the results shown in this test report refer only to the sample(s) tested and such sample(s) are retained for 90 days only.

除非另有說明，此報告結果僅對測試之樣品負責，同時此樣品僅保留90天。本報告未經本公司書面許可，不可部份複製。

This document is issued by the Company subject to its General Conditions of Service printed overleaf, available on request or accessible at www.sgs.com/terms_and_conditions.htm and, for electronic format documents, subject to Terms and Conditions for Electronic Documents at www.sgs.com/terms_e-document.htm. Attention is drawn to the limitation of liability, indemnification and jurisdiction issues defined therein. Any holder of this document is advised that information contained hereon reflects the Company's findings at the time of its intervention only and within the limits of Client's instructions, if any. The Company's sole responsibility is to its Client and this document does not exonerate parties to a transaction from exercising all their rights and obligations under the transaction documents. This document cannot be reproduced except in full, without prior written approval of the Company. Any unauthorized alteration, forgery or falsification of the content or appearance of this document is unlawful and offenders may be prosecuted to the fullest extent of the law.

SGS Taiwan Ltd.

No.134, Wu Kung Road, New Taipei Industrial Park, Wuku District, New Taipei City, Taiwan 24803/新北市五股區新北產業園區五工路 134 號

台灣檢驗科技股份有限公司

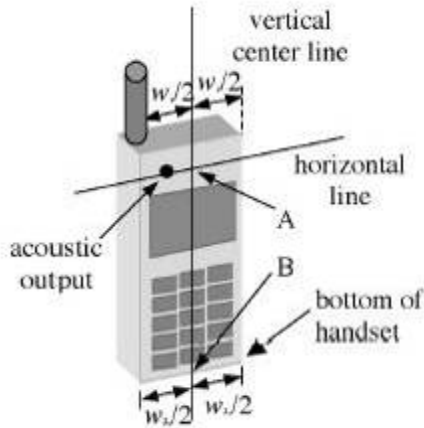
t (886-2) 2299-3279

f (886-2) 2298-0488

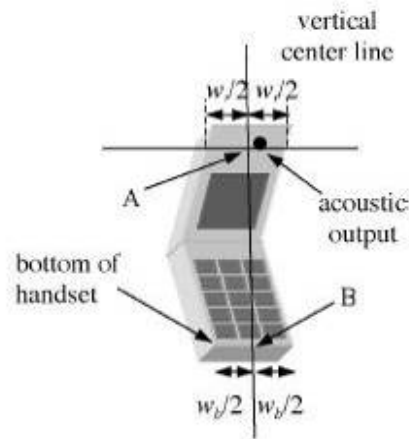
www.tw.sgs.com

Member of SGS Group

5.1.2 EUT constructions



F-7. Handset vertical and horizontal reference lines-"fixed case"



F-8. Handset vertical and horizontal reference lines-"clam-shell case"

5.1.3 Definition of the "cheek" position

- Position the device with the vertical centre line of the body of the device and the horizontal line crossing the centre of the ear piece in a plane parallel to the sagittal plane of the phantom ("initial position"). While maintaining the device in this plane, align the vertical centre line with the reference plane containing the three ear and mouth reference points (M, RE and LE) and align the centre of the ear piece with the line RE-LE.
- Translate the mobile phone box towards the phantom with the ear piece aligned with the line LE-RE until telephone touches the ear. While maintaining the device in the reference plane and maintaining the phone contact with the ear, move the bottom of the box until any point on the front side is in contact with the cheek of the phantom or until contact with the ear is lost.

Unless otherwise stated the results shown in this test report refer only to the sample(s) tested and such sample(s) are retained for 90 days only.

除非另有說明，此報告結果僅對測試之樣品負責，同時此樣品僅保留90天。本報告未經本公司書面許可，不可部份複製。

This document is issued by the Company subject to its General Conditions of Service printed overleaf, available on request or accessible at www.sgs.com/terms_and_conditions.htm and, for electronic format documents, subject to Terms and Conditions for Electronic Documents at www.sgs.com/terms_e-document.htm. Attention is drawn to the limitation of liability, indemnification and jurisdiction issues defined therein. Any holder of this document is advised that information contained hereon reflects the Company's findings at the time of its intervention only and within the limits of Client's instructions, if any. The Company's sole responsibility is to its Client and this document does not exonerate parties to a transaction from exercising all their rights and obligations under the transaction documents. This document cannot be reproduced except in full, without prior written approval of the Company. Any unauthorized alteration, forgery or falsification of the content or appearance of this document is unlawful and offenders may be prosecuted to the fullest extent of the law.

SGS Taiwan Ltd.

台灣檢驗科技股份有限公司

No.134, Wu Kung Road, New Taipei Industrial Park, Wuku District, New Taipei City, Taiwan 24803/新北市五股區新北產業園區五工路 134 號

t (886-2) 2299-3279

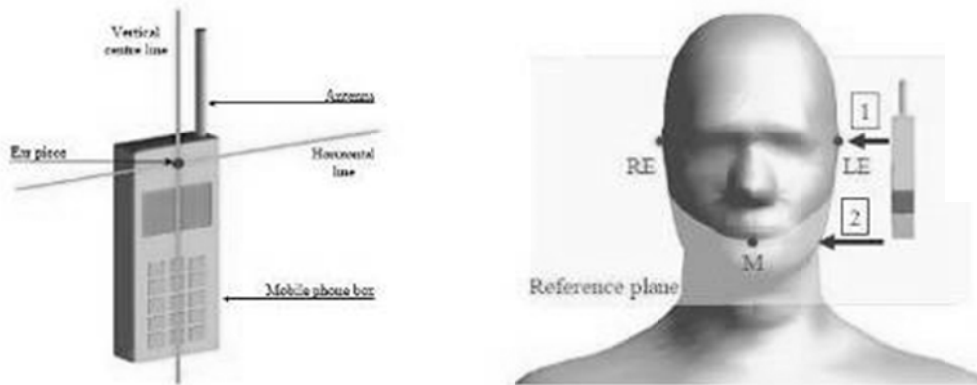
f (886-2) 2298-0488

www.tw.sgs.com

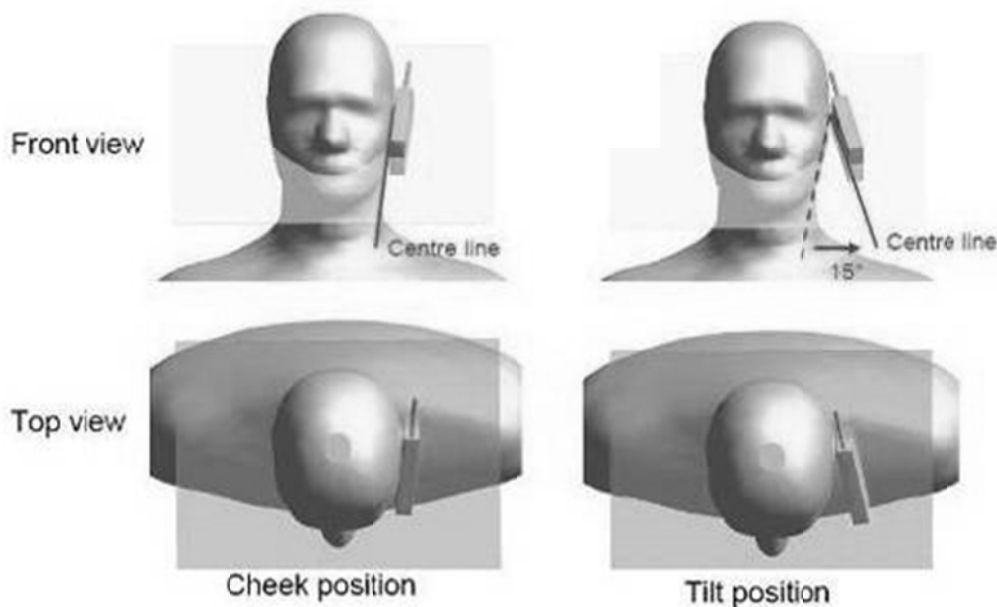
Member of SGS Group

5.1.4 Definition of the “tilted” position

- Position the device in the “cheek” position described above;
- While maintaining the device in the reference plane described above and pivoting against the ear, move it outward away from the mouth by an angle of 15 degrees or until contact with the ear is lost.



F-9. Definition of the reference lines and points, on the phone and on the phantom and initial position



F-10. “Cheek” and “tilt” positions of the mobile phone on the left side

Unless otherwise stated the results shown in this test report refer only to the sample(s) tested and such sample(s) are retained for 90 days only.

除非另有說明，此報告結果僅對測試之樣品負責，同時此樣品僅保留90天。本報告未經本公司書面許可，不可部份複製。

This document is issued by the Company subject to its General Conditions of Service printed overleaf, available on request or accessible at www.sgs.com/terms_and_conditions.htm and, for electronic format documents, subject to Terms and Conditions for Electronic Documents at www.sgs.com/terms_e-document.htm. Attention is drawn to the limitation of liability, indemnification and jurisdiction issues defined therein. Any holder of this document is advised that information contained hereon reflects the Company's findings at the time of its intervention only and within the limits of Client's instructions, if any. The Company's sole responsibility is to its Client and this document does not exonerate parties to a transaction from exercising all their rights and obligations under the transaction documents. This document cannot be reproduced except in full, without prior written approval of the Company. Any unauthorized alteration, forgery or falsification of the content or appearance of this document is unlawful and offenders may be prosecuted to the fullest extent of the law.

SGS Taiwan Ltd.

No.134,Wu Kung Road, New Taipei Industrial Park, Wuku District, New Taipei City, Taiwan 24803/新北市五股區新北產業園區五工路 134 號

台灣檢驗科技股份有限公司

t (886-2) 2299-3279

f (886-2) 2298-0488

www.tw.sgs.com

Member of SGS Group

5.2 Body Exposure Condition

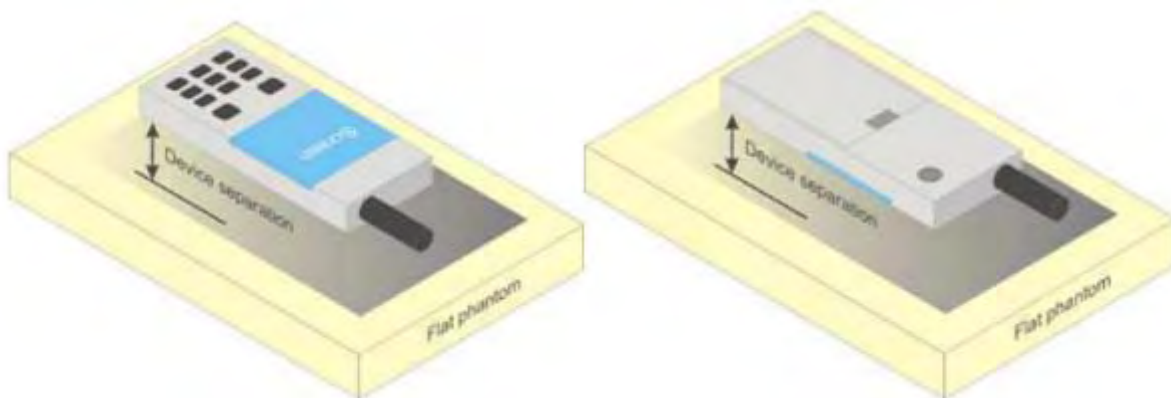
5.2.1 Body-worn accessory exposure conditions

Body-worn operating configurations should be tested with the belt-clips and holsters attached to the device and positioned against a flat phantom in normal use configurations.

Body-worn operating configurations are tested with the belt-clips and holsters attached to the device and positioned against a flat phantom in a normal use configuration. Per FCC KDB Publication 648474 D04, Body-worn accessory exposure is typically related to voice mode operations when handsets are carried in body-worn accessories. The body-worn accessory procedures in FCC KDB Publication 447498 D01 should be used to test for body-worn accessory SAR compliance, without a headset connected to it. This enables the test results for such configuration to be compatible with that required for hotspot mode when the body-worn accessory test separation distance is greater than or equal to that required for hotspot mode, when applicable. When the reported SAR for a body-worn accessory, measured without a headset connected to the handset, is $> 1.2 \text{ W/kg}$, the highest reported SAR configuration for that wireless mode and frequency band should be repeated for that body-worn accessory with a headset attached to the handset.

Accessories for Body-worn operation configurations are divided into two categories: those that do not contain metallic components and those that do contain metallic components. When multiple accessories that do not contain metallic components are supplied with the device, the device is tested with only the accessory that dictates the closest spacing to the body. Then multiple accessories that contain metallic components are tested with the device with each accessory. If multiple accessories share an identical metallic component (i.e. the same metallic belt-clip used with different holsters with no other metallic components) only the accessory that dictates the closest spacing to the body is tested.

Body-worn accessories may not always be supplied or available as options for some devices intended to be authorized for body-worn use. In this case, a test configuration with a separation distance between the back of the device and the flat phantom is used. Test position spacing was documented. Transmitters that are designed to operate in front of a person's face, as in push-to-talk configurations, are tested for SAR compliance with the front of the device positioned to face the flat phantom in head fluid. For devices that are carried next to the body such as a shoulder, waist or chest-worn transmitters, SAR compliance is tested with the accessories, including headsets and microphones, attached to the device and positioned against a flat phantom in a normal use configuration.



F-11. Test positions for body-worn devices

Unless otherwise stated the results shown in this test report refer only to the sample(s) tested and such sample(s) are retained for 90 days only.

除非另有說明，此報告結果僅對測試之樣品負責，同時此樣品僅保留90天。本報告未經本公司書面許可，不可部份複製。

This document is issued by the Company subject to its General Conditions of Service printed overleaf, available on request or accessible at www.sgs.com/terms_and_conditions.htm and, for electronic format documents, subject to Terms and Conditions for Electronic Documents at www.sgs.com/terms_e-document.htm. Attention is drawn to the limitation of liability, indemnification and jurisdiction issues defined therein. Any holder of this document is advised that information contained hereon reflects the Company's findings at the time of its intervention only and within the limits of Client's instructions, if any. The Company's sole responsibility is to its Client and this document does not exonerate parties to a transaction from exercising all their rights and obligations under the transaction documents. This document cannot be reproduced except in full, without prior written approval of the Company. Any unauthorized alteration, forgery or falsification of the content or appearance of this document is unlawful and offenders may be prosecuted to the fullest extent of the law.

5.2.2 Wireless Router exposure conditions

Some battery-operated handsets have the capability to transmit and receive user data through simultaneous transmission of WIFI simultaneously with a separate licensed transmitter. The FCC has provided guidance in FCC KDB Publication 941225 D06 where SAR test considerations for handsets ($L \times W \geq 9 \text{ cm} \times 5 \text{ cm}$) are based on a composite test separation distance of 10 mm from the front, back and edges of the device containing transmitting antennas within 2.5 cm of their edges, determined from general mixed use conditions for this type of devices. For devices with form factors smaller than 9 cm x 5 cm, a test separation distance of 5 mm is required.

Unless otherwise stated the results shown in this test report refer only to the sample(s) tested and such sample(s) are retained for 90 days only.

除非另有說明，此報告結果僅對測試之樣品負責，同時此樣品僅保留90天。本報告未經本公司書面許可，不可部份複製。

This document is issued by the Company subject to its General Conditions of Service printed overleaf, available on request or accessible at www.sgs.com/terms_and_conditions.htm and, for electronic format documents, subject to Terms and Conditions for Electronic Documents at www.sgs.com/terms_e-document.htm. Attention is drawn to the limitation of liability, indemnification and jurisdiction issues defined therein. Any holder of this document is advised that information contained hereon reflects the Company's findings at the time of its intervention only and within the limits of Client's instructions, if any. The Company's sole responsibility is to its Client and this document does not exonerate parties to a transaction from exercising all their rights and obligations under the transaction documents. This document cannot be reproduced except in full, without prior written approval of the Company. Any unauthorized alteration, forgery or falsification of the content or appearance of this document is unlawful and offenders may be prosecuted to the fullest extent of the law.

SGS Taiwan Ltd.

No.134, Wu Kung Road, New Taipei Industrial Park, Wuku District, New Taipei City, Taiwan 24803/新北市五股區新北產業園區五工路 134 號

台灣檢驗科技股份有限公司

t (886-2) 2299-3279

f (886-2) 2298-0488

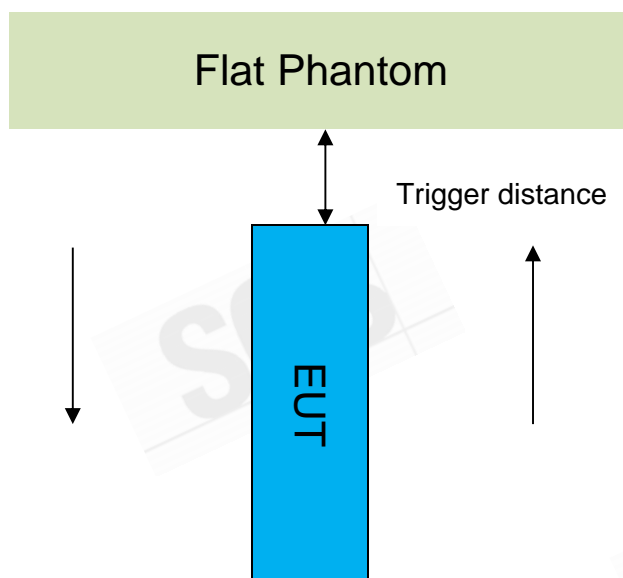
www.tw.sgs.com

Member of SGS Group

5.3 Proximity Sensor Triggering Test

1) Proximity sensor triggering distances

The Proximity sensor triggering was applied to GSM1900; WCDMA Band 2; LTE Band 7. Proximity sensor triggering distance testing was performed according to the procedures outlined in KDB 616217 D04 section 6.2, and EUT moving further away from the flat phantom and EUT moving toward the flat phantom were both assessed.



Proximity Sensor Triggering Distance(mm)			
Position	Front	Back	Bottom
Minimum	18	18	18
Required SAR Test	17	17	17

Antenna	Band	Trigger Condition	Body exposure condition
			Power reduction(dB)
Main Antenna	GSM1900	Front side: Close to 18mm Back side: Close to 18mm Bottom side: Close to 18mm;	4
Main Antenna	WCDMA Band 2	Front side: Close to 18mm Back side: Close to 18mm Bottom side: Close to 18mm;	6

Unless otherwise stated the results shown in this test report refer only to the sample(s) tested and such sample(s) are retained for 90 days only.

除非另有說明，此報告結果僅對測試之樣品負責，同時此樣品僅保留90天。本報告未經本公司書面許可，不可部份複製。

This document is issued by the Company subject to its General Conditions of Service printed overleaf, available on request or accessible at www.sgs.com/terms_and_conditions.htm and, for electronic format documents, subject to Terms and Conditions for Electronic Documents at www.sgs.com/terms_e-document.htm. Attention is drawn to the limitation of liability, indemnification and jurisdiction issues defined therein. Any holder of this document is advised that information contained hereon reflects the Company's findings at the time of its intervention only and within the limits of Client's instructions, if any. The Company's sole responsibility is to its Client and this document does not exonerate parties to a transaction from exercising all their rights and obligations under the transaction documents. This document cannot be reproduced except in full, without prior written approval of the Company. Any unauthorized alteration, forgery or falsification of the content or appearance of this document is unlawful and offenders may be prosecuted to the fullest extent of the law.

Band/Mode	CH	Measured Power(dBm)		Reduction levels(dB)
		Max. Power	Power back-off	
GSM1900 GPRS 4TS	661	24.51	20.42	4.09
WCDMA B2 RMC 12.2kbps	9400	22.27	16.37	5.9
LTE Band 7 QPSK 1RB_0 offset	21350	22.4	16.92	5.48

Note: SAR tests with proximity sensor power reduction are only required for the sides of frequency bands in the table above. For the other sides or other frequency bands of the device, SAR is still tested at the maximum power level with sensor off.

Unless otherwise stated the results shown in this test report refer only to the sample(s) tested and such sample(s) are retained for 90 days only.

除非另有說明，此報告結果僅對測試之樣品負責，同時此樣品僅保留90天。本報告未經本公司書面許可，不可部份複製。

This document is issued by the Company subject to its General Conditions of Service printed overleaf, available on request or accessible at www.sgs.com/terms_and_conditions.htm and, for electronic format documents, subject to Terms and Conditions for Electronic Documents at www.sgs.com/terms_e-document.htm. Attention is drawn to the limitation of liability, indemnification and jurisdiction issues defined therein. Any holder of this document is advised that information contained hereon reflects the Company's findings at the time of its intervention only and within the limits of Client's instructions, if any. The Company's sole responsibility is to its Client and this document does not exonerate parties to a transaction from exercising all their rights and obligations under the transaction documents. This document cannot be reproduced except in full, without prior written approval of the Company. Any unauthorized alteration, forgery or falsification of the content or appearance of this document is unlawful and offenders may be prosecuted to the fullest extent of the law.

SGS Taiwan Ltd.

台灣檢驗科技股份有限公司

No.134,Wu Kung Road, New Taipei Industrial Park, Wuku District, New Taipei City, Taiwan 24803/新北市五股區新北產業園區五工路 134 號

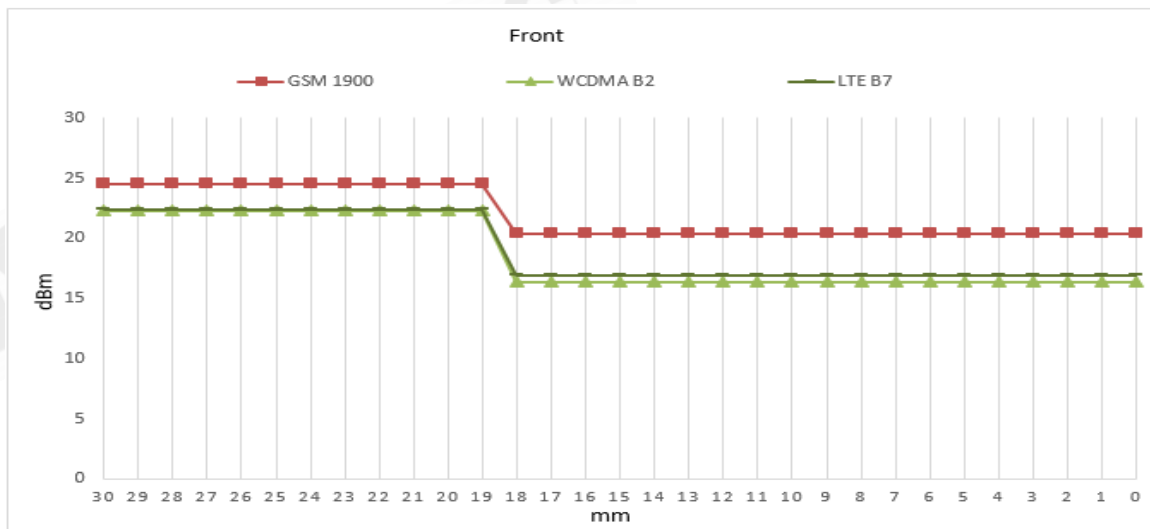
t (886-2) 2299-3279

f (886-2) 2298-0488

www.tw.sgs.com

Member of SGS Group

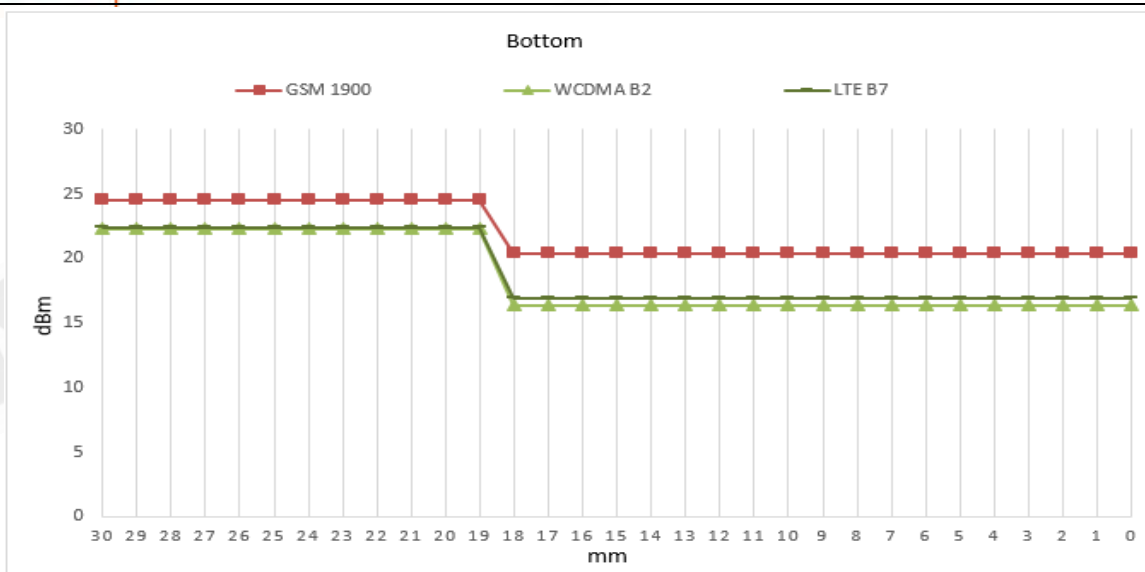
- DUT Moving Toward (Trigger) the Phantom



Unless otherwise stated the results shown in this test report refer only to the sample(s) tested and such sample(s) are retained for 90 days only.

除非另有說明，此報告結果僅對測試之樣品負責，同時此樣品僅保留90天。本報告未經本公司書面許可，不可部份複製。

This document is issued by the Company subject to its General Conditions of Service printed overleaf, available on request or accessible at www.sgs.com/terms_and_conditions.htm and, for electronic format documents, subject to Terms and Conditions for Electronic Documents at www.sgs.com/terms_e-document.htm. Attention is drawn to the limitation of liability, indemnification and jurisdiction issues defined therein. Any holder of this document is advised that information contained hereon reflects the Company's findings at the time of its intervention only and within the limits of Client's instructions, if any. The Company's sole responsibility is to its Client and this document does not exonerate parties to a transaction from exercising all their rights and obligations under the transaction documents. This document cannot be reproduced except in full, without prior written approval of the Company. Any unauthorized alteration, forgery or falsification of the content or appearance of this document is unlawful and offenders may be prosecuted to the fullest extent of the law.

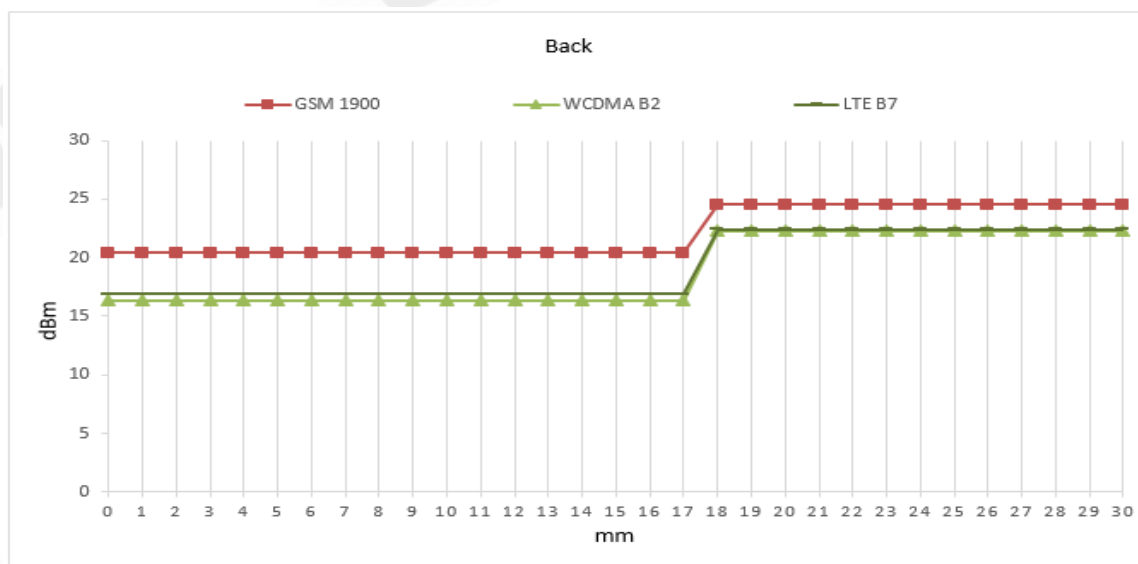
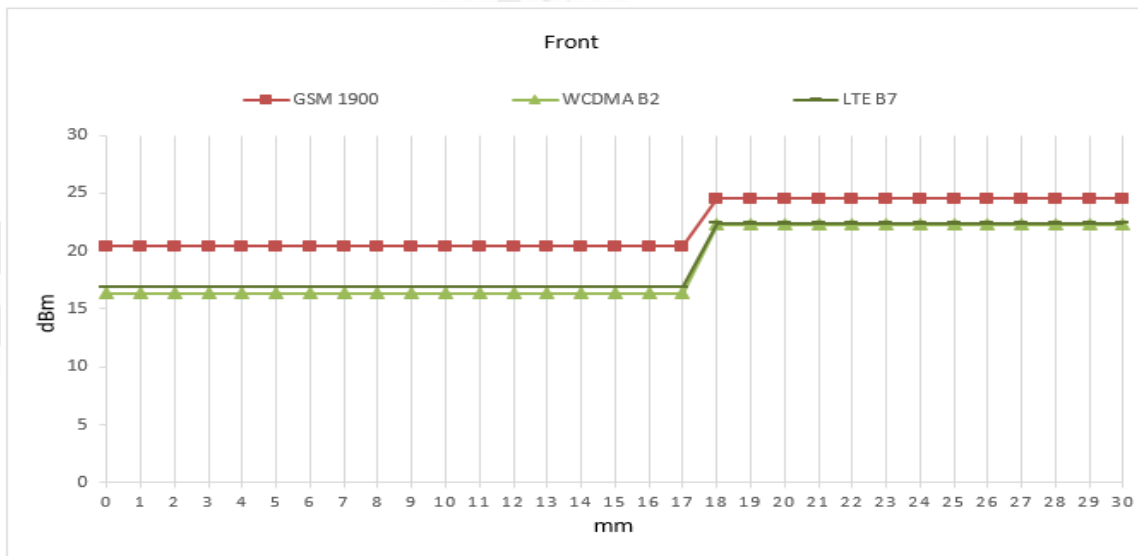


Unless otherwise stated the results shown in this test report refer only to the sample(s) tested and such sample(s) are retained for 90 days only.

除非另有說明，此報告結果僅對測試之樣品負責，同時此樣品僅保留90天。本報告未經本公司書面許可，不可部份複製。

This document is issued by the Company subject to its General Conditions of Service printed overleaf, available on request or accessible at www.sgs.com/terms_and_conditions.htm and, for electronic format documents, subject to Terms and Conditions for Electronic Documents at www.sgs.com/terms_e-document.htm. Attention is drawn to the limitation of liability, indemnification and jurisdiction issues defined therein. Any holder of this document is advised that information contained hereon reflects the Company's findings at the time of its intervention only and within the limits of Client's instructions, if any. The Company's sole responsibility is to its Client and this document does not exonerate parties to a transaction from exercising all their rights and obligations under the transaction documents. This document cannot be reproduced except in full, without prior written approval of the Company. Any unauthorized alteration, forgery or falsification of the content or appearance of this document is unlawful and offenders may be prosecuted to the fullest extent of the law.

- DUT Moving Away (Release) from the Phantom



Unless otherwise stated the results shown in this test report refer only to the sample(s) tested and such sample(s) are retained for 90 days only.

除非另有說明，此報告結果僅對測試之樣品負責，同時此樣品僅保留90天。本報告未經本公司書面許可，不可部份複製。

This document is issued by the Company subject to its General Conditions of Service printed overleaf, available on request or accessible at www.sgs.com/terms_and_conditions.htm and, for electronic format documents, subject to Terms and Conditions for Electronic Documents at www.sgs.com/terms_e-document.htm. Attention is drawn to the limitation of liability, indemnification and jurisdiction issues defined therein. Any holder of this document is advised that information contained hereon reflects the Company's findings at the time of its intervention only and within the limits of Client's instructions, if any. The Company's sole responsibility is to its Client and this document does not exonerate parties to a transaction from exercising all their rights and obligations under the transaction documents. This document cannot be reproduced except in full, without prior written approval of the Company. Any unauthorized alteration, forgery or falsification of the content or appearance of this document is unlawful and offenders may be prosecuted to the fullest extent of the law.

SGS Taiwan Ltd.

No.134, Wu Kung Road, New Taipei Industrial Park, Wuku District, New Taipei City, Taiwan 24803/新北市五股區新北產業園區五工路 134 號

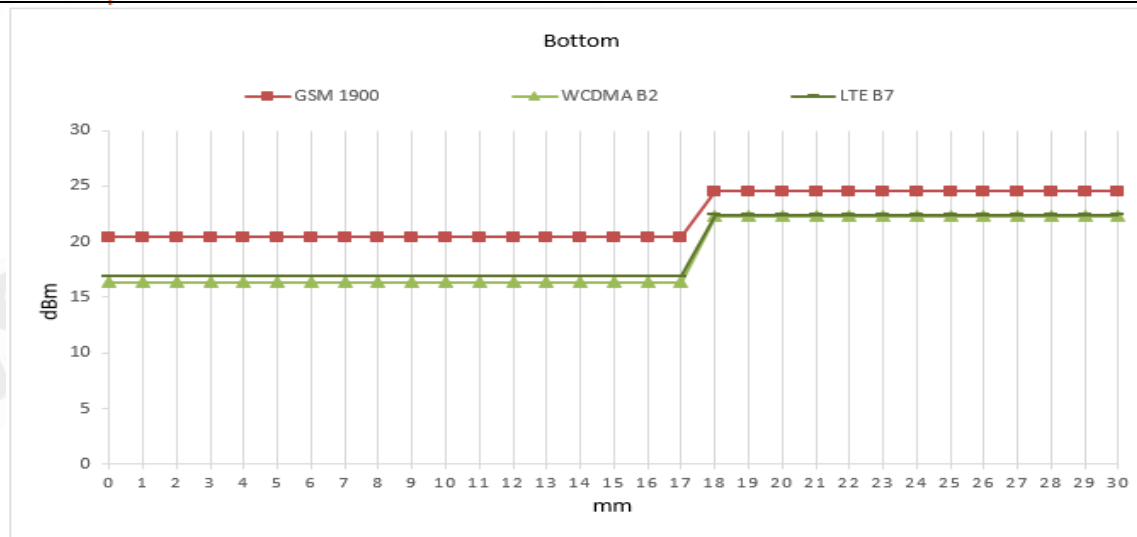
台灣檢驗科技股份有限公司

t (886-2) 2299-3279

f (886-2) 2298-0488

www.tw.sgs.com

Member of SGS Group



Unless otherwise stated the results shown in this test report refer only to the sample(s) tested and such sample(s) are retained for 90 days only.

除非另有說明，此報告結果僅對測試之樣品負責，同時此樣品僅保留90天。本報告未經本公司書面許可，不可部份複製。

This document is issued by the Company subject to its General Conditions of Service printed overleaf, available on request or accessible at www.sgs.com/terms_and_conditions.htm and, for electronic format documents, subject to Terms and Conditions for Electronic Documents at www.sgs.com/terms_e-document.htm. Attention is drawn to the limitation of liability, indemnification and jurisdiction issues defined therein. Any holder of this document is advised that information contained hereon reflects the Company's findings at the time of its intervention only and within the limits of Client's instructions, if any. The Company's sole responsibility is to its Client and this document does not exonerate parties to a transaction from exercising all their rights and obligations under the transaction documents. This document cannot be reproduced except in full, without prior written approval of the Company. Any unauthorized alteration, forgery or falsification of the content or appearance of this document is unlawful and offenders may be prosecuted to the fullest extent of the law.

2) Proximity sensor coverage

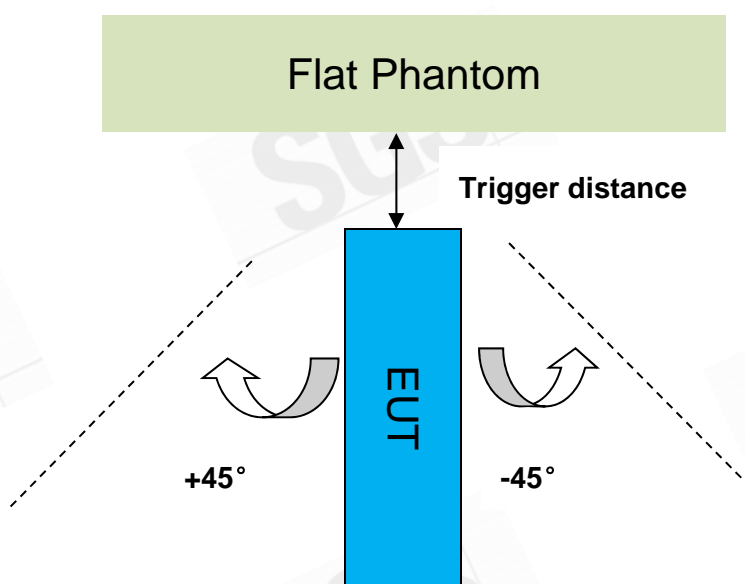
If a sensor is spatially offset from the antenna(s), it is necessary to verify sensor triggering for conditions where the antenna is next to the user but the sensor is laterally further away to ensure sensor coverage is sufficient for reducing the power to maintain compliance. For p-sensor coverage testing, the device is moved and “along the direction of maximum antenna and sensor offset”.

The proximity sensor and main antenna use same metallic electrode, so there is no spatial offset.

3) Device tilt angle influences to proximity sensor triggering

The influence of device tilt angles to proximity sensor triggering was determined by positioning each tablet edge that contains a transmitting antenna, perpendicular to the flat phantom.

Rotating the tablet around the edge next to the phantom in $\leq 10^\circ$ increments until the tablet is $\pm 45^\circ$ from the vertical position at 0° , and the maximum output power remains in the reduced mode.



The Sensor Triggering Distance(mm)	
Position	Bottom
Minimum	18
Required SAR Test	17

Summary of Tablet Tilt Angle Influence to Proximity Sensor Triggering for Right Side													
Band(MHz)	Minimum trigger distance Per KDB616217\$6.2	Minimum trigger distance at which power reduction was maintained over $\pm 45^\circ$	Power Reduction Status										
			-45°	-35°	-25°	-15°	-5°	0°	5°	15°	25°	35°	45°
GSM1900	18mm	18mm	on	on	on	on	on	on	on	on	on	on	on
WCDMA Band 2	18mm	18mm	on	on	on	on	on	on	on	on	on	on	on
LTE Band 7	18mm	18mm	on	on	on	on	on	on	on	on	on	on	on

Unless otherwise stated the results shown in this test report refer only to the sample(s) tested and such sample(s) are retained for 90 days only.

除非另有說明，此報告結果僅對測試之樣品負責，同時此樣品僅保留90天。本報告未經本公司書面許可，不可部份複製。

This document is issued by the Company subject to its General Conditions of Service printed overleaf, available on request or accessible at www.sgs.com/terms_and_conditions.htm and, for electronic format documents, subject to Terms and Conditions for Electronic Documents at www.sgs.com/terms_e-document.htm. Attention is drawn to the limitation of liability, indemnification and jurisdiction issues defined therein. Any holder of this document is advised that information contained hereon reflects the Company's findings at the time of its intervention only and within the limits of Client's instructions, if any. The Company's sole responsibility is to its Client and this document does not exonerate parties to a transaction from exercising all their rights and obligations under the transaction documents. This document cannot be reproduced except in full, without prior written approval of the Company. Any unauthorized alteration, forgery or falsification of the content or appearance of this document is unlawful and offenders may be prosecuted to the fullest extent of the law.

6 SAR System Verification Procedure

6.1 Tissue Simulate Liquid

6.1.1 Recipes for Tissue Simulate Liquid

The following tables give the recipes for tissue simulating liquids to be used in different frequency bands:

Ingredients (% by weight)	Frequency (MHz)					
	835		1800-2000		2300-2700	
Tissue Type	Head	Body	Head	Body	Head	Body
Water	40.30	50.75	55.24	70.17	55.00	68.53
Salt (NaCl)	1.38	0.94	0.31	0.39	0.2	0.1
Sucrose	57.90	48.21	0	0	0	0
HEC	0.24	0	0	0	0	0
Bactericide	0.18	0.10	0	0	0	0
Tween	0	0	44.45	29.44	44.80	31.37
Salt: 99+% Pure Sodium Chloride			Sucrose: 98+% Pure Sucrose			
Water: De-ionized, 16 MΩ+ resistivity			HEC: Hydroxyethyl Cellulose			
Tween: Polyoxyethylene (20) sorbitan monolaurate						

Table 3 : Recipe of Tissue Simulate Liquid

Unless otherwise stated the results shown in this test report refer only to the sample(s) tested and such sample(s) are retained for 90 days only.

除非另有說明，此報告結果僅對測試之樣品負責，同時此樣品僅保留90天。本報告未經本公司書面許可，不可部份複製。

This document is issued by the Company subject to its General Conditions of Service printed overleaf, available on request or accessible at www.sgs.com/terms_and_conditions.htm and, for electronic format documents, subject to Terms and Conditions for Electronic Documents at www.sgs.com/terms_e-document.htm. Attention is drawn to the limitation of liability, indemnification and jurisdiction issues defined therein. Any holder of this document is advised that information contained hereon reflects the Company's findings at the time of its intervention only and within the limits of Client's instructions, if any. The Company's sole responsibility is to its Client and this document does not exonerate parties to a transaction from exercising all their rights and obligations under the transaction documents. This document cannot be reproduced except in full, without prior written approval of the Company. Any unauthorized alteration, forgery or falsification of the content or appearance of this document is unlawful and offenders may be prosecuted to the fullest extent of the law.

6.1.2 Measurement for Tissue Simulate Liquid

The dielectric properties for this Tissue Simulate Liquids were measured by using the Agilent Model 85070E Dielectric Probe in conjunction with Agilent E5071C Network Analyzer (300 KHz-8500 MHz). The Conductivity (σ) and Permittivity (ρ) are listed in bellow table. For the SAR measurement given in this report. The temperature variation of the Tissue Simulate Liquids was $22 \pm 2^\circ\text{C}$.

Tissue Type	Measured Frequency (MHz)	Target Tissue ($\pm 5\%$)		Measured Tissue		Liquid Temp.	Measured Date
		ϵ_r	$\sigma(\text{S/m})$	ϵ_r	$\sigma(\text{S/m})$	($^\circ\text{C}$)	
835 Head	835	41.5 (39.43~43.58)	0.90 (0.86~0.95)	40.83	0.887	22.1	2017/11/11
835 Body	835	55.2 (52.44~57.96)	0.97 (0.92~1.02)	54.871	1.011	22.1	2017/11/12
1900 Head	1900	40.0 (38.00~42.00)	1.40 (1.33~1.47)	41.171	1.437	22.3	2017/11/15
1900 Body	1900	53.3 (50.64~55.97)	1.52 (1.44~1.60)	52.443	1.519	22.3	2017/11/14
2450 Head	2450	39.20 (37.24~41.16)	1.80 (1.71~1.89)	39.924	1.819	22	2017/11/22
2450 Body	2450	52.70 (50.07~55.34)	1.95 (1.85~2.05)	50.753	1.927	22	2017/11/23
2600 Head	2600	39.0 (37.05~40.95)	1.96 (1.86~2.06)	39.429	1.994	22.1	2017/11/21
2600 Body	2600	52.50 (49.88~55.13)	2.16 (2.05~2.27)	50.306	2.115	22.2	2017/11/22

Table 4 : Measurement result of Tissue electric parameters

Unless otherwise stated the results shown in this test report refer only to the sample(s) tested and such sample(s) are retained for 90 days only.

除非另有說明，此報告結果僅對測試之樣品負責，同時此樣品僅保留90天。本報告未經本公司書面許可，不可部份複製。

This document is issued by the Company subject to its General Conditions of Service printed overleaf, available on request or accessible at www.sgs.com/terms_and_conditions.htm and, for electronic format documents, subject to Terms and Conditions for Electronic Documents at www.sgs.com/terms_e-document.htm. Attention is drawn to the limitation of liability, indemnification and jurisdiction issues defined therein. Any holder of this document is advised that information contained hereon reflects the Company's findings at the time of its intervention only and within the limits of Client's instructions, if any. The Company's sole responsibility is to its Client and this document does not exonerate parties to a transaction from exercising all their rights and obligations under the transaction documents. This document cannot be reproduced except in full, without prior written approval of the Company. Any unauthorized alteration, forgery or falsification of the content or appearance of this document is unlawful and offenders may be prosecuted to the fullest extent of the law.

SGS Taiwan Ltd.

台灣檢驗科技股份有限公司

No.134, Wu Kung Road, New Taipei Industrial Park, Wuku District, New Taipei City, Taiwan 24803/新北市五股區新北產業園區五工路 134 號

t (886-2) 2299-3279

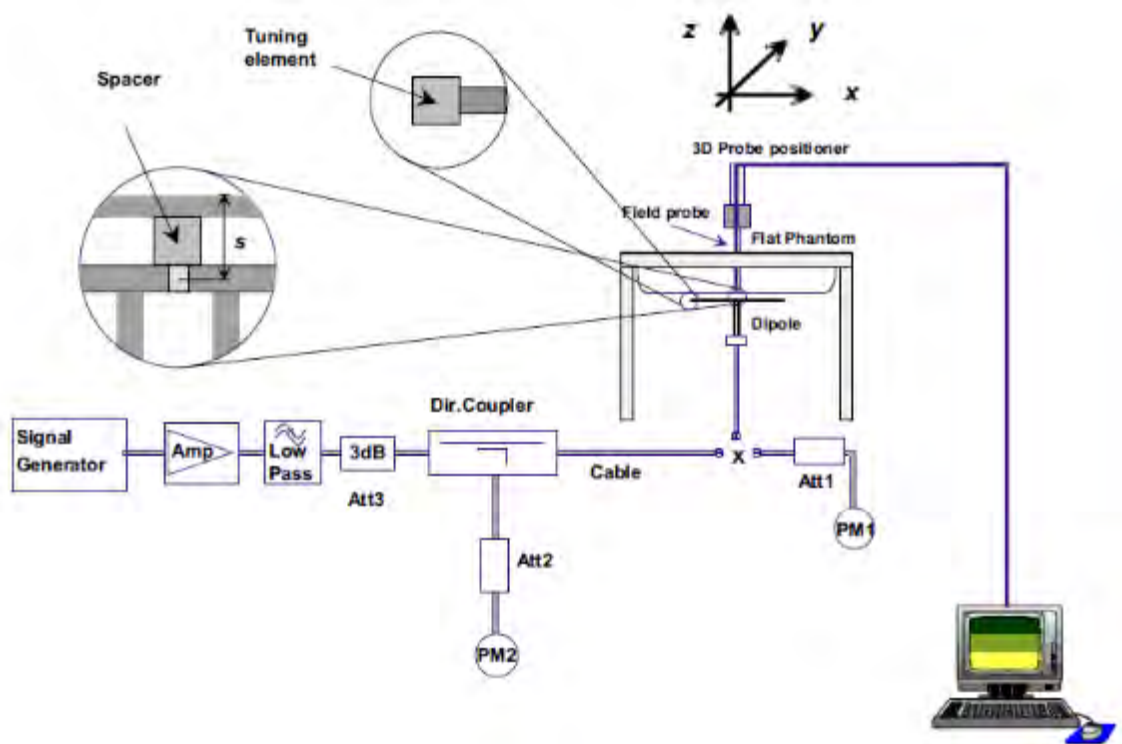
f (886-2) 2298-0488

www.tw.sgs.com

Member of SGS Group

6.2 SAR System Check

The microwave circuit arrangement for system check is sketched in bellow figure. The daily system accuracy verification occurs within the flat section of the SAM phantom. A SAR measurement was performed to see if the measured SAR was within $\pm 10\%$ from the target SAR values. The tests were conducted on the same days as the measurement of the EUT. The obtained results from the system accuracy verification are displayed in the following table. During the tests, the ambient temperature of the laboratory was in the range $22\pm 2^{\circ}\text{C}$, the relative humidity was in the range 60% and the liquid depth above the ear reference points was above 15 cm in all the cases. It is seen that the system is operating within its specification, as the results are within acceptable tolerance of the reference values.



F-12. the microwave circuit arrangement used for SAR system check

Unless otherwise stated the results shown in this test report refer only to the sample(s) tested and such sample(s) are retained for 90 days only.

除非另有說明，此報告結果僅對測試之樣品負責，同時此樣品僅保留90天。本報告未經本公司書面許可，不可部份複製。

This document is issued by the Company subject to its General Conditions of Service printed overleaf, available on request or accessible at www.sgs.com/terms_and_conditions.htm and, for electronic format documents, subject to Terms and Conditions for Electronic Documents at www.sgs.com/terms_e-document.htm. Attention is drawn to the limitation of liability, indemnification and jurisdiction issues defined therein. Any holder of this document is advised that information contained hereon reflects the Company's findings at the time of its intervention only and within the limits of Client's instructions, if any. The Company's sole responsibility is to its Client and this document does not exonerate parties to a transaction from exercising all their rights and obligations under the transaction documents. This document cannot be reproduced except in full, without prior written approval of the Company. Any unauthorized alteration, forgery or falsification of the content or appearance of this document is unlawful and offenders may be prosecuted to the fullest extent of the law.

SGS Taiwan Ltd.

No.134, Wu Kung Road, New Taipei Industrial Park, Wuku District, New Taipei City, Taiwan 24803/新北市五股區新北產業園區五工路 134 號

台灣檢驗科技股份有限公司

t (886-2) 2299-3279

f (886-2) 2298-0488

www.tw.sgs.com

Member of SGS Group

6.2.1 Justification for Extended SAR Dipole Calibrations

1) Referring to KDB865664 D01 requirements for dipole calibration, instead of the typical annual calibration recommended by measurement standards, longer calibration intervals of up to three years may be considered when it is demonstrated that the SAR target, impedance and return loss of a dipole have remain stable according to the following requirements. Each measured dipole is expected to evaluate with the following criteria at least on annual interval in Appendix C.

- a) There is no physical damage on the dipole;
- b) System check with specific dipole is within 10% of calibrated value;
- c) Return-loss is within 10% of calibrated measurement;
- d) Impedance is within 5Ω from the previous measurement.

2) Network analyzer probe calibration against air, distilled water and a shorting block performed before measuring liquid parameters.

Unless otherwise stated the results shown in this test report refer only to the sample(s) tested and such sample(s) are retained for 90 days only.

除非另有說明，此報告結果僅對測試之樣品負責，同時此樣品僅保留90天。本報告未經本公司書面許可，不可部份複製。

This document is issued by the Company subject to its General Conditions of Service printed overleaf, available on request or accessible at www.sgs.com/terms_and_conditions.htm and, for electronic format documents, subject to Terms and Conditions for Electronic Documents at www.sgs.com/terms_e-document.htm. Attention is drawn to the limitation of liability, indemnification and jurisdiction issues defined therein. Any holder of this document is advised that information contained hereon reflects the Company's findings at the time of its intervention only and within the limits of Client's instructions, if any. The Company's sole responsibility is to its Client and this document does not exonerate parties to a transaction from exercising all their rights and obligations under the transaction documents. This document cannot be reproduced except in full, without prior written approval of the Company. Any unauthorized alteration, forgery or falsification of the content or appearance of this document is unlawful and offenders may be prosecuted to the fullest extent of the law.

SGS Taiwan Ltd.

台灣檢驗科技股份有限公司

No.134,Wu Kung Road, New Taipei Industrial Park, Wuku District, New Taipei City, Taiwan 24803/新北市五股區新北產業園區五工路 134 號

t (886-2) 2299-3279

f (886-2) 2298-0488

www.tw.sgs.com

Member of SGS Group

6.2.2 Summary System Check Result(s)

Validation Kit		Measured SAR 250mW	Measured SAR 250mW	Measured SAR (normalized to 1w)	Measured SAR (normalized to 1w)	Target SAR (normalized to 1w) (±10%)	Target SAR (normalized to 1w) (±10%)	Liquid Temp. (°C)	Measured Date
		1g (W/kg)	10g (W/kg)	1g (W/kg)	10g (W/kg)	1-g(W/kg)	10-g(W/kg)		
D835V2	Head	2.28	1.49	9.12	5.96	9.59 (8.63~10.55)	6.29 (5.66~6.92)	22.1	2017/11/11
	Body	2.54	1.68	10.16	6.72	9.65 (8.69~10.62)	6.46 (5.81~7.11)	22.1	2017/11/12
D1900V2	Head	10.7	5.54	42.8	22.16	40.7 (36.63~44.77)	21.1 (18.99~23.21)	22.3	2017/11/15
	Body	10.3	5.47	41.2	21.88	41.6 (37.44~45.76)	21.4 (19.26~23.54)	22.3	2017/11/14
D2450V2	Head	13.5	6.21	54	24.84	53.1 (47.79~58.41)	24.9 (22.41~27.39)	22	2017/11/22
	Body	12.4	5.8	49.6	23.2	51.0 (45.9~56.1)	23.5 (21.15~25.85)	22	2017/11/23
D2600V2	Head	14.7	6.46	58.8	25.84	56.6 (50.94~62.26)	25.4 (22.86~27.94)	22.1	2017/11/21
	Body	13	5.89	52	23.56	54.2 (48.78~59.62)	24.3 (21.87~26.73)	22.1	2017/11/22

Table 5 : SAR System Check Result

6.2.3 Detailed System Check Results

Please see the Appendix A

Unless otherwise stated the results shown in this test report refer only to the sample(s) tested and such sample(s) are retained for 90 days only.

除非另有說明，此報告結果僅對測試之樣品負責，同時此樣品僅保留90天。本報告未經本公司書面許可，不可部份複製。

This document is issued by the Company subject to its General Conditions of Service printed overleaf, available on request or accessible at www.sgs.com/terms_and_conditions.htm and, for electronic format documents, subject to Terms and Conditions for Electronic Documents at www.sgs.com/terms_e-document.htm. Attention is drawn to the limitation of liability, indemnification and jurisdiction issues defined therein. Any holder of this document is advised that information contained hereon reflects the Company's findings at the time of its intervention only and within the limits of Client's instructions, if any. The Company's sole responsibility is to its Client and this document does not exonerate parties to a transaction from exercising all their rights and obligations under the transaction documents. This document cannot be reproduced except in full, without prior written approval of the Company. Any unauthorized alteration, forgery or falsification of the content or appearance of this document is unlawful and offenders may be prosecuted to the fullest extent of the law.

SGS Taiwan Ltd.

No.134,Wu Kung Road, New Taipei Industrial Park, Wuku District, New Taipei City, Taiwan 24803/新北市五股區新北產業園區五工路 134 號

台灣檢驗科技股份有限公司

t (886-2) 2299-3279

f (886-2) 2298-0488

www.tw.sgs.com

Member of SGS Group

7 Test Configuration

7.1 3G SAR Test Reduction Procedure

According to KDB 941225D01, in the following procedures, the mode tested for SAR is referred to as the primary mode. The equivalent modes considered for SAR test reduction are denoted as secondary modes. Both primary and secondary modes must be in the same frequency band. When the maximum output power and tune-up tolerance specified for production units in a secondary mode is $\leq \frac{1}{4}$ dB higher than the primary mode or when the highest reported SAR of the primary mode is scaled by the ratio of specified maximum output power and tune-up tolerance of secondary to primary mode and the adjusted SAR is ≤ 1.2 W/kg, SAR measurement is not required for the secondary mode. This is referred to as the 3G SAR test reduction procedure in the following SAR test guidance, where the primary mode is identified in the applicable wireless mode test procedures and the secondary mode is wireless mode being considered for SAR test reduction by that procedure. When the 3G SAR test reduction procedure is not satisfied, it is identified as "otherwise" in the applicable procedures; SAR measurement is required for the secondary mode.

7.2 Operation Configurations

7.2.1 GSM Test Configuration

SAR tests for GSM 850 and GSM 1900, a communication link is set up with a base station by air link. Using CMU200 the power level is set to "5" and "0" in SAR of GSM 850 and GSM 1900. The tests in the band of GSM 850 and GSM 1900 are performed in the mode of GPRS/EGPRS function. Since the GPRS class is 12 for this EUT, it has at most 4 timeslots in uplink and at most 4 timeslots in downlink, the maximum total timeslot is 5. The EGPRS class is 12 for this EUT, it has at most 4 timeslots in uplink, and at most 4 timeslots in downlink, the maximum total timeslot is 5.

SAR test reduction for GPRS and EDGE modes is determined by the source-based time-averaged output power specified for production units, including tune-up tolerance. The data mode with highest specified time-averaged output power should be tested for SAR compliance in the applicable exposure conditions. For modes with the same specified maximum output power and tolerance, the higher number time-slot configuration should be tested.

When SAR tests for EGPRS mode is necessary, GMSK modulation should be used to minimize SAR measurement error due to higher peak-to-average power (PAR) ratios inherent in 8-PSK.

The 3G SAR test reduction procedure is applied to 8-PSK EDGE with GMSK GPRS/EDGE as the primary mode

Unless otherwise stated the results shown in this test report refer only to the sample(s) tested and such sample(s) are retained for 90 days only.

除非另有說明，此報告結果僅對測試之樣品負責，同時此樣品僅保留90天。本報告未經本公司書面許可，不可部份複製。

This document is issued by the Company subject to its General Conditions of Service printed overleaf, available on request or accessible at www.sgs.com/terms_and_conditions.htm and, for electronic format documents, subject to Terms and Conditions for Electronic Documents at www.sgs.com/terms_e-document.htm. Attention is drawn to the limitation of liability, indemnification and jurisdiction issues defined therein. Any holder of this document is advised that information contained hereon reflects the Company's findings at the time of its intervention only and within the limits of Client's instructions, if any. The Company's sole responsibility is to its Client and this document does not exonerate parties to a transaction from exercising all their rights and obligations under the transaction documents. This document cannot be reproduced except in full, without prior written approval of the Company. Any unauthorized alteration, forgery or falsification of the content or appearance of this document is unlawful and offenders may be prosecuted to the fullest extent of the law.

SGS Taiwan Ltd.

台灣檢驗科技股份有限公司

No.134, Wu Kung Road, New Taipei Industrial Park, Wuku District, New Taipei City, Taiwan 24803/新北市五股區新北產業園區五工路 134 號

t (886-2) 2299-3279

f (886-2) 2298-0488

www.tw.sgs.com

Member of SGS Group

7.2.2 WCDMA Test Configuration

1) . Output Power Verification

Maximum output power is verified on the high, middle and low channels according to procedures described in section 5.2 of 3GPP TS 34.121, using the appropriate RMC or AMR with TPC (transmit power control) set to all "1's" for WCDMA/HSDPA or by applying the required inner loop power control procedures to maintain maximum output power while HSUPA is active. Results for all applicable physical channel configurations (DPCCH, DPDCHn and spreading codes, HSDPA, HSPA) are required in the SAR report. All configurations that are not supported by the handset or cannot be measured due to technical or equipment limitations must be clearly identified.

2) . Head SAR

SAR for next to the ear head exposure is measured using a 12.2 kbps RMC with TPC bits configured to all "1's". The 3G SAR test reduction procedure is applied to AMR configurations with 12.2 kbps RMC as the primary mode. Otherwise, SAR is measured for 12.2 kbps AMR in 3.4 kbps SRB (signaling radio bearer) using the highest reported SAR configuration in 12.2 kbps RMC for head exposure

3) . Body SAR

SAR for body configurations is measured using a 12.2 kbps RMC with TPC bits configured to all "1's". The 3G SAR test reduction procedure is applied to other spreading codes and multiple DPDCHn configurations supported by the handset with 12.2 kbps RMC as the primary mode. Otherwise, SAR is measured using an applicable RMC configuration with the corresponding spreading code or DPDCHn, for the highest reported body-worn accessory exposure SAR configuration in 12.2 kbps RMC. When more than 2 DPDCHn are supported by the handset, it may be necessary to configure additional DPDCHn using FTM (Factory Test Mode) or other chipset based test approaches with parameters similar to those used in 384 kbps and 768 kbps RMC.

4) . HSDPA / HSUPA / DC-HSDPA

According to KDB 941225 D01, RMC 12.2kbps setting is used to evaluate SAR. If the maximum output power and tune-up tolerance specified for production units in HSDPA / HSUPA / DC-HSDPA is $\leq \frac{1}{4}$ dB higher than RMC 12.2Kbps or when the highest reported SAR of the RMC12.2Kbps is scaled by the ratio of specified maximum output power and tune-up tolerance of HSDPA / HSUPA / DC-HSDPA to RMC12.2Kbps and the adjusted SAR is ≤ 1.2 W/kg, SAR measurement is not required for HSDPA / HSUPA / DC-HSDPA

a) HSDPA

HSDPA is configured according to the applicable UE category of a test device. The number of HS-DSCH/HS-PDSCHs, HARQ processes, minimum inter-TTI interval, transport block sizes and RV coding sequence are defined by the H-set. To maintain a consistent test configuration and stable transmission conditions, QPSK is used in the H-set for SAR testing. HS-DPCCH should be configured with a CQI feedback cycle of 4 ms and a CQI repetition factor of 2 to maintain a constant rate of active CQI slots. DPCCH and DPDCH gain factors (β_c , β_d), and HS-DPCCH power offset parameters (Δ_{ACK} , Δ_{NACK} , Δ_{CQI}) are set according to values indicated in the following table. The CQI value is determined by the UE category, transport block size, number of HS-PDSCHs and modulation used in the H-set.

Unless otherwise stated the results shown in this test report refer only to the sample(s) tested and such sample(s) are retained for 90 days only.

除非另有說明，此報告結果僅對測試之樣品負責，同時此樣品僅保留90天。本報告未經本公司書面許可，不可部份複製。

This document is issued by the Company subject to its General Conditions of Service printed overleaf, available on request or accessible at www.sgs.com/terms_and_conditions.htm and, for electronic format documents, subject to Terms and Conditions for Electronic Documents at www.sgs.com/terms_e-document.htm. Attention is drawn to the limitation of liability, indemnification and jurisdiction issues defined therein. Any holder of this document is advised that information contained hereon reflects the Company's findings at the time of its intervention only and within the limits of Client's instructions, if any. The Company's sole responsibility is to its Client and this document does not exonerate parties to a transaction from exercising all their rights and obligations under the transaction documents. This document cannot be reproduced except in full, without prior written approval of the Company. Any unauthorized alteration, forgery or falsification of the content or appearance of this document is unlawful and offenders may be prosecuted to the fullest extent of the law.

SGS Taiwan Ltd.

台灣檢驗科技股份有限公司

No.134,Wu Kung Road, New Taipei Industrial Park, Wuku District, New Taipei City, Taiwan 24803/新北市五股區新北產業園區五工路 134 號

t (886-2) 2299-3279

f (886-2) 2298-0488

www.tw.sgs.com

Member of SGS Group

Sub-test	β_c	Bd	β_d (SF)	β_c/β_d	β_{hs}	CM(dB)	MPR (dB)
1	2/15	15/15	64	2/15	4/15	0.0	0
2	12/15(3)	15/15(3)	64	12/15(3)	24/15	1.0	0
3	15/15	8/15	64	15/8	30/15	1.5	0.5
4	15/15	4/15	64	15/4	30/15	1.5	0.5
<p>Note1: ΔACK, $\Delta NACK$ and $\Delta CQI = 8$ $A_{hs} = \beta_{hs}/\beta_c = 30/15$ $\beta_{hs} = 30/15 * \beta_c$</p> <p>Note2: For the HS-DPCCH power mask requirement test in clause 5.2C, 5.7A, and the Error Vector Magnitude (EVM) with HS-DPCCH test in clause 5.13.1.A, and HSDPA EVM with phase discontinuity in clause 5.13.1AA, ΔACK and $\Delta NACK = 8$ ($A_{hs} = 30/15$) with $\beta_{hs} = 30/15 * \beta_c$, and $\Delta CQI = 7$ ($A_{hs} = 24/15$) with $\beta_{hs} = 24/15 * \beta_c$.</p> <p>Note3: CM=1 for $\beta_c/\beta_d = 12/15$, $\beta_{hs}/\beta_c = 24/15$. For all other combinations of DPDCH, DPCCH and HS-DPCCH the MPR is based on the relative CM difference. This is applicable for only UEs that support HSDPA in release 6 and later releases.</p>							

The measurements were performed with a Fixed Reference Channel (FRC) and H-Set 1 QPSK.

Parameter	Value
Nominal average inf. bit rate	534 kbit/s
Inter-TTI Distance	3 TTI"s
Number of HARQ Processes	2 Processes
Information Bit Payload	3202 Bits
MAC-d PDU size	336 Bits
Number Code Blocks	1 Block
Binary Channel Bits Per TTI	4800 Bits
Total Available SMLs in UE	19200 SMLs
Number of SMLs per HARQ Process	9600 SMLs
Coding Rate	0.67
Number of Physical Channel Codes	5

Table 6 : settings of required H-Set 1 QPSK acc. to 3GPP 34.121

Unless otherwise stated the results shown in this test report refer only to the sample(s) tested and such sample(s) are retained for 90 days only.

除非另有說明，此報告結果僅對測試之樣品負責，同時此樣品僅保留90天。本報告未經本公司書面許可，不可部份複製。

This document is issued by the Company subject to its General Conditions of Service printed overleaf, available on request or accessible at www.sgs.com/terms_and_conditions.htm and, for electronic format documents, subject to Terms and Conditions for Electronic Documents at www.sgs.com/terms_e-document.htm. Attention is drawn to the limitation of liability, indemnification and jurisdiction issues defined therein. Any holder of this document is advised that information contained hereon reflects the Company's findings at the time of its intervention only and within the limits of Client's instructions, if any. The Company's sole responsibility is to its Client and this document does not exonerate parties to a transaction from exercising all their rights and obligations under the transaction documents. This document cannot be reproduced except in full, without prior written approval of the Company. Any unauthorized alteration, forgery or falsification of the content or appearance of this document is unlawful and offenders may be prosecuted to the fullest extent of the law.

HS-DSCH Category	Maximum HS-DSCH Codes Received	Minimum Inter-TTI Interval	MaximumH S-DSCH Transport BlockBits/HS-DSCH TTI	Total Soft Channel Bits
1	5	3	7298	19200
2	5	3	7298	28800
3	5	2	7298	28800
4	5	2	7298	38400
5	5	1	7298	57600
6	5	1	7298	67200
7	10	1	14411	115200
8	10	1	14411	134400
9	15	1	25251	172800
10	15	1	27952	172800
11	5	2	3630	14400
12	5	1	3630	28800
13	15	1	34800	259200
14	15	1	42196	259200
15	15	1	23370	345600
16	15	1	27952	345600

Table 7 : HSDPA UE category

b) HSUPA

Due to inner loop power control requirements in HSUPA, a commercial communication test set should be used for the output power and SAR tests. The 12.2 kbps RMC, FRC H-set 1 and E-DCH configurations for HSUPA should be configured according to the values indicated below as well as other applicable procedures described in the „WCDMA Handset“ and „Release 5 HSUPA Data Device“ sections of 3G device.

Unless otherwise stated the results shown in this test report refer only to the sample(s) tested and such sample(s) are retained for 90 days only.

除非另有說明，此報告結果僅對測試之樣品負責，同時此樣品僅保留90天。本報告未經本公司書面許可，不可部份複製。

This document is issued by the Company subject to its General Conditions of Service printed overleaf, available on request or accessible at www.sgs.com/terms_and_conditions.htm and, for electronic format documents, subject to Terms and Conditions for Electronic Documents at www.sgs.com/terms_e-document.htm. Attention is drawn to the limitation of liability, indemnification and jurisdiction issues defined therein. Any holder of this document is advised that information contained hereon reflects the Company's findings at the time of its intervention only and within the limits of Client's instructions, if any. The Company's sole responsibility is to its Client and this document does not exonerate parties to a transaction from exercising all their rights and obligations under the transaction documents. This document cannot be reproduced except in full, without prior written approval of the Company. Any unauthorized alteration, forgery or falsification of the content or appearance of this document is unlawful and offenders may be prosecuted to the fullest extent of the law.

SGS Taiwan Ltd.

No.134,Wu Kung Road, New Taipei Industrial Park, Wuku District, New Taipei City, Taiwan 24803/新北市五股區新北產業園區五工路 134 號

台灣檢驗科技股份有限公司

t (886-2) 2299-3279

f (886-2) 2298-0488

www.tw.sgs.com

Member of SGS Group

Sub-test ^⓪	β_c ^⓪	β_d ^⓪	β_d (SF) ^⓪	β_c/β_d ^⓪	β_{hs} ⁽¹⁾ ^⓪	β_{ac} ^⓪	β_{ad} ^⓪	β_c ^(⓪) (SF) ^⓪	β_{ad} ^(⓪) (code) ^⓪	CM ⁽²⁾ ^(⓪) (dB) ^⓪	MP R ^(⓪) (dB) ^⓪	AG ⁽⁴⁾ ^(⓪) Inde ^x ^⓪	E-TFC I ^⓪
1 ^⓪	11/15 ⁽³⁾ ^⓪	15/15 ⁽³⁾ ^⓪	64 ^⓪	11/15 ⁽³⁾ ^⓪	22/15 ^⓪	209/225 ^⓪	1039/225 ^⓪	4 ^⓪	1 ^⓪	1.0 ^⓪	0.0 ^⓪	20 ^⓪	75 ^⓪
2 ^⓪	6/15 ^⓪	15/15 ^⓪	64 ^⓪	6/15 ^⓪	12/15 ^⓪	12/15 ^⓪	94/75 ^⓪	4 ^⓪	1 ^⓪	3.0 ^⓪	2.0 ^⓪	12 ^⓪	67 ^⓪
3 ^⓪	15/15 ^⓪	9/15 ^⓪	64 ^⓪	15/9 ^⓪	30/15 ^⓪	30/15 ^⓪	$\beta_{ad1}:47/15$ ^⓪ $\beta_{ad2}:47/15$ ^⓪	4 ^⓪	2 ^⓪	2.0 ^⓪	1.0 ^⓪	15 ^⓪	92 ^⓪
4 ^⓪	2/15 ^⓪	15/15 ^⓪	64 ^⓪	2/15 ^⓪	4/15 ^⓪	2/15 ^⓪	56/75 ^⓪	4 ^⓪	1 ^⓪	3.0 ^⓪	2.0 ^⓪	17 ^⓪	71 ^⓪
5 ^⓪	15/15 ⁽⁴⁾ ^⓪	15/15 ⁽⁴⁾ ^⓪	64 ^⓪	15/15 ⁽⁴⁾ ^⓪	30/15 ^⓪	24/15 ^⓪	134/15 ^⓪	4 ^⓪	1 ^⓪	1.0 ^⓪	0.0 ^⓪	21 ^⓪	81 ^⓪
Note 1: ΔACK , $\Delta NACK$ and $\Delta CQI=8$ $A_{hs} = \beta_{hs}/\beta_c = 30/15$ $\beta_{hs} = 30/15 * \beta_c$ Note 2: CM = 1 for $\beta_c/\beta_d = 12/15$, $\beta_{hs}/\beta_c = 24/15$. For all other combinations of DPDCH, DPCCH, HS-DPCCH, E-DPDCH and E-DPCCH the MPR is based on the relative CM difference ^⓪ Note 3 : For subtest 1 the β_c/β_d ratio of 11/15 for the TFC during the measurement period (TF1, TF0) is achieved by setting the signalled gain factors for the reference TFC (TF1, TF1) to $\beta_c = 10/15$ and $\beta_d = 15/15$ ^⓪ Note 4 : For subtest 5 the β_c/β_d ratio of 15/15 for the TFC during the measurement period (TF1, TF0) is achieved by setting the signalled gain factors for the reference TFC (TF1, TF1) to $\beta_c = 14/15$ and $\beta_d = 15/15$ ^⓪ Note 5 : Testing UE using E-DPDCH Physical Layer category 1 Sub-test 3 is not required according to TS 25.306 Table 5.1g ^⓪ Note 6: β_{ad} can not be set directly; it is set by Absolute Grant Value. ^⓪													

Table 8 : Subtests for UMTS Release 6 HSUPA

UE E-DCH Category	Maximum E-DCH Codes Transmitted	Number of HARQ Processes	E-DCH TTI(ms)	Minimum Spreading Factor	Maximum E-DCH Transport Block Bits	Max Rate (Mbps)
1	1	4	10	4	7110	0.7296
2	2	8	2	4	2798	1.4592
	2	4	10	4	14484	
3	2	4	10	4	14484	1.4592
4	2	8	2	2	5772	2.9185
	2	4	10	2	20000	2.00
5	2	4	10	2	20000	2.00
6 (No DPDCH)	4	8	10	2SF2&2SF	11484	5.76
	4	4	2	4	20000	2.00
7 (No DPDCH)	4	8	2	2SF2&2SF	22996	?
	4	4	10	4	20000	?
NOTE: When 4 codes are transmitted in parallel, two codes shall be transmitted with SF2 and two with SF4. UE categories 1 to 6 support QPSK only. UE category 7 supports QPSK and 16QAM. (TS25.306-7.3.0).						

Table 9 : HSUPA UE category

Unless otherwise stated the results shown in this test report refer only to the sample(s) tested and such sample(s) are retained for 90 days only.

除非另有說明，此報告結果僅對測試之樣品負責，同時此樣品僅保留90天。本報告未經本公司書面許可，不可部份複製。

This document is issued by the Company subject to its General Conditions of Service printed overleaf, available on request or accessible at www.sgs.com/terms_and_conditions.htm and, for electronic format documents, subject to Terms and Conditions for Electronic Documents at www.sgs.com/terms_e-document.htm. Attention is drawn to the limitation of liability, indemnification and jurisdiction issues defined therein. Any holder of this document is advised that information contained hereon reflects the Company's findings at the time of its intervention only and within the limits of Client's instructions, if any. The Company's sole responsibility is to its Client and this document does not exonerate parties to a transaction from exercising all their rights and obligations under the transaction documents. This document cannot be reproduced except in full, without prior written approval of the Company. Any unauthorized alteration, forgery or falsification of the content or appearance of this document is unlawful and offenders may be prosecuted to the fullest extent of the law.

c) DC-HSDPA

SAR is required for Rel. 8 DC-HSDPA when SAR is required for Rel. 5 HSDPA; otherwise, the 3G SAR test reduction procedure is applied to DC-HSDPA with 12.2 kbps RMC as the primary mode. Power is measured for DC-HSDPA according to the H-Set 12, FRC configuration in Table C.8.1.12 of 3GPP TS 34.121-1 to determine SAR test reduction. A primary and a Second serving HS-DSCH Cell are required to perform the power measurement and for the results to be acceptable.

The following tests were completed according to procedures in section 7.3.13 of 3GPP TS 34.108 v9.5.0.

A summary of these settings are illustrated below:

Downlink Physical Channels are set as per 3GPP TS34.121-1 v9.0.0 E.5.0

Table E.5.0: Levels for HSDPA connection setup

Parameter During Connection setup	Unit	Value
P-CPICH_Ec/Ior	dB	-10
P-CCPCH and SCH_Ec/Ior	dB	-12
PICH_Ec/Ior	dB	-15
HS-PDSCH	dB	off
HS-SCCH_1	dB	off
DPCH_Ec/Ior	dB	-5
OCNS_Ec/Ior	dB	-3.1

Call is set up as per 3GPP TS34.108 v9.5.0 sub clause 7.3.13.

The configurations of the fixed reference channels for HSDPA RF tests are described in 3GPP TS 34.121, annex C for FDD and 3GPP TS 34.122.

The measurements were performed with a Fixed Reference Channel (FRC) H-Set 12 with QPSK.

Parameter	Value
Nominal average inf. bit rate	60 kbit/s
Inter-TTI Distance	1 TTI's
Number of HARQ Processes	6 Processes
Information Bit Payload	120 Bits
Number Code Blocks	1 Block
Binary Channel Bits Per TTI	960 Bits
Total Available SMLs in UE	19200 SMLs
Number of SMLs per HARQ Process	3200 SMLs
Coding Rate	0.15
Number of Physical Channel Codes	1

Table 10 : settings of required H-Set 12 QPSK acc. to 3GPP 34.121

Note:

1. The RMC is intended to be used for DC-HSDPA mode and both cells shall transmit with identical parameters as listed in the table above.
2. Maximum number of transmission is limited to 1, i.e., retransmission is not allowed. The redundancy and constellation version 0 shall be used.

Unless otherwise stated the results shown in this test report refer only to the sample(s) tested and such sample(s) are retained for 90 days only.

除非另有說明，此報告結果僅對測試之樣品負責，同時此樣品僅保留90天。本報告未經本公司書面許可，不可部份複製。

This document is issued by the Company subject to its General Conditions of Service printed overleaf, available on request or accessible at www.sgs.com/terms_and_conditions.htm and, for electronic format documents, subject to Terms and Conditions for Electronic Documents at www.sgs.com/terms_e-document.htm. Attention is drawn to the limitation of liability, indemnification and jurisdiction issues defined therein. Any holder of this document is advised that information contained hereon reflects the Company's findings at the time of its intervention only and within the limits of Client's instructions, if any. The Company's sole responsibility is to its Client and this document does not exonerate parties to a transaction from exercising all their rights and obligations under the transaction documents. This document cannot be reproduced except in full, without prior written approval of the Company. Any unauthorized alteration, forgery or falsification of the content or appearance of this document is unlawful and offenders may be prosecuted to the fullest extent of the law.

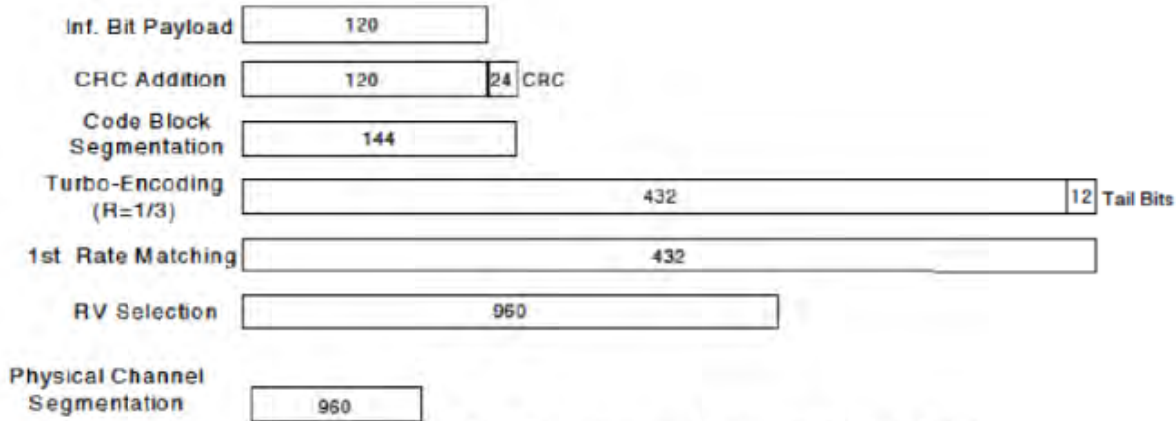


Figure C.8.19: Coding rate for Fixed reference Channel H-Set 12 (QPSK)

The following 4 Sub-tests for HSDPA were completed according to Release 5 procedures. A summary of subtest settings are illustrated below:

Sub-test ^a	β_c ^a	β_d ^a	β_d (SF) ^a	β_c/β_d ^a	$\beta_{hs}(1)$ ^a	CM(dB)(2) ^a	MPR (dB) ^a
1 ^a	2/15 ^a	15/15 ^a	64 ^a	2/15 ^a	4/15 ^a	0.0 ^a	0 ^a
2 ^a	12/15(3) ^a	15/15(3) ^a	64 ^a	12/15(3) ^a	24/15 ^a	1.0 ^a	0 ^a
3 ^a	15/15 ^a	8/15 ^a	64 ^a	15/8 ^a	30/15 ^a	1.5 ^a	0.5 ^a
4 ^a	15/15 ^a	4/15 ^a	64 ^a	15/4 ^a	30/15 ^a	1.5 ^a	0.5 ^a

Note 1: ΔACK , $\Delta NACK$ and $\Delta CQI=8$ $A_{hs}=\beta_{hs}/\beta_c=30/15$ $\beta_{hs}=30/15 * \beta_c$
Note 2: CM=1 for $\beta_c/\beta_d=12/15$, $\beta_{hs}/\beta_c=24/15$. For all other combinations of DPDCH, DPCCCH and HS-DPCCH the MPR is based on the relative CM difference. This is applicable for only UEs that support HSDPA in release 6 and later releases.
Note 3: For subtest 2 the β_c/β_d ratio of 12/15 for the TFC during the measurement period (TF1, TF0) is achieved by setting the signalled gain factors for the reference TFC (TF1, TF1) to $\beta_c=11/15$ and $\beta_d=15/15$

Up commands are set continuously to set the UE to Max power.

Note:

1. The Dual Carriers transmission only applies to HSDPA physical channels
2. The Dual Carriers belong to the same Node and are on adjacent carriers.
3. The Dual Carriers do not support MIMO to serve UEs configured for dual cell operation
4. The Dual Carriers operate in the same frequency band.
5. The device doesn't support the modulation of 16QAM in uplink but 64QAM in downlink for DC-HSDPA mode.
6. The device doesn't support carrier aggregation for it just can operate in Release 8.

Unless otherwise stated the results shown in this test report refer only to the sample(s) tested and such sample(s) are retained for 90 days only.

除非另有說明，此報告結果僅對測試之樣品負責，同時此樣品僅保留90天。本報告未經本公司書面許可，不可部份複製。

This document is issued by the Company subject to its General Conditions of Service printed overleaf, available on request or accessible at www.sgs.com/terms_and_conditions.htm and, for electronic format documents, subject to Terms and Conditions for Electronic Documents at www.sgs.com/terms_e-document.htm. Attention is drawn to the limitation of liability, indemnification and jurisdiction issues defined therein. Any holder of this document is advised that information contained hereon reflects the Company's findings at the time of its intervention only and within the limits of Client's instructions, if any. The Company's sole responsibility is to its Client and this document does not exonerate parties to a transaction from exercising all their rights and obligations under the transaction documents. This document cannot be reproduced except in full, without prior written approval of the Company. Any unauthorized alteration, forgery or falsification of the content or appearance of this document is unlawful and offenders may be prosecuted to the fullest extent of the law.

SGS Taiwan Ltd.

No.134,Wu Kung Road, New Taipei Industrial Park, Wuku District, New Taipei City, Taiwan 24803/新北市五股區新北產業園區五工路 134 號

台灣檢驗科技股份有限公司

t (886-2) 2299-3279

f (886-2) 2298-0488

www.tw.sgs.com

Member of SGS Group

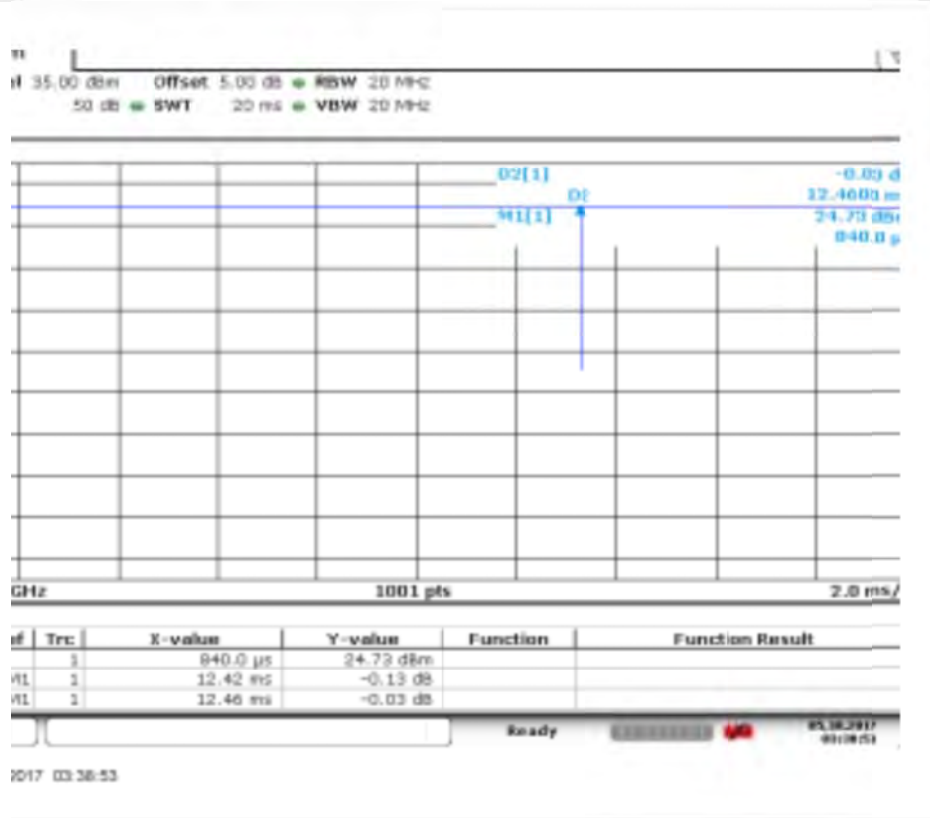
7.2.3 WiFi Test Configuration

A Wi-Fi device must be configured to transmit continuously at the required data rate, channel bandwidth and signal modulation, using the highest transmission duty factor supported by the test mode tools for SAR measurement.

7.2.3.1 Duty cycle

Wi-Fi 2.4GHz 802.11b:

duty cycle = $12.42 / 12.46 = 99.7\%$



Unless otherwise stated the results shown in this test report refer only to the sample(s) tested and such sample(s) are retained for 90 days only.

除非另有說明，此報告結果僅對測試之樣品負責，同時此樣品僅保留90天。本報告未經本公司書面許可，不可部份複製。

This document is issued by the Company subject to its General Conditions of Service printed overleaf, available on request or accessible at www.sgs.com/terms_and_conditions.htm and, for electronic format documents, subject to Terms and Conditions for Electronic Documents at www.sgs.com/terms_e-document.htm. Attention is drawn to the limitation of liability, indemnification and jurisdiction issues defined therein. Any holder of this document is advised that information contained hereon reflects the Company's findings at the time of its intervention only and within the limits of Client's instructions, if any. The Company's sole responsibility is to its Client and this document does not exonerate parties to a transaction from exercising all their rights and obligations under the transaction documents. This document cannot be reproduced except in full, without prior written approval of the Company. Any unauthorized alteration, forgery or falsification of the content or appearance of this document is unlawful and offenders may be prosecuted to the fullest extent of the law.

7.2.3.2 Initial Test Position SAR Test Reduction Procedure

DSSS and OFDM configurations are considered separately according to the required SAR procedures. SAR is measured in the initial test position using the 802.11 transmission mode configuration required by the DSSS procedure or initial test configuration and subsequent test configuration(s) according to the OFDM procedures. The initial test position procedure is described in the following:

- 1) . When the reported SAR of the initial test position is ≤ 0.4 W/kg, further SAR measurement is not required for the other (remaining) test positions in that exposure configuration and 802.11 transmission mode combinations within the frequency band or aggregated band. SAR is also not required for that exposure configuration in the subsequent test configuration(s).
- 2) . When the reported SAR of the initial test position is > 0.4 W/kg, SAR is repeated for the 802.11 transmission mode configuration tested in the initial test position using subsequent highest extrapolated or estimated 1-g SAR conditions determined by area scans or next closest/smallest test separation distance and maximum RF coupling test positions based on manufacturer justification, on the highest maximum output power channel, until the reported SAR is ≤ 0.8 W/kg or all required test positions (left, right, touch, tilt or subsequent surfaces and edges) are tested.
- 3) . For all positions/configurations tested using the initial test position and subsequent test positions, when the reported SAR is > 0.8 W/kg, SAR is measured for these test positions/configurations on the subsequent next highest measured output power channel(s) until the reported SAR is ≤ 1.2 W/kg or all required channels are tested. a) Additional power measurements may be required for this step, which should be limited to those necessary for identifying the subsequent highest output power channels.

7.2.3.3 Initial Test Configuration Procedures

An initial test configuration is determined for OFDM transmission modes according to the channel bandwidth, modulation and data rate combination(s) with the highest maximum output power specified for production units in each standalone and aggregated frequency band. SAR is measured using the highest measured maximum output power channel. For configurations with the same specified or measured maximum output power, additional transmission mode and test channel selection procedures are required. SAR test reduction for subsequent highest output test channels is determined according to *reported* SAR of the initial test configuration.

For next to the ear, hotspot mode and UMC mini-tablet exposure configurations where multiple test positions are required, the initial test position procedure is applied to minimize the number of test positions required for SAR measurement using the initial test configuration transmission mode. For fixed exposure conditions that do not have multiple SAR test positions, SAR is measured in the transmission mode determined by the initial test configuration.

When the *reported* SAR of the initial test configuration is > 0.8 W/kg, SAR measurement is required for subsequent next highest measured output power channel(s) in the initial test configuration until *reported* SAR is ≤ 1.2 W/kg or all required channels are tested.

7.2.3.4 Subsequent Test Configuration Procedures

SAR measurement requirements for the remaining 802.11 transmission mode configurations that have not been tested in the initial test configuration are determined separately for each standalone and aggregated frequency band, in each exposure condition, according to the maximum output power specified for production units. The initial test position procedure is applied to next to the ear, UMPC mini-tablet and hotspot mode configurations. When the same maximum output power is specified for multiple transmission modes, additional power measurements may be required to determine if SAR measurements are required for subsequent highest output power channels in a subsequent test configuration. The subsequent test configuration and SAR measurement procedures are described in the following.

- 1) . When SAR test exclusion provisions of KDB Publication 447498 are applicable and SAR measurement is not required for the initial test configuration, SAR is also not required for the next highest maximum output power transmission mode subsequent test configuration(s) in that frequency band or aggregated band and exposure configuration.
- 2) . When the highest *reported* SAR for the initial test configuration (when applicable, include subsequent highest output channels), according to the initial test position or fixed exposure position requirements, is

Unless otherwise stated the results shown in this test report refer only to the sample(s) tested and such sample(s) are retained for 90 days only.

除非另有說明，此報告結果僅對測試之樣品負責，同時此樣品僅保留90天。本報告未經本公司書面許可，不可部份複製。

This document is issued by the Company subject to its General Conditions of Service printed overleaf, available on request or accessible at www.sgs.com/terms_and_conditions.htm and, for electronic format documents, subject to Terms and Conditions for Electronic Documents at www.sgs.com/terms_e-document.htm. Attention is drawn to the limitation of liability, indemnification and jurisdiction issues defined therein. Any holder of this document is advised that information contained hereon reflects the Company's findings at the time of its intervention only and within the limits of Client's instructions, if any. The Company's sole responsibility is to its Client and this document does not exonerate parties to a transaction from exercising all their rights and obligations under the transaction documents. This document cannot be reproduced except in full, without prior written approval of the Company. Any unauthorized alteration, forgery or falsification of the content or appearance of this document is unlawful and offenders may be prosecuted to the fullest extent of the law.

adjusted by the ratio of the subsequent test configuration to initial test configuration specified maximum output power and the adjusted SAR is ≤ 1.2 W/kg, SAR is not required for that subsequent test configuration.

- 3) . The number of channels in the initial test configuration and subsequent test configuration can be different due to differences in channel bandwidth. When SAR measurement is required for a subsequent test configuration and the channel bandwidth is smaller than that in the initial test configuration, all channels in the subsequent test configuration that overlap with the larger bandwidth channel tested in the initial test configuration should be used to determine the highest maximum output power channel. This step requires additional power measurement to identify the highest maximum output power channel in the subsequent test configuration to determine SAR test reduction.
 - a) SAR should first be measured for the channel with highest measured output power in the subsequent test configuration.
 - b) SAR for subsequent highest measured maximum output power channels in the subsequent test configuration is required only when the *reported* SAR of the preceding higher maximum output power channel(s) in the subsequent test configuration is > 1.2 W/kg or until all required channels are tested. i) For channels with the same measured maximum output power, SAR should be measured using the channel closest to the center frequency of the larger channel bandwidth channel in the initial test configuration.
- 4) . SAR measurements for the remaining highest specified maximum output power OFDM transmission mode configurations that have not been tested in the initial test configuration (highest maximum output) or subsequent test configuration(s) (subsequent next highest maximum output power) is determined by recursively applying the subsequent test configuration procedures in this section to the remaining configurations according to the following:
 - a) replace "subsequent test configuration" with "next subsequent test configuration" (i.e., subsequent next highest specified maximum output power configuration)
 - b) replace "initial test configuration" with "all tested higher output power configurations"

Unless otherwise stated the results shown in this test report refer only to the sample(s) tested and such sample(s) are retained for 90 days only.

除非另有說明，此報告結果僅對測試之樣品負責，同時此樣品僅保留90天。本報告未經本公司書面許可，不可部份複製。

This document is issued by the Company subject to its General Conditions of Service printed overleaf, available on request or accessible at www.sgs.com/terms_and_conditions.htm and, for electronic format documents, subject to Terms and Conditions for Electronic Documents at www.sgs.com/terms_e-document.htm. Attention is drawn to the limitation of liability, indemnification and jurisdiction issues defined therein. Any holder of this document is advised that information contained hereon reflects the Company's findings at the time of its intervention only and within the limits of Client's instructions, if any. The Company's sole responsibility is to its Client and this document does not exonerate parties to a transaction from exercising all their rights and obligations under the transaction documents. This document cannot be reproduced except in full, without prior written approval of the Company. Any unauthorized alteration, forgery or falsification of the content or appearance of this document is unlawful and offenders may be prosecuted to the fullest extent of the law.

7.2.3.5 2.4 GHz WiFi SAR Procedures

Separate SAR procedures are applied to DSSS and OFDM configurations in the 2.4 GHz band to simplify DSSS test requirements. For 802.11b DSSS SAR measurements, DSSS SAR procedure applies to fixed exposure test position and initial test position procedure applies to multiple exposure test positions. When SAR measurement is required for an OFDM configuration, the initial test configuration, subsequent test configuration and initial test position procedures are applied. The SAR test exclusion requirements for 802.11g/n OFDM configurations are described in following.

- **802.11b DSSS SAR Test Requirements**

SAR is measured for 2.4 GHz 802.11b DSSS using either a fixed test position or, when applicable, the initial test position procedure. SAR test reduction is determined according to the following:

- 1) . When the reported SAR of the highest measured maximum output power channel for the exposure configuration is ≤ 0.8 W/kg, no further SAR testing is required for 802.11b DSSS in that exposure configuration.
- 2) . When the reported SAR is > 0.8 W/kg, SAR is required for that exposure configuration using the next highest measured output power channel. When any reported SAR is > 1.2 W/kg, SAR is required for the third channel; i.e., all channels require testing.

- **2.4 GHz 802.11g/n OFDM SAR Test Exclusion Requirements**

When SAR measurement is required for 2.4 GHz 802.11g/n OFDM configurations, the measurement and test reduction procedures for OFDM are applied (section 5.3, including sub-sections). SAR is not required for the following 2.4 GHz OFDM conditions.

- 1) . When KDB Publication 447498 SAR test exclusion applies to the OFDM configuration.
- 2) . When the highest reported SAR for DSSS is adjusted by the ratio of OFDM to DSSS specified maximum output power and the adjusted SAR is ≤ 1.2 W/kg.

- **SAR Test Requirements for OFDM configurations**

When SAR measurement is required for 802.11 g/n OFDM configurations, each standalone and frequency aggregated band is considered separately for SAR test reduction. In applying the initial test configuration and subsequent test configuration procedures, the 802.11 transmission configuration with the highest specified maximum output power and the channel within a test configuration with the highest measured maximum output power should be clearly distinguished to apply the procedures.

Unless otherwise stated the results shown in this test report refer only to the sample(s) tested and such sample(s) are retained for 90 days only.

除非另有說明，此報告結果僅對測試之樣品負責，同時此樣品僅保留90天。本報告未經本公司書面許可，不可部份複製。

This document is issued by the Company subject to its General Conditions of Service printed overleaf, available on request or accessible at www.sgs.com/terms_and_conditions.htm and, for electronic format documents, subject to Terms and Conditions for Electronic Documents at www.sgs.com/terms_e-document.htm. Attention is drawn to the limitation of liability, indemnification and jurisdiction issues defined therein. Any holder of this document is advised that information contained hereon reflects the Company's findings at the time of its intervention only and within the limits of Client's instructions, if any. The Company's sole responsibility is to its Client and this document does not exonerate parties to a transaction from exercising all their rights and obligations under the transaction documents. This document cannot be reproduced except in full, without prior written approval of the Company. Any unauthorized alteration, forgery or falsification of the content or appearance of this document is unlawful and offenders may be prosecuted to the fullest extent of the law.

SGS Taiwan Ltd.

台灣檢驗科技股份有限公司

No.134,Wu Kung Road, New Taipei Industrial Park, Wuku District, New Taipei City, Taiwan 24803/新北市五股區新北產業園區五工路 134 號

t (886-2) 2299-3279

f (886-2) 2298-0488

www.tw.sgs.com

Member of SGS Group

7.2.4 LTE Test Configuration

LTE modes were tested according to FCC KDB 941225 D05 publication. Please see notes after the tabulated SAR data for required test configurations. Establishing connections with base station simulators ensure a consistent means for testing SAR and are recommended for evaluating SAR [4]. The R&S CMW500 was used for LTE output power measurements and SAR testing. Max power control was used so the UE transmits with maximum output power during SAR testing. SAR must be measured with the maximum TTI (transmit time interval) supported by the device in each LTE configuration.

A) Spectrum Plots for RB Configurations

A properly configured base station simulator was used for SAR tests and power measurements. Therefore, spectrum plots for RB configurations were not required to be included in this report.

B) MPR

MPR is permanently implemented for this device by the manufacturer. The specific manufacturer target MPR is indicated alongside the SAR results. MPR is enabled for this device, according to 3GPP TS36.101 Section 6.2.3 – 6.2.5 under Table 6.2.3-1.

C) A-MPR

A-MPR (Additional MPR) has been disabled for all SAR tests by setting NS=01 on the base station simulator.

D) Largest channel bandwidth standalone SAR test requirements

1) QPSK with 1 RB allocation

Start with the largest channel bandwidth and measure SAR for QPSK with 1 RB allocation, using the RB offset and required test channel combination with the highest maximum output power for RB offsets at the upper edge, middle and lower edge of each required test channel. When the reported SAR is ≤ 0.8 W/kg, testing of the remaining RB offset configurations and required test channels is not required for 1 RB allocation; otherwise, SAR is required for the remaining required test channels and only for the RB offset configuration with the highest output power for that channel. When the reported SAR of a required test channel is > 1.45 W/kg, SAR is required for all three RB offset configurations for that required test channel.

2) QPSK with 50% RB allocation

The procedures required for 1 RB allocation in 1) are applied to measure the SAR for QPSK with 50% RB allocation.

3) QPSK with 100% RB allocation

For QPSK with 100% RB allocation, SAR is not required when the highest maximum output power for 100 % RB allocation is less than the highest maximum output power in 50% and 1 RB allocations and the highest reported SAR for 1 RB and 50% RB allocation in 1) and 2) are ≤ 0.8 W/kg. Otherwise, SAR is measured for the highest output power channel and if the reported SAR is > 1.45 W/kg, the remaining required test channels must also be tested.

4) Higher order modulations

For each modulation besides QPSK; e.g., 16-QAM, 64-QAM, apply the QPSK procedures in above sections to determine the QAM configurations that may need SAR measurement. For each configuration identified as required for testing, SAR is required only when the highest maximum output power for the configuration in the higher order modulation is $> \frac{1}{2}$ dB higher than the same configuration in QPSK or when the reported SAR for the QPSK configuration is > 1.45 W/kg.

E) Other channel bandwidth standalone SAR test requirements

For the other channel bandwidths used by the device in a frequency band, apply all the procedures required for the largest channel bandwidth in section A) to determine the channels and RB configurations that need SAR testing and only measure SAR when the highest maximum output power of a configuration requiring testing in the smaller channel bandwidth is $> \frac{1}{2}$ dB higher than the equivalent channel configurations in the largest channel bandwidth configuration or the reported SAR of a configuration for the largest channel bandwidth is > 1.45 W/kg.

Unless otherwise stated the results shown in this test report refer only to the sample(s) tested and such sample(s) are retained for 90 days only.

除非另有說明，此報告結果僅對測試之樣品負責，同時此樣品僅保留90天。本報告未經本公司書面許可，不可部份複製。

This document is issued by the Company subject to its General Conditions of Service printed overleaf, available on request or accessible at www.sgs.com/terms_and_conditions.htm and, for electronic format documents, subject to Terms and Conditions for Electronic Documents at www.sgs.com/terms_e-document.htm. Attention is drawn to the limitation of liability, indemnification and jurisdiction issues defined therein. Any holder of this document is advised that information contained hereon reflects the Company's findings at the time of its intervention only and within the limits of Client's instructions, if any. The Company's sole responsibility is to its Client and this document does not exonerate parties to a transaction from exercising all their rights and obligations under the transaction documents. This document cannot be reproduced except in full, without prior written approval of the Company. Any unauthorized alteration, forgery or falsification of the content or appearance of this document is unlawful and offenders may be prosecuted to the fullest extent of the law.

8 Test Result

8.1 Measurement of RF Conducted Power

8.1.1 Conducted Power of Ant 1(Main Antenna)

8.1.1.1 Conducted Power Of GSM

GSM 850 full power										
Burst Output Power(dBm)					Tune up	Division Factors	Frame-Average Output Power(dBm)			Tune up
Channel		128	190	251			128	190	251	
GSM(GMSK)	GSM	33.23	33.12	33.1	33.5	-9.19	24.04	23.93	23.91	24.31
GPRS/EGPRS (GMSK)	1 TX Slot	33.21	33.11	33.09	33.5	-9.19	24.02	23.92	23.9	24.31
	2 TX Slots	29.76	29.67	29.61	31	-6.18	23.58	23.49	23.43	24.82
	3 TX Slots	28.17	28.07	28.03	29.5	-4.42	23.75	23.65	23.61	25.08
	4 TX Slots	26.64	26.54	26.48	27.5	-3.17	23.47	23.37	23.31	24.33
EGPRS(8PSK)	1 TX Slot	25.44	25.52	25.71	26.5	-9.19	16.25	16.33	16.52	17.31
	2 TX Slots	23.04	23.18	23.36	24.5	-6.18	16.86	17	17.18	18.32
	3 TX Slots	21.37	21.48	21.64	23	-4.42	16.95	17.06	17.22	18.58
	4 TX Slots	19.81	19.87	20.02	21	-3.17	16.64	16.7	16.85	17.83

GSM 850 hotspot on										
Burst Output Power(dBm)					Tune up	Division Factors	Frame-Average Output Power(dBm)			Tune up
Channel		128	190	251			128	190	251	
GSM(GMSK)	GSM	29.73	29.63	29.58	30.5	-9.19	20.54	20.44	20.39	21.31
GPRS/EGPRS (GMSK)	1 TX Slot	29.71	29.64	29.58	30.5	-9.19	20.52	20.45	20.39	21.31
	2 TX Slots	26.7	26.58	26.52	28	-6.18	20.52	20.4	20.34	21.82
	3 TX Slots	25.24	25.12	25.05	26.5	-4.42	20.82	20.7	20.63	22.08
	4 TX Slots	23.72	23.6	23.51	24.5	-3.17	20.55	20.43	20.34	21.33
EGPRS(8PSK)	1 TX Slot	25.5	25.58	25.62	26.5	-9.19	16.31	16.39	16.43	17.31
	2 TX Slots	23.09	23.21	23.34	24.5	-6.18	16.91	17.03	17.16	18.32
	3 TX Slots	21.39	21.51	21.68	23	-4.42	16.97	17.09	17.26	18.58
	4 TX Slots	19.77	19.83	19.98	21	-3.17	16.6	16.66	16.81	17.83

Unless otherwise stated the results shown in this test report refer only to the sample(s) tested and such sample(s) are retained for 90 days only.

除非另有說明，此報告結果僅對測試之樣品負責，同時此樣品僅保留90天。本報告未經本公司書面許可，不可部份複製。

This document is issued by the Company subject to its General Conditions of Service printed overleaf, available on request or accessible at www.sgs.com/terms_and_conditions.htm and, for electronic format documents, subject to Terms and Conditions for Electronic Documents at www.sgs.com/terms_e-document.htm. Attention is drawn to the limitation of liability, indemnification and jurisdiction issues defined therein. Any holder of this document is advised that information contained hereon reflects the Company's findings at the time of its intervention only and within the limits of Client's instructions, if any. The Company's sole responsibility is to its Client and this document does not exonerate parties to a transaction from exercising all their rights and obligations under the transaction documents. This document cannot be reproduced except in full, without prior written approval of the Company. Any unauthorized alteration, forgery or falsification of the content or appearance of this document is unlawful and offenders may be prosecuted to the fullest extent of the law.

SGS Taiwan Ltd.

No.134,Wu Kung Road, New Taipei Industrial Park, Wuku District, New Taipei City, Taiwan 24803/新北市五股區新北產業園區五工路 134 號

台灣檢驗科技股份有限公司

t (886-2) 2299-3279

f (886-2) 2298-0488

www.tw.sgs.com

Member of SGS Group

GSM 1900 full power										
Burst Output Power(dBm)					Tune up	Division Factors	Frame-Average Output Power(dBm)			Tune up
Channel		512	661	810			512	661	810	
GSM(GMSK)	GSM	30.08	30.1	30.03	30.5	-9.19	20.89	20.91	20.84	21.31
GPRS/EGPRS (GMSK)	1 TX Slot	30.09	30.08	30.01	30.5	-9.19	20.9	20.89	20.82	21.31
	2 TX Slots	27.52	27.46	27.29	28	-6.18	21.34	21.28	21.11	21.82
	3 TX Slots	25.93	25.96	25.81	26	-4.42	21.51	21.54	21.39	21.58
	4 TX Slots	24.56	24.51	24.31	25	-3.17	21.39	21.34	21.14	21.83
EGPRS(8PSK)	1 TX Slot	24.93	24.67	24.52	25.5	-9.19	15.74	15.48	15.33	16.31
	2 TX Slots	22.79	22.54	22.34	23.5	-6.18	16.61	16.36	16.16	17.32
	3 TX Slots	20.8	20.59	20.76	22	-4.42	16.38	16.17	16.34	17.58
	4 TX Slots	19.29	19.03	18.81	20.5	-3.17	16.12	15.86	15.64	17.33

GSM 1900 sensor on										
Burst Output Power(dBm)					Tune up	Division Factors	Frame-Average Output Power(dBm)			Tune up
Channel		512	661	810			512	661	810	
GSM(GMSK)	GSM	26.46	26.47	26.38	26.5	-9.19	17.27	17.28	17.19	17.31
GPRS/EGPRS (GMSK)	1 TX Slot	26.46	26.44	26.35	26.5	-9.19	17.27	17.25	17.16	17.31
	2 TX Slots	23.45	23.43	23.31	24	-6.18	17.27	17.25	17.13	17.82
	3 TX Slots	21.92	21.91	21.85	22	-4.42	17.5	17.49	17.43	17.58
	4 TX Slots	20.4	20.42	20.29	21	-3.17	17.23	17.25	17.12	17.83
EGPRS(8PSK)	1 TX Slot	24.56	24.75	24.63	25.5	-9.19	15.37	15.56	15.44	16.31
	2 TX Slots	22.79	22.65	22.54	23.5	-6.18	16.61	16.47	16.36	17.32
	3 TX Slots	21.01	20.86	20.97	22	-4.42	16.59	16.44	16.55	17.58
	4 TX Slots	19.41	19.21	19.08	20.5	-3.17	16.24	16.04	15.91	17.33

Unless otherwise stated the results shown in this test report refer only to the sample(s) tested and such sample(s) are retained for 90 days only.

除非另有說明，此報告結果僅對測試之樣品負責，同時此樣品僅保留90天。本報告未經本公司書面許可，不可部份複製。

This document is issued by the Company subject to its General Conditions of Service printed overleaf, available on request or accessible at www.sgs.com/terms_and_conditions.htm and, for electronic format documents, subject to Terms and Conditions for Electronic Documents at www.sgs.com/terms_e-document.htm. Attention is drawn to the limitation of liability, indemnification and jurisdiction issues defined therein. Any holder of this document is advised that information contained hereon reflects the Company's findings at the time of its intervention only and within the limits of Client's instructions, if any. The Company's sole responsibility is to its Client and this document does not exonerate parties to a transaction from exercising all their rights and obligations under the transaction documents. This document cannot be reproduced except in full, without prior written approval of the Company. Any unauthorized alteration, forgery or falsification of the content or appearance of this document is unlawful and offenders may be prosecuted to the fullest extent of the law.

GSM 1900 hotspot on										
Burst Output Power(dBm)					Tune up	Division Factors	Frame-Average Output Power(dBm)			Tune up
Channel		512	661	810			512	661	810	
GSM(GMSK)	GSM	27.48	27.37	27.14	27.5	-9.19	18.3	18.17	17.89	18.31
GPRS/EGPRS (GMSK)	1 TX Slot	27.49	27.36	27.08	27.5	-9.19	15.32	15.19	14.92	15.81
	2 TX Slots	24.51	24.38	24.11	25	-6.18	16.8	16.65	16.39	16.82
	3 TX Slots	22.98	22.83	22.57	23	-4.42	16.98	16.89	16.61	17.58
	4 TX Slots	21.4	21.31	21.03	22	-3.17	21.7	21.38	21.1	22.33
EGPRS(8PSK)	1 TX Slot	24.87	24.55	24.27	25.5	-9.19	13.75	13.28	13.03	14.31
	2 TX Slots	22.94	22.47	22.22	23.5	-6.18	14.8	14.47	14.53	15.82
	3 TX Slots	20.98	20.65	20.71	22	-4.42	14.99	14.67	14.39	16.08
	4 TX Slots	19.41	19.09	18.81	20.5	-3.17	16.24	15.92	15.64	17.33

GSM 1900 hotspot on+sensor on										
Burst Output Power(dBm)					Tune up	Division Factors	Frame-Average Output Power(dBm)			Tune up
Channel		512	661	810			512	661	810	
GSM(GMSK)	GSM	23.47	23.48	23.37	23.5	-9.19	14.28	14.29	14.18	14.31
GPRS/EGPRS (GMSK)	1 TX Slot	23.48	23.46	23.36	23.5	-9.19	14.29	14.27	14.17	14.31
	2 TX Slots	20.43	20.46	20.32	21	-6.18	14.25	14.28	14.14	14.82
	3 TX Slots	18.96	18.91	18.88	19	-4.42	14.54	14.49	14.46	14.58
	4 TX Slots	17.51	17.48	17.39	18	-3.17	14.34	14.31	14.22	14.83
EGPRS(8PSK)	1 TX Slot	24.85	24.74	24.61	25.5	-9.19	15.66	15.55	15.42	16.31
	2 TX Slots	22.82	22.68	22.44	23.5	-6.18	16.64	16.5	16.26	17.32
	3 TX Slots	20.96	20.82	21.04	22	-4.42	16.54	16.4	16.62	17.58
	4 TX Slots	19.43	19.21	19.04	20.5	-3.17	16.26	16.04	15.87	17.33

Table 11: Conducted Power Of GSM

Note:

- 1) . CMU200 measures GSM peak and average output power for active timeslots. For SAR the time based average power is relevant. The difference in between depends on the duty cycle of the TDMA signal:

No. of timeslots	1	2	3	4
Duty Cycle	1:8.3	1:4.15	1:2.77	1:2.075
Time based avg. power compared to slotted avg. power	-9.19	-6.18	-4.42	-3.17

- 2) . The frame-averaged power is linearly proportion to the slot number configured and it is linearly scaled the maximum burst-averaged power based on time slots. The calculated method is shown as below:

Frame-averaged power = 10 x log (Burst-averaged power mW x Slot used / 8

- 3) . When the maximum output power variation across the required test channels is > ½ dB, instead of the middle channel, the highest output power channel must be used

Unless otherwise stated the results shown in this test report refer only to the sample(s) tested and such sample(s) are retained for 90 days only.

除非另有說明，此報告結果僅對測試之樣品負責，同時此樣品僅保留90天。本報告未經本公司書面許可，不可部份複製。

This document is issued by the Company subject to its General Conditions of Service printed overleaf, available on request or accessible at www.sgs.com/terms_and_conditions.htm and, for electronic format documents, subject to Terms and Conditions for Electronic Documents at www.sgs.com/terms_e-document.htm. Attention is drawn to the limitation of liability, indemnification and jurisdiction issues defined therein. Any holder of this document is advised that information contained hereon reflects the Company's findings at the time of its intervention only and within the limits of Client's instructions, if any. The Company's sole responsibility is to its Client and this document does not exonerate parties to a transaction from exercising all their rights and obligations under the transaction documents. This document cannot be reproduced except in full, without prior written approval of the Company. Any unauthorized alteration, forgery or falsification of the content or appearance of this document is unlawful and offenders may be prosecuted to the fullest extent of the law.

SGS Taiwan Ltd.

No.134,Wu Kung Road, New Taipei Industrial Park, Wuku District, New Taipei City, Taiwan 24803/新北市五股區新北產業園區五工路 134 號

台灣檢驗科技股份有限公司

t (886-2) 2299-3279

f (886-2) 2298-0488

www.tw.sgs.com

Member of SGS Group

8.1.1.2 Conducted Power Of WCDMA

WCDMA Band II full power					
Average Conducted Power(dBm)					
Channel		9262	9400	9538	Tune up
WCDMA	12.2kbps RMC	22.43	22.27	22.3	23.5
	12.2kbps AMR	22.41	22.24	22.26	23.5
HSDPA	Subtest 1	21.83	21.48	21.43	23
	Subtest 2	22.98	22.67	22.65	23
	Subtest 3	21.84	21.67	21.65	22.5
	Subtest 4	21.84	21.64	21.63	22.5
HSUPA	Subtest 1	20.46	20.22	20.16	20.5
	Subtest 2	19.47	19.15	19.16	19.5
	Subtest 3	21.91	21.87	21.89	22
	Subtest 4	19.68	19.39	19.37	20
	Subtest 5	22.19	21.88	21.83	23
DC-HSDPA	Subtest 1	21.75	21.51	21.48	23
	Subtest 2	22.83	22.65	22.62	23
	Subtest 3	21.91	21.72	21.69	22.5
	Subtest 4	21.81	21.62	21.6	22.5

WCDMA Band II sensor on					
Average Conducted Power(dBm)					
Channel		9262	9400	9538	Tune up
WCDMA	12.2kbps RMC	16.56	16.37	16.4	17.5
	12.2kbps AMR	16.51	16.34	16.35	17.5
HSDPA	Subtest 1	15.84	15.64	15.46	17
	Subtest 2	16.87	16.67	16.62	17
	Subtest 3	16.21	16.23	16.11	16.5
	Subtest 4	16.15	16.22	16.09	16.5
HSUPA	Subtest 1	14.13	13.92	13.88	14.5
	Subtest 2	13.12	12.9	12.91	13.5
	Subtest 3	15.94	15.92	15.9	16
	Subtest 4	13.11	12.93	12.91	14
	Subtest 5	16.1	15.94	15.92	17
DC-HSDPA	Subtest 1	15.73	15.58	15.41	17
	Subtest 2	16.83	16.65	16.54	17
	Subtest 3	16.23	16.24	16.13	16.5
	Subtest 4	16.12	16.18	16.05	16.5

Unless otherwise stated the results shown in this test report refer only to the sample(s) tested and such sample(s) are retained for 90 days only.

除非另有說明，此報告結果僅對測試之樣品負責，同時此樣品僅保留90天。本報告未經本公司書面許可，不可部份複製。

This document is issued by the Company subject to its General Conditions of Service printed overleaf, available on request or accessible at www.sgs.com/terms_and_conditions.htm and, for electronic format documents, subject to Terms and Conditions for Electronic Documents at www.sgs.com/terms_e-document.htm. Attention is drawn to the limitation of liability, indemnification and jurisdiction issues defined therein. Any holder of this document is advised that information contained hereon reflects the Company's findings at the time of its intervention only and within the limits of Client's instructions, if any. The Company's sole responsibility is to its Client and this document does not exonerate parties to a transaction from exercising all their rights and obligations under the transaction documents. This document cannot be reproduced except in full, without prior written approval of the Company. Any unauthorized alteration, forgery or falsification of the content or appearance of this document is unlawful and offenders may be prosecuted to the fullest extent of the law.

SGS Taiwan Ltd.

No.134,Wu Kung Road, New Taipei Industrial Park, Wuku District, New Taipei City, Taiwan 24803/新北市五股區新北產業園區五工路 134 號

台灣檢驗科技股份有限公司

t (886-2) 2299-3279

f (886-2) 2298-0488

www.tw.sgs.com

Member of SGS Group

WCDMA Band II hotspot on					
Average Conducted Power(dBm)					
Channel		9262	9400	9538	Tune up
WCDMA	12.2kbps RMC	17.55	17.37	17.39	18.5
	12.2kbps AMR	17.51	17.34	17.35	18.5
HSDPA	Subtest 1	16.94	16.58	16.56	18
	Subtest 2	17.89	17.63	17.56	18
	Subtest 3	17.16	17.18	16.99	17.5
	Subtest 4	17.15	17.17	16.97	17.5
HSUPA	Subtest 1	15.11	14.82	14.81	15.5
	Subtest 2	14.13	13.84	13.78	14.5
	Subtest 3	16.89	16.83	16.77	17
	Subtest 4	14.13	13.85	13.81	15
DC-HSDPA	Subtest 5	17.11	16.83	16.78	18
	Subtest 1	16.87	16.53	16.51	18
	Subtest 2	17.83	17.59	17.48	18
	Subtest 3	17.13	17.15	16.93	17.5
	Subtest 4	17.11	17.13	16.91	17.5

WCDMA Band II hotspot on+sensor on					
Average Conducted Power(dBm)					
Channel		9262	9400	9538	Tune up
WCDMA	12.2kbps RMC	11.23	11.32	11.2	12.5
	12.2kbps AMR	11.21	11.29	11.17	12.5
HSDPA	Subtest 1	10.31	10.34	10.18	12
	Subtest 2	11.98	11.97	11.88	12
	Subtest 3	11.43	11.47	11.32	11.5
	Subtest 4	11.47	11.44	11.38	11.5
HSUPA	Subtest 1	9.27	9.23	9.04	9.5
	Subtest 2	8.3	8.26	8.13	8.5
	Subtest 3	10.68	10.75	10.59	11
	Subtest 4	8.81	8.79	8.66	9
	Subtest 5	11.6	11.61	11.47	12
DC-HSDPA	Subtest 1	10.37	10.42	10.23	12
	Subtest 2	11.95	11.93	11.82	12
	Subtest 3	11.35	11.39	11.31	11.5
	Subtest 4	11.42	11.41	11.35	11.5

Unless otherwise stated the results shown in this test report refer only to the sample(s) tested and such sample(s) are retained for 90 days only.

除非另有說明，此報告結果僅對測試之樣品負責，同時此樣品僅保留90天。本報告未經本公司書面許可，不可部份複製。

This document is issued by the Company subject to its General Conditions of Service printed overleaf, available on request or accessible at www.sgs.com/terms_and_conditions.htm and, for electronic format documents, subject to Terms and Conditions for Electronic Documents at www.sgs.com/terms_e-document.htm. Attention is drawn to the limitation of liability, indemnification and jurisdiction issues defined therein. Any holder of this document is advised that information contained hereon reflects the Company's findings at the time of its intervention only and within the limits of Client's instructions, if any. The Company's sole responsibility is to its Client and this document does not exonerate parties to a transaction from exercising all their rights and obligations under the transaction documents. This document cannot be reproduced except in full, without prior written approval of the Company. Any unauthorized alteration, forgery or falsification of the content or appearance of this document is unlawful and offenders may be prosecuted to the fullest extent of the law.

SGS Taiwan Ltd.

No.134,Wu Kung Road, New Taipei Industrial Park, Wuku District, New Taipei City, Taiwan 24803/新北市五股區新北產業園區五工路 134 號

台灣檢驗科技股份有限公司

t (886-2) 2299-3279

f (886-2) 2298-0488

www.tw.sgs.com

Member of SGS Group

WCDMA Band V full power					
Average Conducted Power(dBm)					
Channel		4132	4182	4233	Tune up
WCDMA	12.2kbps RMC	23.05	23.04	23.06	23.8
	12.2kbps AMR	23.02	23.03	23.02	23.8
HSDPA	Subtest 1	22.46	22.38	22.39	23.8
	Subtest 2	23.51	23.53	23.54	23.8
	Subtest 3	22.33	22.34	22.36	23
	Subtest 4	22.32	22.31	22.32	23
HSUPA	Subtest 1	20.35	20.34	20.36	20.5
	Subtest 2	19.13	19.12	19.15	19.5
	Subtest 3	21.63	21.62	21.64	22
	Subtest 4	20.15	20.14	20.16	20.5
	Subtest 5	22.62	22.64	22.67	23.5
DC-HSDPA	Subtest 1	22.42	22.35	22.37	23.8
	Subtest 2	23.53	23.51	23.57	23.8
	Subtest 3	22.31	22.32	22.34	23
	Subtest 4	22.35	22.34	22.3	23

Table 12: Conducted Power Of WCDMA

Note:

- 1) when the maximum output power variation across the required test channels is $> \frac{1}{2}$ dB, instead of the middle channel, the highest output power channel must be used.

Unless otherwise stated the results shown in this test report refer only to the sample(s) tested and such sample(s) are retained for 90 days only.

除非另有說明，此報告結果僅對測試之樣品負責，同時此樣品僅保留90天。本報告未經本公司書面許可，不可部份複製。

This document is issued by the Company subject to its General Conditions of Service printed overleaf, available on request or accessible at www.sgs.com/terms_and_conditions.htm and, for electronic format documents, subject to Terms and Conditions for Electronic Documents at www.sgs.com/terms_e-document.htm. Attention is drawn to the limitation of liability, indemnification and jurisdiction issues defined therein. Any holder of this document is advised that information contained hereon reflects the Company's findings at the time of its intervention only and within the limits of Client's instructions, if any. The Company's sole responsibility is to its Client and this document does not exonerate parties to a transaction from exercising all their rights and obligations under the transaction documents. This document cannot be reproduced except in full, without prior written approval of the Company. Any unauthorized alteration, forgery or falsification of the content or appearance of this document is unlawful and offenders may be prosecuted to the fullest extent of the law.

8.1.1.3 Conducted Power Of LTE

LTE Band 7 full power				Conducted Power(dBm)			
Bandwidth	Modulation	RB size	RB offset	Channel	Channel	Channel	Tune up
				20775	21100	21425	
5MHz	QPSK	1	0	21.91	22.04	22.04	23.2
		1	13	21.75	22.07	22.01	23.2
		1	24	21.79	21.81	21.83	23.2
		12	0	20.39	20.64	20.62	22.2
		12	6	20.49	20.73	20.69	22.2
		12	13	20.36	20.5	20.53	22.2
		25	0	20.36	20.56	20.57	22.2
	16QAM	1	0	20.69	21.01	20.93	22.2
		1	13	20.56	20.79	20.82	22.2
		1	24	20.62	20.78	20.73	22.2
		12	0	20.29	20.6	20.57	22.2
		12	6	20.36	20.67	20.63	22.2
		12	13	20.29	20.43	20.41	22.2
		25	0	20.22	20.52	20.48	22.2
Bandwidth	Modulation	RB size	RB offset	Channel	Channel	Channel	Tune up
				20800	21100	21400	
10MHz	QPSK	1	0	21.78	22.01	21.95	23.2
		1	25	21.97	22.06	21.92	23.2
		1	49	22.02	22.01	21.94	23.2
		25	0	20.37	20.57	20.55	22.2
		25	13	20.61	20.66	20.58	22.2
		25	25	20.56	20.57	20.5	22.2
		50	0	20.57	20.6	20.52	22.2
	16QAM	1	0	20.67	20.9	20.9	22.2
		1	25	20.9	20.85	20.79	22.2
		1	49	20.95	20.94	20.81	22.2
		25	0	20.26	20.54	20.45	22.2
		25	13	20.52	20.56	20.52	22.2
		25	25	20.47	20.46	20.44	22.2
		50	0	20.49	20.53	20.45	22.2

Unless otherwise stated the results shown in this test report refer only to the sample(s) tested and such sample(s) are retained for 90 days only.

除非另有說明，此報告結果僅對測試之樣品負責，同時此樣品僅保留90天。本報告未經本公司書面許可，不可部份複製。

This document is issued by the Company subject to its General Conditions of Service printed overleaf, available on request or accessible at www.sgs.com/terms_and_conditions.htm and, for electronic format documents, subject to Terms and Conditions for Electronic Documents at www.sgs.com/terms_e-document.htm. Attention is drawn to the limitation of liability, indemnification and jurisdiction issues defined therein. Any holder of this document is advised that information contained hereon reflects the Company's findings at the time of its intervention only and within the limits of Client's instructions, if any. The Company's sole responsibility is to its Client and this document does not exonerate parties to a transaction from exercising all their rights and obligations under the transaction documents. This document cannot be reproduced except in full, without prior written approval of the Company. Any unauthorized alteration, forgery or falsification of the content or appearance of this document is unlawful and offenders may be prosecuted to the fullest extent of the law.

Bandwidth	Modulation	RB size	RB offset	Channel	Channel	Channel	Tune up
				20825	21100	21375	
15MHz	QPSK	1	0	21.5	21.73	22.12	23.2
		1	38	21.95	21.89	21.87	23.2
		1	74	21.86	21.82	21.74	23.2
		36	0	20.37	20.5	20.51	22.2
		36	18	20.59	20.64	20.62	22.2
		36	39	20.49	20.51	20.44	22.2
		75	0	20.57	20.52	20.56	22.2
	16QAM	1	0	20.52	20.82	20.88	22.2
		1	38	20.92	20.97	20.93	22.2
		1	74	20.84	20.95	20.76	22.2
		36	0	20.39	20.48	20.44	22.2
		36	18	20.54	20.58	20.53	22.2
		36	39	20.43	20.43	20.4	22.2
		75	0	20.47	20.42	20.48	22.2
Bandwidth	Modulation	RB size	RB offset	Channel	Channel	Channel	Tune up
				20850	21100	21350	
20MHz	QPSK	1	0	21.55	21.85	22.4	23.2
		1	50	21.99	21.8	21.86	23.2
		1	99	21.99	22.17	22	23.2
		50	0	20.47	20.5	20.77	22.2
		50	25	20.61	20.59	20.69	22.2
		50	50	20.65	20.68	20.59	22.2
		100	0	20.71	20.6	20.71	22.2
	16QAM	1	0	20.52	20.75	21.38	22.2
		1	50	20.98	20.88	20.94	22.2
		1	99	21.12	21.13	21	22.2
		50	0	20.41	20.45	20.84	22.2
		50	25	20.52	20.58	20.65	22.2
		50	50	20.56	20.64	20.47	22.2
		100	0	20.59	20.55	20.64	22.2

Unless otherwise stated the results shown in this test report refer only to the sample(s) tested and such sample(s) are retained for 90 days only.

除非另有說明，此報告結果僅對測試之樣品負責，同時此樣品僅保留90天。本報告未經本公司書面許可，不可部份複製。

This document is issued by the Company subject to its General Conditions of Service printed overleaf, available on request or accessible at www.sgs.com/terms_and_conditions.htm and, for electronic format documents, subject to Terms and Conditions for Electronic Documents at www.sgs.com/terms_e-document.htm. Attention is drawn to the limitation of liability, indemnification and jurisdiction issues defined therein. Any holder of this document is advised that information contained hereon reflects the Company's findings at the time of its intervention only and within the limits of Client's instructions, if any. The Company's sole responsibility is to its Client and this document does not exonerate parties to a transaction from exercising all their rights and obligations under the transaction documents. This document cannot be reproduced except in full, without prior written approval of the Company. Any unauthorized alteration, forgery or falsification of the content or appearance of this document is unlawful and offenders may be prosecuted to the fullest extent of the law.

SGS Taiwan Ltd.

No.134,Wu Kung Road, New Taipei Industrial Park, Wuku District, New Taipei City, Taiwan 24803/新北市五股區新北產業園區五工路 134 號

台灣檢驗科技股份有限公司

t (886-2) 2299-3279

f (886-2) 2298-0488

www.tw.sgs.com

Member of SGS Group

LTE Band 7 sensor on				Conducted Power(dBm)			
Bandwidth	Modulation	RB size	RB offset	Channel	Channel	Channel	Tune up
				20775	21100	21425	
5MHz	QPSK	1	0	16.7	16.97	16.98	17.2
		1	13	16.54	16.64	16.69	17.2
		1	24	16.59	16.68	16.75	17.2
		12	0	14.39	14.54	14.55	16.2
		12	6	14.46	14.64	14.64	16.2
		12	13	14.26	14.43	14.48	16.2
		25	0	14.34	14.51	14.51	16.2
	16QAM	1	0	15.1	15.13	15.09	16.2
		1	13	14.71	14.9	14.91	16.2
		1	24	14.92	14.84	14.93	16.2
		12	0	14.37	14.54	14.56	16.2
		12	6	14.43	14.62	14.63	16.2
		12	13	14.21	14.43	14.48	16.2
		25	0	14.28	14.49	14.46	16.2
Bandwidth	Modulation	RB size	RB offset	Channel	Channel	Channel	Tune up
				20800	21100	21400	
10MHz	QPSK	1	0	16.58	16.85	16.87	17.2
		1	25	16.65	16.66	16.65	17.2
		1	49	16.77	16.86	16.79	17.2
		25	0	14.21	14.4	14.44	16.2
		25	13	14.42	14.54	14.48	16.2
		25	25	14.32	14.48	14.4	16.2
		50	0	14.46	14.47	14.42	16.2
	16QAM	1	0	14.94	14.96	15.06	16.2
		1	25	14.82	14.91	14.89	16.2
		1	49	14.94	14.93	14.98	16.2
		25	0	14.19	14.4	14.43	16.2
		25	13	14.39	14.53	14.46	16.2
		25	25	14.28	14.45	14.37	16.2
		50	0	14.39	14.42	14.38	16.2

Unless otherwise stated the results shown in this test report refer only to the sample(s) tested and such sample(s) are retained for 90 days only.

除非另有說明，此報告結果僅對測試之樣品負責，同時此樣品僅保留90天。本報告未經本公司書面許可，不可部份複製。

This document is issued by the Company subject to its General Conditions of Service printed overleaf, available on request or accessible at www.sgs.com/terms_and_conditions.htm and, for electronic format documents, subject to Terms and Conditions for Electronic Documents at www.sgs.com/terms_e-document.htm. Attention is drawn to the limitation of liability, indemnification and jurisdiction issues defined therein. Any holder of this document is advised that information contained hereon reflects the Company's findings at the time of its intervention only and within the limits of Client's instructions, if any. The Company's sole responsibility is to its Client and this document does not exonerate parties to a transaction from exercising all their rights and obligations under the transaction documents. This document cannot be reproduced except in full, without prior written approval of the Company. Any unauthorized alteration, forgery or falsification of the content or appearance of this document is unlawful and offenders may be prosecuted to the fullest extent of the law.

SGS Taiwan Ltd.

No.134,Wu Kung Road, New Taipei Industrial Park, Wuku District, New Taipei City, Taiwan 24803/新北市五股區新北產業園區五工路 134 號

台灣檢驗科技股份有限公司

t (886-2) 2299-3279

f (886-2) 2298-0488

www.tw.sgs.com

Member of SGS Group

Bandwidth	Modulation	RB size	RB offset	Channel	Channel	Channel	Tune up
				20825	21100	21375	
15MHz	QPSK	1	0	16.25	16.46	16.46	17.2
		1	38	16.66	16.55	16.53	17.2
		1	74	16.54	16.72	16.58	17.2
		36	0	14.27	14.29	14.45	16.2
		36	18	14.37	14.54	14.46	16.2
		36	39	14.28	14.4	14.25	16.2
		75	0	14.39	14.32	14.38	16.2
	16QAM	1	0	14.58	14.6	14.78	16.2
		1	38	14.8	14.81	14.84	16.2
		1	74	14.69	14.78	14.76	16.2
		36	0	14.2	14.22	14.41	16.2
		36	18	14.28	14.46	14.49	16.2
		36	39	14.26	14.37	14.27	16.2
		75	0	14.3	14.29	14.38	16.2
Bandwidth	Modulation	RB size	RB offset	Channel	Channel	Channel	Tune up
				20850	21100	21350	
20MHz	QPSK	1	0	16.49	16.67	16.92	17.2
		1	50	16.35	16.61	16.89	17.2
		1	99	16.4	16.21	15.65	17.2
		50	0	14.41	14.53	14.66	16.2
		50	25	14.72	14.61	14.75	16.2
		50	50	14.67	14.58	14.51	16.2
		100	0	14.64	14.51	14.66	16.2
	16QAM	1	0	14.8	14.84	15.03	16.2
		1	50	14.64	14.81	14.97	16.2
		1	99	14.57	14.94	14.85	16.2
		50	0	14.27	14.33	14.65	16.2
		50	25	14.32	14.51	14.67	16.2
		50	50	14.36	14.58	14.39	16.2
		100	0	14.23	14.51	14.57	16.2

Table 13 : Conducted Power Of LTE

Unless otherwise stated the results shown in this test report refer only to the sample(s) tested and such sample(s) are retained for 90 days only.

除非另有說明，此報告結果僅對測試之樣品負責，同時此樣品僅保留90天。本報告未經本公司書面許可，不可部份複製。

This document is issued by the Company subject to its General Conditions of Service printed overleaf, available on request or accessible at www.sgs.com/terms_and_conditions.htm and, for electronic format documents, subject to Terms and Conditions for Electronic Documents at www.sgs.com/terms_e-document.htm. Attention is drawn to the limitation of liability, indemnification and jurisdiction issues defined therein. Any holder of this document is advised that information contained hereon reflects the Company's findings at the time of its intervention only and within the limits of Client's instructions, if any. The Company's sole responsibility is to its Client and this document does not exonerate parties to a transaction from exercising all their rights and obligations under the transaction documents. This document cannot be reproduced except in full, without prior written approval of the Company. Any unauthorized alteration, forgery or falsification of the content or appearance of this document is unlawful and offenders may be prosecuted to the fullest extent of the law.

SGS Taiwan Ltd.

No.134,Wu Kung Road, New Taipei Industrial Park, Wuku District, New Taipei City, Taiwan 24803/新北市五股區新北產業園區五工路 134 號

台灣檢驗科技股份有限公司

t (886-2) 2299-3279

f (886-2) 2298-0488

www.tw.sgs.com

Member of SGS Group

8.1.2 Conducted Power of Ant 2(Second Antenna)

8.1.2.1 Conducted Power Of GSM

GSM 850 Receiver off										
Burst Output Power(dBm)					Tune up	Division Factors	Frame-Average Output Power(dBm)			Tune up
Channel		128	190	251			128	190	251	
GSM(GMSK)	GSM	29.6	29.49	29.47	30.5	-9.19	20.41	20.3	20.28	21.31
GPRS/EGPRS (GMSK)	1 TX Slot	29.59	29.48	29.46	30.5	-9.19	20.4	20.29	20.27	21.31
	2 TX Slots	26.55	26.43	26.38	28	-6.18	20.37	20.25	20.2	21.82
	3 TX Slots	25.09	24.97	24.92	26.5	-4.42	20.67	20.55	20.5	22.08
	4 TX Slots	23.58	23.44	23.38	24.5	-3.17	20.41	20.27	20.21	21.33
EGPRS(8PSK)	1 TX Slot	25.39	25.52	25.76	26.5	-9.19	16.2	16.33	16.57	17.31
	2 TX Slots	23.03	23.24	23.41	24.5	-6.18	16.85	17.06	17.23	18.32
	3 TX Slots	21.34	21.54	21.76	23	-4.42	16.92	17.12	17.34	18.58
	4 TX Slots	19.79	19.95	20.14	21	-3.17	16.62	16.78	16.97	17.83

GSM 850 Receiver on										
Burst Output Power(dBm)					Tune up	Division Factors	Frame-Average Output Power(dBm)			Tune up
Channel		128	190	251			128	190	251	
GSM(GMSK)	GSM	25.63	25.53	25.45	26.5	-9.19	16.44	16.34	16.26	17.31
GPRS/EGPRS (GMSK)	1 TX Slot	25.64	25.52	25.47	26.5	-9.19	16.45	16.33	16.28	17.31
	2 TX Slots	22.6	22.45	22.37	24	-6.18	16.42	16.27	16.19	17.82
	3 TX Slots	21.07	20.96	20.9	22.5	-4.42	16.65	16.54	16.48	18.08
	4 TX Slots	19.73	19.6	19.54	20.5	-3.17	16.56	16.43	16.37	17.33
EGPRS(8PSK)	1 TX Slot	22.28	22.46	22.72	23.5	-9.19	13.09	13.27	13.53	14.31
	2 TX Slots	20.23	20.46	20.61	21.5	-6.18	14.05	14.28	14.43	15.32
	3 TX Slots	18.57	18.77	18.97	20	-4.42	14.15	14.35	14.55	15.58
	4 TX Slots	16.98	17.13	17.3	18	-3.17	13.81	13.96	14.13	14.83

Unless otherwise stated the results shown in this test report refer only to the sample(s) tested and such sample(s) are retained for 90 days only.

除非另有說明，此報告結果僅對測試之樣品負責，同時此樣品僅保留90天。本報告未經本公司書面許可，不可部份複製。

This document is issued by the Company subject to its General Conditions of Service printed overleaf, available on request or accessible at www.sgs.com/terms_and_conditions.htm and, for electronic format documents, subject to Terms and Conditions for Electronic Documents at www.sgs.com/terms_e-document.htm. Attention is drawn to the limitation of liability, indemnification and jurisdiction issues defined therein. Any holder of this document is advised that information contained hereon reflects the Company's findings at the time of its intervention only and within the limits of Client's instructions, if any. The Company's sole responsibility is to its Client and this document does not exonerate parties to a transaction from exercising all their rights and obligations under the transaction documents. This document cannot be reproduced except in full, without prior written approval of the Company. Any unauthorized alteration, forgery or falsification of the content or appearance of this document is unlawful and offenders may be prosecuted to the fullest extent of the law.

SGS Taiwan Ltd.

No.134,Wu Kung Road, New Taipei Industrial Park, Wuku District, New Taipei City, Taiwan 24803/新北市五股區新北產業園區五工路 134 號

台灣檢驗科技股份有限公司

t (886-2) 2299-3279

f (886-2) 2298-0488

www.tw.sgs.com

Member of SGS Group

GSM 850 Receiver on + WiFi station

Burst Output Power(dBm)		Tune up			Division Factors		Frame-Average Output Power(dBm)			Tune up
							128	190	251	
Channel		128	190	251						
GSM(GMSK)	GSM	24.59	24.46	24.42	25.5	-9.19	15.4	15.27	15.23	16.31
GPRS/EGPRS (GMSK)	1 TX Slot	24.61	24.47	24.42	25.5	-9.19	15.42	15.28	15.23	16.31
	2 TX Slots	21.57	21.38	21.32	23	-6.18	15.39	15.2	15.14	16.82
	3 TX Slots	20.1	19.89	19.84	21.5	-4.42	15.68	15.47	15.42	17.08
	4 TX Slots	18.64	18.49	18.45	19.5	-3.17	15.47	15.32	15.28	16.33
EGPRS(8PSK)	1 TX Slot	21.44	21.51	21.73	22.5	-9.19	12.25	12.32	12.54	13.31
	2 TX Slots	19.3	19.48	19.68	20.5	-6.18	13.12	13.3	13.5	14.32
	3 TX Slots	17.57	17.75	18.04	19	-4.42	13.15	13.33	13.62	14.58
	4 TX Slots	15.71	16.2	16.43	17	-3.17	12.54	13.03	13.26	13.83

GSM 850 Receiver off+hotspot

Burst Output Power(dBm)		Tune up			Division Factors		Frame-Average Output Power(dBm)			Tune up
							128	190	251	
Channel		128	190	251						
GSM(GMSK)	GSM	24.52	24.4	24.36	25.5	-9.19	15.33	15.21	15.17	16.31
GPRS/EGPRS (GMSK)	1 TX Slot	24.51	24.38	24.34	25.5	-9.19	15.32	15.19	15.15	16.31
	2 TX Slots	21.46	21.29	21.25	23	-6.18	15.28	15.11	15.07	16.82
	3 TX Slots	20.03	19.8	19.76	21.5	-4.42	15.61	15.38	15.34	17.08
	4 TX Slots	18.59	18.43	18.37	19.5	-3.17	15.42	15.26	15.2	16.33
EGPRS(8PSK)	1 TX Slot	21.29	21.45	21.69	22.5	-9.19	12.1	12.26	12.5	13.31
	2 TX Slots	19.23	19.42	19.7	20.5	-6.18	13.05	13.24	13.52	14.32
	3 TX Slots	17.59	17.74	17.95	19	-4.42	13.17	13.32	13.53	14.58
	4 TX Slots	15.65	15.83	16.32	17	-3.17	12.48	12.66	13.15	13.83

Unless otherwise stated the results shown in this test report refer only to the sample(s) tested and such sample(s) are retained for 90 days only.

除非另有說明，此報告結果僅對測試之樣品負責，同時此樣品僅保留90天。本報告未經本公司書面許可，不可部份複製。

This document is issued by the Company subject to its General Conditions of Service printed overleaf, available on request or accessible at www.sgs.com/terms_and_conditions.htm and, for electronic format documents, subject to Terms and Conditions for Electronic Documents at www.sgs.com/terms_e-document.htm. Attention is drawn to the limitation of liability, indemnification and jurisdiction issues defined therein. Any holder of this document is advised that information contained hereon reflects the Company's findings at the time of its intervention only and within the limits of Client's instructions, if any. The Company's sole responsibility is to its Client and this document does not exonerate parties to a transaction from exercising all their rights and obligations under the transaction documents. This document cannot be reproduced except in full, without prior written approval of the Company. Any unauthorized alteration, forgery or falsification of the content or appearance of this document is unlawful and offenders may be prosecuted to the fullest extent of the law.

SGS Taiwan Ltd.

No.134,Wu Kung Road, New Taipei Industrial Park, Wuku District, New Taipei City, Taiwan 24803/新北市五股區新北產業園區五工路 134 號

台灣檢驗科技股份有限公司

t (886-2) 2299-3279

f (886-2) 2298-0488

www.tw.sgs.com

Member of SGS Group

GSM 1900 Receiver off										
Burst Output Power(dBm)					Tune up	Division Factors	Frame-Average Output Power(dBm)			Tune up
Channel		512	661	810			512	661	810	
GSM(GMSK)	GSM	26.14	25.98	25.91	26.5	-9.19	16.95	16.79	16.72	17.31
GPRS/EGPRS (GMSK)	1 TX Slot	26.15	25.99	25.89	26.5	-9.19	16.96	16.8	16.7	17.31
	2 TX Slots	23.09	22.98	22.84	24	-6.18	16.91	16.8	16.66	17.82
	3 TX Slots	21.57	21.44	21.4	22	-4.42	17.15	17.02	16.98	17.58
	4 TX Slots	20.14	20.01	19.9	21	-3.17	16.97	16.84	16.73	17.83
EGPRS(8PSK)	1 TX Slot	24.64	24.42	24.36	25.5	-9.19	15.45	15.23	15.17	16.31
	2 TX Slots	22.62	22.31	22.2	23.5	-6.18	16.44	16.13	16.02	17.32
	3 TX Slots	20.58	20.27	20.57	22	-4.42	16.16	15.85	16.15	17.58
	4 TX Slots	19.07	18.82	18.65	20.5	-3.17	15.9	15.65	15.48	17.33

GSM 1900 Receiver on										
Burst Output Power(dBm)					Tune up	Division Factors	Frame-Average Output Power(dBm)			Tune up
Channel		512	661	810			512	661	810	
GSM(GMSK)	GSM	25.07	24.91	24.75	25.5	-9.19	15.88	15.72	15.56	16.31
GPRS/EGPRS (GMSK)	1 TX Slot	25.08	24.93	24.76	25.5	-9.19	15.89	15.74	15.57	16.31
	2 TX Slots	22.11	21.93	21.81	23	-6.18	15.93	15.75	15.63	16.82
	3 TX Slots	20.52	20.34	20.25	21	-4.42	16.1	15.92	15.83	16.58
	4 TX Slots	19.03	18.96	18.83	20	-3.17	15.86	15.79	15.66	16.83
EGPRS(8PSK)	1 TX Slot	22.79	22.54	22.43	23.5	-9.19	13.6	13.35	13.24	14.31
	2 TX Slots	20.43	20.14	19.96	21.5	-6.18	14.25	13.96	13.78	15.32
	3 TX Slots	18.66	18.39	18.33	20	-4.42	14.24	13.97	13.91	15.58
	4 TX Slots	17.21	16.82	16.62	18.5	-3.17	14.04	13.65	13.45	15.33

Unless otherwise stated the results shown in this test report refer only to the sample(s) tested and such sample(s) are retained for 90 days only.

除非另有說明，此報告結果僅對測試之樣品負責，同時此樣品僅保留90天。本報告未經本公司書面許可，不可部份複製。

This document is issued by the Company subject to its General Conditions of Service printed overleaf, available on request or accessible at www.sgs.com/terms_and_conditions.htm and, for electronic format documents, subject to Terms and Conditions for Electronic Documents at www.sgs.com/terms_e-document.htm. Attention is drawn to the limitation of liability, indemnification and jurisdiction issues defined therein. Any holder of this document is advised that information contained hereon reflects the Company's findings at the time of its intervention only and within the limits of Client's instructions, if any. The Company's sole responsibility is to its Client and this document does not exonerate parties to a transaction from exercising all their rights and obligations under the transaction documents. This document cannot be reproduced except in full, without prior written approval of the Company. Any unauthorized alteration, forgery or falsification of the content or appearance of this document is unlawful and offenders may be prosecuted to the fullest extent of the law.

SGS Taiwan Ltd.

No.134,Wu Kung Road, New Taipei Industrial Park, Wuku District, New Taipei City, Taiwan 24803/新北市五股區新北產業園區五工路 134 號

台灣檢驗科技股份有限公司

t (886-2) 2299-3279

f (886-2) 2298-0488

www.tw.sgs.com

Member of SGS Group

GSM 1900 Receiver on + WiFi station										
Burst Output Power(dBm)					Tune up	Division Factors	Frame-Average Output Power(dBm)			Tune up
Channel	512	661	810				512	661	810	
GSM(GMSK)	28.65	23.01	22.89	22.7	23.5	-9.19	13.82	13.7	13.51	14.31
GPRS/EGPRS (GMSK)	1 TX Slot	23.02	22.88	22.68	23.5	-9.19	13.83	13.69	13.49	14.31
	2 TX Slots	20.15	20.01	19.81	21	-6.18	13.97	13.83	13.63	14.82
	3 TX Slots	18.6	18.4	18.35	19	-4.42	14.18	13.98	13.93	14.58
	4 TX Slots	17.12	17.01	16.86	18	-3.17	13.95	13.84	13.69	14.83
EGPRS(8PSK)	1 TX Slot	20.76	20.28	20.16	21.5	-9.19	11.57	11.09	10.97	12.31
	2 TX Slots	18.52	18.16	17.97	19.5	-6.18	12.34	11.98	11.79	13.32
	3 TX Slots	16.91	16.63	16.37	18	-4.42	12.49	12.21	11.95	13.58
	4 TX Slots	15.49	15.14	14.94	16.5	-3.17	12.32	11.97	11.77	13.33

GSM 1900 Receiver off+hotspot										
Burst Output Power(dBm)					Tune up	Division Factors	Frame-Average Output Power(dBm)			Tune up
Channel	512	661	810				512	661	810	
GSM(GMSK)	28.65	23.02	22.89	22.75	23.5	-9.19	13.83	13.7	13.56	14.31
GPRS/EGPRS (GMSK)	1 TX Slot	23.06	22.92	22.77	23.5	-9.19	13.87	13.73	13.58	14.31
	2 TX Slots	20.11	19.96	19.8	21	-6.18	13.93	13.78	13.62	14.82
	3 TX Slots	18.53	18.34	18.29	19	-4.42	14.11	13.92	13.87	14.58
	4 TX Slots	17.04	16.87	16.79	18	-3.17	13.87	13.7	13.62	14.83
EGPRS(8PSK)	1 TX Slot	20.63	20.33	20.22	21.5	-9.19	11.44	11.14	11.03	12.31
	2 TX Slots	18.48	18.14	17.98	19.5	-6.18	12.3	11.96	11.8	13.32
	3 TX Slots	16.89	16.58	16.34	18	-4.42	12.47	12.16	11.92	13.58
	4 TX Slots	15.46	15.11	14.94	16.5	-3.17	12.29	11.94	11.77	13.33

Table 14: Conducted Power Of GSM

Note:

- 1) . CMU200 measures GSM peak and average output power for active timeslots. For SAR the time based average power is relevant. The difference in between depends on the duty cycle of the TDMA signal:

No. of timeslots	1	2	3	4
Duty Cycle	1:8.3	1:4.15	1:2.77	1:2.075
Time based avg. power compared to slotted avg. power	-9.19	-6.18	-4.42	-3.17

- 2) . The frame-averaged power is linearly proportion to the slot number configured and it is linearly scaled the maximum burst-averaged power based on time slots. The calculated method is shown as below:

Frame-averaged power = 10 x log (Burst-averaged power mW x Slot used / 8

- 3) . When the maximum output power variation across the required test channels is > ½ dB, instead of the middle channel, the highest output power channel must be used

Unless otherwise stated the results shown in this test report refer only to the sample(s) tested and such sample(s) are retained for 90 days only.

除非另有說明，此報告結果僅對測試之樣品負責，同時此樣品僅保留90天。本報告未經本公司書面許可，不可部份複製。

This document is issued by the Company subject to its General Conditions of Service printed overleaf, available on request or accessible at www.sgs.com/terms_and_conditions.htm and, for electronic format documents, subject to Terms and Conditions for Electronic Documents at www.sgs.com/terms_e-document.htm. Attention is drawn to the limitation of liability, indemnification and jurisdiction issues defined therein. Any holder of this document is advised that information contained hereon reflects the Company's findings at the time of its intervention only and within the limits of Client's instructions, if any. The Company's sole responsibility is to its Client and this document does not exonerate parties to a transaction from exercising all their rights and obligations under the transaction documents. This document cannot be reproduced except in full, without prior written approval of the Company. Any unauthorized alteration, forgery or falsification of the content or appearance of this document is unlawful and offenders may be prosecuted to the fullest extent of the law.

SGS Taiwan Ltd.

No.134,Wu Kung Road, New Taipei Industrial Park, Wuku District, New Taipei City, Taiwan 24803/新北市五股區新北產業園區五工路 134 號

台灣檢驗科技股份有限公司

t (886-2) 2299-3279

f (886-2) 2298-0488

www.tw.sgs.com

Member of SGS Group

8.1.2.2 Conducted Power Of WCDMA

WCDMA Band II Receiver off					
Average Conducted Power(dBm)					
Channel		9262	9400	9538	Tune up
WCDMA	12.2kbps RMC	22.7	22.49	22.48	23.5
	12.2kbps AMR	22.65	22.46	22.43	23.5
HSDPA	Subtest 1	21.83	21.59	21.61	23
	Subtest 2	22.87	22.72	22.78	23
	Subtest 3	21.92	21.61	21.67	22.5
	Subtest 4	21.87	21.58	21.65	22.5
HSUPA	Subtest 1	20.21	19.91	19.97	20.5
	Subtest 2	19.27	18.95	18.99	19.5
	Subtest 3	21.71	21.45	21.49	22
	Subtest 4	19.23	18.93	19.01	20
	Subtest 5	22.22	21.95	21.96	23
DC-HSDPA	Subtest 1	21.76	21.53	21.57	23
	Subtest 2	22.83	22.68	22.72	23
	Subtest 3	21.94	21.63	21.65	22.5
	Subtest 4	21.83	21.52	21.64	22.5

WCDMA Band II Receiver on					
Average Conducted Power(dBm)					
Channel		9262	9400	9538	Tune up
WCDMA	12.2kbps RMC	14.39	14.91	14.86	15.5
	12.2kbps AMR	14.36	14.87	14.83	15.5
HSDPA	Subtest 1	13.27	13.76	13.61	15
	Subtest 2	14.74	14.84	14.89	15
	Subtest 3	14.06	14.4	14.26	14.5
	Subtest 4	14.05	14.4	14.27	14.5
HSUPA	Subtest 1	12.22	12.38	12.25	12.5
	Subtest 2	11.22	11.15	11.09	11.5
	Subtest 3	13.27	13.15	13.07	14
	Subtest 4	11.23	11.81	11.51	12
	Subtest 5	14.24	14.13	14.09	15
DC-HSDPA	Subtest 1	13.31	13.73	13.57	15
	Subtest 2	14.72	14.81	14.85	15
	Subtest 3	14.11	14.35	14.29	14.5
	Subtest 4	14.07	14.41	14.32	14.5

Unless otherwise stated the results shown in this test report refer only to the sample(s) tested and such sample(s) are retained for 90 days only.

除非另有說明，此報告結果僅對測試之樣品負責，同時此樣品僅保留90天。本報告未經本公司書面許可，不可部份複製。

This document is issued by the Company subject to its General Conditions of Service printed overleaf, available on request or accessible at www.sgs.com/terms_and_conditions.htm and, for electronic format documents, subject to Terms and Conditions for Electronic Documents at www.sgs.com/terms_e-document.htm. Attention is drawn to the limitation of liability, indemnification and jurisdiction issues defined therein. Any holder of this document is advised that information contained hereon reflects the Company's findings at the time of its intervention only and within the limits of Client's instructions, if any. The Company's sole responsibility is to its Client and this document does not exonerate parties to a transaction from exercising all their rights and obligations under the transaction documents. This document cannot be reproduced except in full, without prior written approval of the Company. Any unauthorized alteration, forgery or falsification of the content or appearance of this document is unlawful and offenders may be prosecuted to the fullest extent of the law.

SGS Taiwan Ltd.

No.134,Wu Kung Road, New Taipei Industrial Park, Wuku District, New Taipei City, Taiwan 24803/新北市五股區新北產業園區五工路 134 號

台灣檢驗科技股份有限公司

t (886-2) 2299-3279

f (886-2) 2298-0488

www.tw.sgs.com

Member of SGS Group

WCDMA Band II Receiver on +WiFi station					
Average Conducted Power(dBm)					
Channel		9262	9400	9538	Tune up
WCDMA	12.2kbps RMC	14.12	14.15	13.92	14.5
	12.2kbps AMR	14.1	14.12	13.9	14.5
HSDPA	Subtest 1	12.5	12.81	12.56	14
	Subtest 2	13.8	13.92	13.96	14
	Subtest 3	13.15	13.47	13.33	13.5
	Subtest 4	13.12	13.47	13.34	13.5
HSUPA	Subtest 1	11.21	11.43	11.11	11.5
	Subtest 2	10.04	10.42	9.96	10.5
	Subtest 3	12.12	12.87	12.08	13
	Subtest 4	10.39	10.84	10.58	11
	Subtest 5	13.23	13.85	13.11	14
DC-HSDPA	Subtest 1	12.46	12.79	12.53	14
	Subtest 2	13.76	13.88	13.93	14
	Subtest 3	13.13	13.42	13.29	13.5
	Subtest 4	13.15	13.45	13.31	13.5

WCDMA Band II Receiver off+hotspot on					
Average Conducted Power(dBm)					
Channel		9262	9400	9538	Tune up
WCDMA	12.2kbps RMC	13.83	14.45	14.35	14.5
	12.2kbps AMR	13.81	14.42	14.34	14.5
HSDPA	Subtest 1	12.01	12.48	12.39	14
	Subtest 2	13.44	13.92	13.84	14
	Subtest 3	12.86	13.37	13.23	13.5
	Subtest 4	12.93	13.44	13.31	13.5
HSUPA	Subtest 1	11.15	11.38	11.36	11.5
	Subtest 2	10.33	10.42	10.47	10.5
	Subtest 3	12.14	12.81	12.75	13
	Subtest 4	10.31	10.87	10.67	11
	Subtest 5	13.14	13.78	12.89	14
DC-HSDPA	Subtest 1	12.12	12.45	12.43	14
	Subtest 2	13.46	13.89	13.78	14
	Subtest 3	12.87	13.35	13.25	13.5
	Subtest 4	12.97	13.39	13.32	13.5

Unless otherwise stated the results shown in this test report refer only to the sample(s) tested and such sample(s) are retained for 90 days only.

除非另有說明，此報告結果僅對測試之樣品負責，同時此樣品僅保留90天。本報告未經本公司書面許可，不可部份複製。

This document is issued by the Company subject to its General Conditions of Service printed overleaf, available on request or accessible at www.sgs.com/terms_and_conditions.htm and, for electronic format documents, subject to Terms and Conditions for Electronic Documents at www.sgs.com/terms_e-document.htm. Attention is drawn to the limitation of liability, indemnification and jurisdiction issues defined therein. Any holder of this document is advised that information contained hereon reflects the Company's findings at the time of its intervention only and within the limits of Client's instructions, if any. The Company's sole responsibility is to its Client and this document does not exonerate parties to a transaction from exercising all their rights and obligations under the transaction documents. This document cannot be reproduced except in full, without prior written approval of the Company. Any unauthorized alteration, forgery or falsification of the content or appearance of this document is unlawful and offenders may be prosecuted to the fullest extent of the law.

SGS Taiwan Ltd.

No.134,Wu Kung Road, New Taipei Industrial Park, Wuku District, New Taipei City, Taiwan 24803/新北市五股區新北產業園區五工路 134 號

台灣檢驗科技股份有限公司

t (886-2) 2299-3279

f (886-2) 2298-0488

www.tw.sgs.com

Member of SGS Group

WCDMA Band V Receiver off					
Average Conducted Power(dBm)					
Channel		4132	4182	4233	Tune up
WCDMA	12.2kbps RMC	23.02	23.05	23.06	23.8
	12.2kbps AMR	23	23.02	23.05	23.8
HSDPA	Subtest 1	22.33	22.31	22.42	23.8
	Subtest 2	23.48	23.49	23.48	23.8
	Subtest 3	22.31	22.29	22.29	23
	Subtest 4	22.3	22.26	22.28	23
HSUPA	Subtest 1	20.23	20.24	20.26	20.5
	Subtest 2	19.24	19.27	19.25	19.5
	Subtest 3	21.57	21.58	21.56	22
	Subtest 4	20.29	20.26	20.28	20.5
	Subtest 5	22.57	22.54	22.57	23.5
DC-HSDPA	Subtest 1	22.35	22.32	22.47	23.8
	Subtest 2	23.45	23.43	23.42	23.8
	Subtest 3	22.33	22.26	22.25	23
	Subtest 4	22.31	22.27	22.26	23

WCDMA Band V Receiver on					
Average Conducted Power(dBm)					
Channel		4132	4182	4233	Tune up
WCDMA	12.2kbps RMC	18.32	18.29	18.31	18.8
	12.2kbps AMR	18.31	18.25	18.29	18.8
HSDPA	Subtest 1	17.19	17.32	17.29	18.8
	Subtest 2	18.29	18.26	18.25	18.8
	Subtest 3	17.92	17.7	17.71	18
	Subtest 4	17.92	17.71	17.72	18
HSUPA	Subtest 1	15.14	15.1	15.11	15.5
	Subtest 2	14.17	14.11	14.13	14.5
	Subtest 3	16.45	16.41	16.43	17
	Subtest 4	15.15	15.13	15.12	15.5
	Subtest 5	17.46	17.41	17.43	18.5
DC-HSDPA	Subtest 1	17.15	17.27	17.25	18.8
	Subtest 2	18.25	18.22	18.23	18.8
	Subtest 3	17.86	17.71	17.73	18
	Subtest 4	17.87	17.74	17.71	18

Unless otherwise stated the results shown in this test report refer only to the sample(s) tested and such sample(s) are retained for 90 days only.

除非另有說明，此報告結果僅對測試之樣品負責，同時此樣品僅保留90天。本報告未經本公司書面許可，不可部份複製。

This document is issued by the Company subject to its General Conditions of Service printed overleaf, available on request or accessible at www.sgs.com/terms_and_conditions.htm and, for electronic format documents, subject to Terms and Conditions for Electronic Documents at www.sgs.com/terms_e-document.htm. Attention is drawn to the limitation of liability, indemnification and jurisdiction issues defined therein. Any holder of this document is advised that information contained hereon reflects the Company's findings at the time of its intervention only and within the limits of Client's instructions, if any. The Company's sole responsibility is to its Client and this document does not exonerate parties to a transaction from exercising all their rights and obligations under the transaction documents. This document cannot be reproduced except in full, without prior written approval of the Company. Any unauthorized alteration, forgery or falsification of the content or appearance of this document is unlawful and offenders may be prosecuted to the fullest extent of the law.

SGS Taiwan Ltd.

No.134,Wu Kung Road, New Taipei Industrial Park, Wuku District, New Taipei City, Taiwan 24803/新北市五股區新北產業園區五工路 134 號

台灣檢驗科技股份有限公司

t (886-2) 2299-3279

f (886-2) 2298-0488

www.tw.sgs.com

Member of SGS Group

WCDMA Band V Receiver on +WiFi station					
Average Conducted Power(dBm)					
Channel		4132	4182	4233	Tune up
WCDMA	12.2kbps RMC	16.61	16.54	16.55	16.8
	12.2kbps AMR	16.57	16.51	16.52	16.8
HSDPA	Subtest 1	15.17	15.2	15.27	16.8
	Subtest 2	16.35	16.31	16.3	16.8
	Subtest 3	15.94	15.71	15.74	16
	Subtest 4	15.97	15.7	15.73	16
HSUPA	Subtest 1	13.22	13.21	13.27	13.5
	Subtest 2	12.25	12.26	12.29	12.5
	Subtest 3	14.51	14.52	14.56	15
	Subtest 4	13.11	13.15	13.2	13.5
	Subtest 5	15.49	15.53	15.58	16.5
DC-HSDPA	Subtest 1	15.23	15.21	15.25	16.8
	Subtest 2	16.37	16.33	16.31	16.8
	Subtest 3	15.84	15.72	15.71	16
	Subtest 4	15.93	15.75	15.73	16

WCDMA Band V Receiver off+hotspot on					
Average Conducted Power(dBm)					
Channel		4132	4182	4233	Tune up
WCDMA	12.2kbps RMC	16.02	16.03	16.02	16.8
	12.2kbps AMR	16	16.01	16.01	16.8
HSDPA	Subtest 1	15.39	15.31	15.49	16.8
	Subtest 2	16.41	16.38	16.39	16.8
	Subtest 3	15.67	15.79	15.71	16
	Subtest 4	15.66	15.78	15.72	16
HSUPA	Subtest 1	13.22	13.14	13.18	13.5
	Subtest 2	12.26	12.23	12.31	12.5
	Subtest 3	14.49	14.47	14.49	15
	Subtest 4	13.22	13.25	13.21	13.5
	Subtest 5	15.47	15.43	15.48	16.5
DC-HSDPA	Subtest 1	15.35	15.33	15.45	16.8
	Subtest 2	16.42	16.35	16.32	16.8
	Subtest 3	15.63	15.74	15.65	16
	Subtest 4	15.67	15.77	15.75	16

Table 15: Conducted Power Of WCDMA

Note:

- when the maximum output power variation across the required test channels is $> \frac{1}{2}$ dB, instead of the middle channel, the highest output power channel must be used.

Unless otherwise stated the results shown in this test report refer only to the sample(s) tested and such sample(s) are retained for 90 days only.

除非另有說明，此報告結果僅對測試之樣品負責，同時此樣品僅保留90天。本報告未經本公司書面許可，不可部份複製。

This document is issued by the Company subject to its General Conditions of Service printed overleaf, available on request or accessible at www.sgs.com/terms_and_conditions.htm and, for electronic format documents, subject to Terms and Conditions for Electronic Documents at www.sgs.com/terms_e-document.htm. Attention is drawn to the limitation of liability, indemnification and jurisdiction issues defined therein. Any holder of this document is advised that information contained hereon reflects the Company's findings at the time of its intervention only and within the limits of Client's instructions, if any. The Company's sole responsibility is to its Client and this document does not exonerate parties to a transaction from exercising all their rights and obligations under the transaction documents. This document cannot be reproduced except in full, without prior written approval of the Company. Any unauthorized alteration, forgery or falsification of the content or appearance of this document is unlawful and offenders may be prosecuted to the fullest extent of the law.

SGS Taiwan Ltd.

No.134,Wu Kung Road, New Taipei Industrial Park, Wuku District, New Taipei City, Taiwan 24803/新北市五股區新北產業園區五工路 134 號

台灣檢驗科技股份有限公司

t (886-2) 2299-3279

f (886-2) 2298-0488

www.tw.sgs.com

Member of SGS Group

8.1.2.3 Conducted Power Of LTE

LTE Band 7 Receiver off				Conducted Power(dBm)			
Bandwidth	Modulation	RB size	RB offset	Channel	Channel	Channel	Tune up
				20775	21100	21425	
5MHz	QPSK	1	0	19.91	20.35	20.15	21.2
		1	13	19.58	20.04	20.12	21.2
		1	24	19.56	19.87	20	21.2
		12	0	19.56	20.1	20.16	21.2
		12	6	19.59	20.05	20.13	21.2
		12	13	19.46	19.8	19.91	21.2
		25	0	19.45	19.93	20.07	21.2
	16QAM	1	0	20.12	20.48	20.58	21.2
		1	13	19.79	20.17	20.31	21.2
		1	24	19.72	20.11	20.15	21.2
		12	0	19.48	20.02	20.14	21.2
		12	6	19.5	20.05	20.12	21.2
		12	13	19.38	19.75	19.83	21.2
		25	0	19.37	19.91	19.98	21.2
Bandwidth	Modulation	RB size	RB offset	Channel	Channel	Channel	Tune up
				20800	21100	21400	
10MHz	QPSK	1	0	19.79	20.53	20.87	21.2
		1	25	19.78	20.11	20.33	21.2
		1	49	20.04	19.94	20.06	21.2
		25	0	19.48	20.13	20.46	21.2
		25	13	19.67	19.99	20.28	21.2
		25	25	19.75	19.79	20	21.2
		50	0	19.73	19.99	20.23	21.2
	16QAM	1	0	19.9	20.66	21.02	21.2
		1	25	19.91	20.22	20.6	21.2
		1	49	20.22	20.14	20.2	21.2
		25	0	19.42	20.02	20.41	21.2
		25	13	19.63	19.95	20.18	21.2
		25	25	19.66	19.77	19.93	21.2
		50	0	19.65	19.88	20.12	21.2

Unless otherwise stated the results shown in this test report refer only to the sample(s) tested and such sample(s) are retained for 90 days only.

除非另有說明，此報告結果僅對測試之樣品負責，同時此樣品僅保留90天。本報告未經本公司書面許可，不可部份複製。

This document is issued by the Company subject to its General Conditions of Service printed overleaf, available on request or accessible at www.sgs.com/terms_and_conditions.htm and, for electronic format documents, subject to Terms and Conditions for Electronic Documents at www.sgs.com/terms_e-document.htm. Attention is drawn to the limitation of liability, indemnification and jurisdiction issues defined therein. Any holder of this document is advised that information contained hereon reflects the Company's findings at the time of its intervention only and within the limits of Client's instructions, if any. The Company's sole responsibility is to its Client and this document does not exonerate parties to a transaction from exercising all their rights and obligations under the transaction documents. This document cannot be reproduced except in full, without prior written approval of the Company. Any unauthorized alteration, forgery or falsification of the content or appearance of this document is unlawful and offenders may be prosecuted to the fullest extent of the law.

SGS Taiwan Ltd.

台灣檢驗科技股份有限公司

No.134,Wu Kung Road, New Taipei Industrial Park, Wuku District, New Taipei City, Taiwan 24803/新北市五股區新北產業園區五工路 134 號

t (886-2) 2299-3279

f (886-2) 2298-0488

www.tw.sgs.com

Member of SGS Group

Bandwidth	Modulation	RB size	RB offset	Channel	Channel	Channel	Tune up
				20825	21100	21375	
15MHz	QPSK	1	0	19.33	20.27	21.01	21.2
		1	38	19.89	19.96	20.54	21.2
		1	74	20.53	19.83	19.84	21.2
		36	0	19.45	20.06	20.75	21.2
		36	18	19.78	19.97	20.5	21.2
		36	39	20.04	19.72	20	21.2
		75	0	19.94	19.88	20.47	21.2
	16QAM	1	0	19.65	20.57	21.17	21.2
		1	38	20.11	20.24	20.72	21.2
		1	74	20.66	20.05	20.06	21.2
		36	0	19.48	20.06	20.7	21.2
		36	18	19.73	19.95	20.46	21.2
		36	39	20	19.68	19.98	21.2
		75	0	19.81	19.84	20.4	21.2
Bandwidth	Modulation	RB size	RB offset	Channel	Channel	Channel	Tune up
				20850	21100	21350	
20MHz	QPSK	1	0	20.04	20.49	21.02	21.2
		1	50	19.96	19.82	20.63	21.2
		1	99	20.26	20.01	19.87	21.2
		50	0	19.47	19.98	20.91	21.2
		50	25	19.84	19.81	20.68	21.2
		50	50	20.27	19.74	20.06	21.2
		100	0	20.01	19.83	20.55	21.2
	16QAM	1	0	19.66	20.68	20.96	21.2
		1	50	20.45	20.04	20.95	21.2
		1	99	20.95	20.44	20.03	21.2
		50	0	19.44	19.99	20.94	21.2
		50	25	19.97	19.79	20.58	21.2
		50	50	20.41	19.93	19.99	21.2
		100	0	19.91	19.8	20.48	21.2

Unless otherwise stated the results shown in this test report refer only to the sample(s) tested and such sample(s) are retained for 90 days only.

除非另有說明，此報告結果僅對測試之樣品負責，同時此樣品僅保留90天。本報告未經本公司書面許可，不可部份複製。

This document is issued by the Company subject to its General Conditions of Service printed overleaf, available on request or accessible at www.sgs.com/terms_and_conditions.htm and, for electronic format documents, subject to Terms and Conditions for Electronic Documents at www.sgs.com/terms_e-document.htm. Attention is drawn to the limitation of liability, indemnification and jurisdiction issues defined therein. Any holder of this document is advised that information contained hereon reflects the Company's findings at the time of its intervention only and within the limits of Client's instructions, if any. The Company's sole responsibility is to its Client and this document does not exonerate parties to a transaction from exercising all their rights and obligations under the transaction documents. This document cannot be reproduced except in full, without prior written approval of the Company. Any unauthorized alteration, forgery or falsification of the content or appearance of this document is unlawful and offenders may be prosecuted to the fullest extent of the law.

SGS Taiwan Ltd.

No.134, Wu Kung Road, New Taipei Industrial Park, Wuku District, New Taipei City, Taiwan 24803/新北市五股區新北產業園區五工路 134 號

台灣檢驗科技股份有限公司

t (886-2) 2299-3279

f (886-2) 2298-0488

www.tw.sgs.com

Member of SGS Group

LTE Band 7 Receiver on				Conducted Power(dBm)			
Bandwidth	Modulation	RB size	RB offset	Channel	Channel	Channel	Tune up
				20775	21100	21425	
5MHz	QPSK	1	0	11.75	12	12.24	13.2
		1	13	11.21	11.67	11.92	13.2
		1	24	11.33	11.63	11.79	13.2
		12	0	11.27	11.78	11.96	13.2
		12	6	11.26	11.8	11.95	13.2
		12	13	11.04	11.45	11.69	13.2
		25	0	11.2	11.6	11.75	13.2
	16QAM	1	0	12.07	12.34	12.53	13.2
		1	13	11.53	12.02	12.19	13.2
		1	24	11.66	11.91	12.04	13.2
		12	0	11.26	11.7	11.95	13.2
		12	6	11.25	11.79	11.94	13.2
		12	13	10.96	11.44	11.68	13.2
		25	0	11.09	11.57	11.71	13.2
Bandwidth	Modulation	RB size	RB offset	Channel	Channel	Channel	Tune up
				20800	21100	21400	
10MHz	QPSK	1	0	11.61	12.13	12.7	13.2
		1	25	11.29	11.75	12.15	13.2
		1	49	11.65	11.68	11.81	13.2
		25	0	11.07	11.73	12.19	13.2
		25	13	11.22	11.65	12.05	13.2
		25	25	11.23	11.4	11.68	13.2
		50	0	11.31	11.59	11.93	13.2
	16QAM	1	0	11.92	12.41	13.03	13.2
		1	25	11.54	12.06	12.41	13.2
		1	49	11.88	12.04	12.16	13.2
		25	0	11.04	11.71	12.15	13.2
		25	13	11.18	11.63	12	13.2
		25	25	11.18	11.37	11.65	13.2
		50	0	11.27	11.56	11.89	13.2

Unless otherwise stated the results shown in this test report refer only to the sample(s) tested and such sample(s) are retained for 90 days only.

除非另有說明，此報告結果僅對測試之樣品負責，同時此樣品僅保留90天。本報告未經本公司書面許可，不可部份複製。

This document is issued by the Company subject to its General Conditions of Service printed overleaf, available on request or accessible at www.sgs.com/terms_and_conditions.htm and, for electronic format documents, subject to Terms and Conditions for Electronic Documents at www.sgs.com/terms_e-document.htm. Attention is drawn to the limitation of liability, indemnification and jurisdiction issues defined therein. Any holder of this document is advised that information contained hereon reflects the Company's findings at the time of its intervention only and within the limits of Client's instructions, if any. The Company's sole responsibility is to its Client and this document does not exonerate parties to a transaction from exercising all their rights and obligations under the transaction documents. This document cannot be reproduced except in full, without prior written approval of the Company. Any unauthorized alteration, forgery or falsification of the content or appearance of this document is unlawful and offenders may be prosecuted to the fullest extent of the law.

SGS Taiwan Ltd.

No.134,Wu Kung Road, New Taipei Industrial Park, Wuku District, New Taipei City, Taiwan 24803/新北市五股區新北產業園區五工路 134 號

台灣檢驗科技股份有限公司

t (886-2) 2299-3279

f (886-2) 2298-0488

www.tw.sgs.com

Member of SGS Group

Bandwidth	Modulation	RB size	RB offset	Channel	Channel	Channel	Tune up
				20825	21100	21375	
15MHz	QPSK	1	0	11.22	11.86	12.66	13.2
		1	38	11.44	11.62	12.28	13.2
		1	74	12.07	11.44	11.54	13.2
		36	0	11	11.63	12.41	13.2
		36	18	11.24	11.64	12.29	13.2
		36	39	11.51	11.27	11.66	13.2
		75	0	11.42	11.44	12.16	13.2
	16QAM	1	0	11.67	12.24	13.02	13.2
		1	38	11.83	12.01	12.66	13.2
		1	74	12.38	11.84	11.92	13.2
		36	0	11.06	11.68	12.44	13.2
		36	18	11.28	11.69	12.33	13.2
		36	39	11.53	11.3	11.7	13.2
		75	0	11.43	11.47	12.15	13.2
Bandwidth	Modulation	RB size	RB offset	Channel	Channel	Channel	Tune up
				20850	21100	21350	
20MHz	QPSK	1	0	11.84	12.12	12.15	13.2
		1	50	11.94	11.95	12.65	13.2
		1	99	12.97	12.66	12.72	13.2
		50	0	11.43	12.12	12.95	13.2
		50	25	11.82	11.97	12.92	13.2
		50	50	12.35	11.85	12.22	13.2
		100	0	12.09	11.98	12.79	13.2
	16QAM	1	0	12.16	13.01	13.07	13.2
		1	50	12.18	12.16	13.16	13.2
		1	99	13.19	12.38	12.48	13.2
		50	0	11.36	12.03	12.49	13.2
		50	25	11.73	11.87	12.37	13.2
		50	50	11.84	11.75	12.16	13.2
		100	0	11.98	11.87	12.65	13.2

Unless otherwise stated the results shown in this test report refer only to the sample(s) tested and such sample(s) are retained for 90 days only.

除非另有說明，此報告結果僅對測試之樣品負責，同時此樣品僅保留90天。本報告未經本公司書面許可，不可部份複製。

This document is issued by the Company subject to its General Conditions of Service printed overleaf, available on request or accessible at www.sgs.com/terms_and_conditions.htm and, for electronic format documents, subject to Terms and Conditions for Electronic Documents at www.sgs.com/terms_e-document.htm. Attention is drawn to the limitation of liability, indemnification and jurisdiction issues defined therein. Any holder of this document is advised that information contained hereon reflects the Company's findings at the time of its intervention only and within the limits of Client's instructions, if any. The Company's sole responsibility is to its Client and this document does not exonerate parties to a transaction from exercising all their rights and obligations under the transaction documents. This document cannot be reproduced except in full, without prior written approval of the Company. Any unauthorized alteration, forgery or falsification of the content or appearance of this document is unlawful and offenders may be prosecuted to the fullest extent of the law.

SGS Taiwan Ltd.

No.134, Wu Kung Road, New Taipei Industrial Park, Wuku District, New Taipei City, Taiwan 24803/新北市五股區新北產業園區五工路 134 號

台灣檢驗科技股份有限公司

t (886-2) 2299-3279

f (886-2) 2298-0488

www.tw.sgs.com

Member of SGS Group

LTE Band 7 Receiver on +WiFi station				Conducted Power(dBm)			
Bandwidth	Modulation	RB size	RB offset	Channel	Channel	Channel	Tune up
				20775	21100	21425	
5MHz	QPSK	1	0	10.73	11.08	11.31	12.1
		1	13	10.28	10.76	10.9	12.1
		1	24	10.3	10.57	10.79	12.1
		12	0	10.35	10.73	10.91	12.1
		12	6	10.34	10.75	10.9	12.1
		12	13	10.04	10.46	10.65	12.1
		25	0	10.21	10.61	10.77	12.1
	16QAM	1	0	11.06	11.43	11.63	12.1
		1	13	10.55	11.04	11.24	12.1
		1	24	10.6	10.9	11.08	12.1
		12	0	10.33	10.72	10.88	12.1
		12	6	10.31	10.75	10.87	12.1
		12	13	10.02	10.45	10.61	12.1
		25	0	10.17	10.57	10.72	12.1
Bandwidth	Modulation	RB size	RB offset	Channel	Channel	Channel	Tune up
				20800	21100	21400	
10MHz	QPSK	1	0	10.61	11.17	11.73	12.1
		1	25	10.34	10.78	11.13	12.1
		1	49	10.67	10.6	10.81	12.1
		25	0	10.09	10.7	11.23	12.1
		25	13	10.23	10.68	11.01	12.1
		25	25	10.17	10.39	10.7	12.1
		50	0	10.32	10.62	10.96	12.1
	16QAM	1	0	10.93	11.45	12.05	12.1
		1	25	10.66	10.98	11.45	12.1
		1	49	10.9	10.91	11.11	12.1
		25	0	10.05	10.66	11.18	12.1
		25	13	10.19	10.63	10.98	12.1
		25	25	10.14	10.34	10.67	12.1
		50	0	10.28	10.59	10.91	12.1

Unless otherwise stated the results shown in this test report refer only to the sample(s) tested and such sample(s) are retained for 90 days only.

除非另有說明，此報告結果僅對測試之樣品負責，同時此樣品僅保留90天。本報告未經本公司書面許可，不可部份複製。

This document is issued by the Company subject to its General Conditions of Service printed overleaf, available on request or accessible at www.sgs.com/terms_and_conditions.htm and, for electronic format documents, subject to Terms and Conditions for Electronic Documents at www.sgs.com/terms_e-document.htm. Attention is drawn to the limitation of liability, indemnification and jurisdiction issues defined therein. Any holder of this document is advised that information contained hereon reflects the Company's findings at the time of its intervention only and within the limits of Client's instructions, if any. The Company's sole responsibility is to its Client and this document does not exonerate parties to a transaction from exercising all their rights and obligations under the transaction documents. This document cannot be reproduced except in full, without prior written approval of the Company. Any unauthorized alteration, forgery or falsification of the content or appearance of this document is unlawful and offenders may be prosecuted to the fullest extent of the law.

SGS Taiwan Ltd.

No.134,Wu Kung Road, New Taipei Industrial Park, Wuku District, New Taipei City, Taiwan 24803/新北市五股區新北產業園區五工路 134 號

台灣檢驗科技股份有限公司

t (886-2) 2299-3279

f (886-2) 2298-0488

www.tw.sgs.com

Member of SGS Group

Bandwidth	Modulation	RB size	RB offset	Channel	Channel	Channel	Tune up
				20825	21100	21375	
15MHz	QPSK	1	0	10.3	11.01	11.72	12.1
		1	38	10.51	10.76	11.41	12.1
		1	74	11.14	10.45	10.61	12.1
		36	0	10.12	10.7	11.49	12.1
		36	18	10.28	10.7	11.42	12.1
		36	39	10.62	10.34	10.76	12.1
		75	0	10.46	10.56	11.27	12.1
	16QAM	1	0	10.57	11.25	12.05	12.1
		1	38	10.82	11.12	11.73	12.1
		1	74	11.36	10.71	10.97	12.1
		36	0	10.07	10.66	11.45	12.1
		36	18	10.25	10.67	11.41	12.1
		36	39	10.57	10.3	10.74	12.1
		75	0	10.41	10.51	11.22	12.1
Bandwidth	Modulation	RB size	RB offset	Channel	Channel	Channel	Tune up
				20850	21100	21350	
20MHz	QPSK	1	0	10.49	11.46	11.61	12.1
		1	50	10.78	10.75	11.77	12.1
		1	99	11.72	10.87	10.91	12.1
		50	0	10.16	10.83	11.81	12.1
		50	25	10.58	10.68	11.73	12.1
		50	50	11.06	10.54	11	12.1
		100	0	10.78	10.71	11.54	12.1
	16QAM	1	0	10.81	11.79	11.9	12.1
		1	50	11.11	11.05	12.05	12.1
		1	99	11.98	11.25	11.2	12.1
		50	0	10.11	10.82	11.76	12.1
		50	25	10.58	10.68	11.69	12.1
		50	50	11.02	10.51	10.97	12.1
		100	0	10.75	10.68	11.5	12.1

Unless otherwise stated the results shown in this test report refer only to the sample(s) tested and such sample(s) are retained for 90 days only.

除非另有說明，此報告結果僅對測試之樣品負責，同時此樣品僅保留90天。本報告未經本公司書面許可，不可部份複製。

This document is issued by the Company subject to its General Conditions of Service printed overleaf, available on request or accessible at www.sgs.com/terms_and_conditions.htm and, for electronic format documents, subject to Terms and Conditions for Electronic Documents at www.sgs.com/terms_e-document.htm. Attention is drawn to the limitation of liability, indemnification and jurisdiction issues defined therein. Any holder of this document is advised that information contained hereon reflects the Company's findings at the time of its intervention only and within the limits of Client's instructions, if any. The Company's sole responsibility is to its Client and this document does not exonerate parties to a transaction from exercising all their rights and obligations under the transaction documents. This document cannot be reproduced except in full, without prior written approval of the Company. Any unauthorized alteration, forgery or falsification of the content or appearance of this document is unlawful and offenders may be prosecuted to the fullest extent of the law.

SGS Taiwan Ltd.

No.134, Wu Kung Road, New Taipei Industrial Park, Wuku District, New Taipei City, Taiwan 24803/新北市五股區新北產業園區五工路 134 號

台灣檢驗科技股份有限公司

t (886-2) 2299-3279

f (886-2) 2298-0488

www.tw.sgs.com

Member of SGS Group

LTE Band 7 Receiver off+hotspot on				Conducted Power(dBm)			
Bandwidth	Modulation	RB size	RB offset	Channel	Channel	Channel	Tune up
				20775	21100	21425	
5MHz	QPSK	1	0	10.65	11.04	11.29	12.1
		1	13	10.22	10.64	10.87	12.1
		1	24	10.26	10.52	10.76	12.1
		12	0	10.29	10.68	10.88	12.1
		12	6	10.28	10.71	10.88	12.1
		12	13	10	10.42	10.62	12.1
		25	0	10.16	10.51	10.67	12.1
	16QAM	1	0	10.91	11.33	11.58	12.1
		1	13	10.55	10.91	11.18	12.1
		1	24	10.55	10.83	11.07	12.1
		12	0	10.25	10.63	10.85	12.1
		12	6	10.24	10.68	10.83	12.1
		12	13	9.94	10.39	10.58	12.1
		25	0	10.12	10.45	10.62	12.1
Bandwidth	Modulation	RB size	RB offset	Channel	Channel	Channel	Tune up
10MHz	QPSK	1	0	10.57	11.1	11.69	12.1
		1	25	10.31	10.68	11.09	12.1
		1	49	10.63	10.61	10.79	12.1
		25	0	10.05	10.67	11.14	12.1
		25	13	10.2	10.58	10.98	12.1
		25	25	10.15	10.4	10.61	12.1
		50	0	10.29	10.52	10.87	12.1
	16QAM	1	0	10.83	11.41	11.97	12.1
		1	25	10.57	11.03	11.38	12.1
		1	49	10.88	10.91	11.13	12.1
		25	0	9.97	10.64	11.11	12.1
		25	13	10.11	10.56	10.98	12.1
		25	25	10.12	10.37	10.6	12.1
		50	0	10.28	10.5	10.85	12.1

Unless otherwise stated the results shown in this test report refer only to the sample(s) tested and such sample(s) are retained for 90 days only.

除非另有說明，此報告結果僅對測試之樣品負責，同時此樣品僅保留90天。本報告未經本公司書面許可，不可部份複製。

This document is issued by the Company subject to its General Conditions of Service printed overleaf, available on request or accessible at www.sgs.com/terms_and_conditions.htm and, for electronic format documents, subject to Terms and Conditions for Electronic Documents at www.sgs.com/terms_e-document.htm. Attention is drawn to the limitation of liability, indemnification and jurisdiction issues defined therein. Any holder of this document is advised that information contained hereon reflects the Company's findings at the time of its intervention only and within the limits of Client's instructions, if any. The Company's sole responsibility is to its Client and this document does not exonerate parties to a transaction from exercising all their rights and obligations under the transaction documents. This document cannot be reproduced except in full, without prior written approval of the Company. Any unauthorized alteration, forgery or falsification of the content or appearance of this document is unlawful and offenders may be prosecuted to the fullest extent of the law.

SGS Taiwan Ltd.

No.134,Wu Kung Road, New Taipei Industrial Park, Wuku District, New Taipei City, Taiwan 24803/新北市五股區新北產業園區五工路 134 號

台灣檢驗科技股份有限公司

t (886-2) 2299-3279

f (886-2) 2298-0488

www.tw.sgs.com

Member of SGS Group

Bandwidth	Modulation	RB size	RB offset	Channel	Channel	Channel	Tune up
				20825	21100	21375	
15MHz	QPSK	1	0	10.13	11.21	11.67	12.1
		1	38	10.42	10.63	11.3	12.1
		1	74	11.05	10.41	10.57	12.1
		36	0	10.03	10.64	11.44	12.1
		36	18	10.22	10.65	11.31	12.1
		36	39	10.56	10.29	10.66	12.1
		75	0	10.4	10.51	11.17	12.1
	16QAM	1	0	10.5	11.17	11.89	12.1
		1	38	10.71	10.95	11.6	12.1
		1	74	11.32	10.67	10.88	12.1
		36	0	10.01	10.64	11.41	12.1
		36	18	10.19	10.66	11.29	12.1
		36	39	10.58	10.29	10.65	12.1
		75	0	10.33	10.5	11.14	12.1
Bandwidth	Modulation	RB size	RB offset	Channel	Channel	Channel	Tune up
				20850	21100	21350	
20MHz	QPSK	1	0	10.67	11.66	11.8	12.1
		1	50	10.93	10.95	11.96	12.1
		1	99	11.89	11.07	11.09	12.1
		50	0	10.32	11.05	11.95	12.1
		50	25	10.8	10.91	11.94	12.1
		50	50	11.27	10.75	11.21	12.1
		100	0	10.99	10.92	11.74	12.1
	16QAM	1	0	11.04	11.89	11.91	12.1
		1	50	11.3	11.33	11.94	12.1
		1	99	11.96	11.36	11.53	12.1
		50	0	10.37	11.1	11.87	12.1
		50	25	10.77	10.95	11.96	12.1
		50	50	11.27	10.77	11.23	12.1
		100	0	11.01	10.9	11.68	12.1

Table 16 : Conducted Power Of LTE

Unless otherwise stated the results shown in this test report refer only to the sample(s) tested and such sample(s) are retained for 90 days only.

除非另有說明，此報告結果僅對測試之樣品負責，同時此樣品僅保留90天。本報告未經本公司書面許可，不可部份複製。

This document is issued by the Company subject to its General Conditions of Service printed overleaf, available on request or accessible at www.sgs.com/terms_and_conditions.htm and, for electronic format documents, subject to Terms and Conditions for Electronic Documents at www.sgs.com/terms_e-document.htm. Attention is drawn to the limitation of liability, indemnification and jurisdiction issues defined therein. Any holder of this document is advised that information contained hereon reflects the Company's findings at the time of its intervention only and within the limits of Client's instructions, if any. The Company's sole responsibility is to its Client and this document does not exonerate parties to a transaction from exercising all their rights and obligations under the transaction documents. This document cannot be reproduced except in full, without prior written approval of the Company. Any unauthorized alteration, forgery or falsification of the content or appearance of this document is unlawful and offenders may be prosecuted to the fullest extent of the law.

SGS Taiwan Ltd.

No.134,Wu Kung Road, New Taipei Industrial Park, Wuku District, New Taipei City, Taiwan 24803/新北市五股區新北產業園區五工路 134 號

台灣檢驗科技股份有限公司

t (886-2) 2299-3279

f (886-2) 2298-0488

www.tw.sgs.com

Member of SGS Group

8.1.1 Conducted Power of Downlink LTE CA

In this section, the following conducted power measurement results of downlink LTE carrier aggregation are provided to quantify downlink only carrier aggregation SAR test exclusion per KDB 941225 D05A. Uplink maximum output power is measured with downlink carrier aggregation active, using the channel with highest measured maximum output power when downlink carrier aggregation is inactive, to confirm that when downlink carrier aggregation is active uplink maximum output power remains within the specified tune-up tolerance limits and not more than ¼ dB higher than the maximum output power measured when downlink carrier aggregation inactive.

Power test equipment: R&S Radio Communication Tester CMW500 and/or Anritsu Radio Communication Analyzer MT8821C were used.

The device supports Rel. 11 downlink only LTE Carrier Aggregation and certain network enhancement features (UE Category: cat 5). It supports a maximum of 2 carriers in the downlink. Other Release 11 or higher features are not supported, including Uplink Carrier Aggregation, Enhanced SC-FDMA and Uplink MIMO or other antenna diversity configurations etc.

The possible downlink LTE CA combinations supported by this device are as below tables per 3GPP TS 36.101. The detailed conducted power measurement results of downlink LTE CA are provided in the SAR report per 3GPP TS 36.521. According to KDB 941225 D05A, the downlink only carrier aggregation conditions for this device can be excluded from SAR testing and PAG requirements.

Unless otherwise stated the results shown in this test report refer only to the sample(s) tested and such sample(s) are retained for 90 days only.

除非另有說明，此報告結果僅對測試之樣品負責，同時此樣品僅保留90天。本報告未經本公司書面許可，不可部份複製。

This document is issued by the Company subject to its General Conditions of Service printed overleaf, available on request or accessible at www.sgs.com/terms_and_conditions.htm and, for electronic format documents, subject to Terms and Conditions for Electronic Documents at www.sgs.com/terms_e-document.htm. Attention is drawn to the limitation of liability, indemnification and jurisdiction issues defined therein. Any holder of this document is advised that information contained hereon reflects the Company's findings at the time of its intervention only and within the limits of Client's instructions, if any. The Company's sole responsibility is to its Client and this document does not exonerate parties to a transaction from exercising all their rights and obligations under the transaction documents. This document cannot be reproduced except in full, without prior written approval of the Company. Any unauthorized alteration, forgery or falsification of the content or appearance of this document is unlawful and offenders may be prosecuted to the fullest extent of the law.

SGS Taiwan Ltd.

台灣檢驗科技股份有限公司

No.134, Wu Kung Road, New Taipei Industrial Park, Wuku District, New Taipei City, Taiwan 24803/新北市五股區新北產業園區五工路 134 號

t (886-2) 2299-3279

f (886-2) 2298-0488

www.tw.sgs.com

Member of SGS Group

Initial Conditions								
Test Environment as specified in TS 36.508[7] subclause 4.1					NC, TL/VL, TL/VH, TH/VL, TH/VH			
Test Frequencies as specified in TS 36.508 [7] subclause 4.3.1 for different CA bandwidth classes, and PCC and SCCs are mapped onto physical frequencies according to Table 6.1-2.					C: Mid range			
Test CC Combination setting (N_{RB_agg}) as specified in subclause 5.4.2A.1 for the CA Configuration across bandwidth combination sets supported by the UE.					Lowest N_{RB_agg} Highest N_{RB_agg} (Note 2)			
Test Parameters for CA Configurations								
CA Configuration / N_{RB_agg}		DL Allocation		CC MOD	UL Allocation			
PCC N_{RB}	SCCs N_{RB}	PCC & SCC RB allocation			N_{RB_alloc}	PCC & SCC RB allocations (L_{CRB} @ RB_{start})		
75	75	N/A for this test	QPSK	16	P_16@0	S_0@0	-	-
100	25		QPSK	8	P_8@0	S_0@0	-	-
100	50		QPSK	12	P_12@0	S_0@0	-	-
100	100		QPSK	18	P_18@0	S_0@0	-	-
Note 1: CA Configuration Test CC Combination settings are checked separately for each CA Configuration, which applicable aggregated channel bandwidths are specified in Table 5.4.2A.1-1								
Note 2: If in the CA Configuration UE supports multiple CC Combinations with the same N_{RB_agg} , only the first of those is tested, according to the order on the Test Configuration Table list.								

The conducted power measurement results of downlink LTE CA Conducted Power are as below, so the downlink only carrier aggregation conditions for this device can be excluded from SAR testing

Intra-band

ANT1													
1	LTE Band 7 full power												
	PCC							SCC				Power	
	DL LTE CA Class	LTE Band	BW (MHz)	Freq. (MHz)	Channel	UL# RB	UL RB Offset	LTE Band	BW (MHz)	Freq. (MHz)	Channel	LTE Rel 10 Tx.Power(dBm)	LTE Rel 8 Tx.Power(dBm)
	CA_7C	Band 7	20M	2510	20850	1	99	Band 7	20M	2649.8	3048	21.71	21.99
2	LTE Band 7 sensor on												
	PCC							SCC				Power	
	DL LTE CA Class	LTE Band	BW (MHz)	Freq. (MHz)	Channel	UL# RB	UL RB Offset	LTE Band	BW (MHz)	Freq. (MHz)	Channel	LTE Rel 10 Tx.Power(dBm)	LTE Rel 8 Tx.Power(dBm)
	CA_7C	Band 7	20M	2560	21350	1	0	Band 7	20M	2660.2	3152	16.02	16.92

Unless otherwise stated the results shown in this test report refer only to the sample(s) tested and such sample(s) are retained for 90 days only.

除非另有說明，此報告結果僅對測試之樣品負責，同時此樣品僅保留90天。本報告未經本公司書面許可，不可部份複製。

This document is issued by the Company subject to its General Conditions of Service printed overleaf, available on request or accessible at www.sgs.com/terms_and_conditions.htm and, for electronic format documents, subject to Terms and Conditions for Electronic Documents at www.sgs.com/terms_e-document.htm. Attention is drawn to the limitation of liability, indemnification and jurisdiction issues defined therein. Any holder of this document is advised that information contained hereon reflects the Company's findings at the time of its intervention only and within the limits of Client's instructions, if any. The Company's sole responsibility is to its Client and this document does not exonerate parties to a transaction from exercising all their rights and obligations under the transaction documents. This document cannot be reproduced except in full, without prior written approval of the Company. Any unauthorized alteration, forgery or falsification of the content or appearance of this document is unlawful and offenders may be prosecuted to the fullest extent of the law.

SGS Taiwan Ltd.

No.134,Wu Kung Road, New Taipei Industrial Park, Wuku District, New Taipei City, Taiwan 24803/新北市五股區新北產業園區五工路 134 號

台灣檢驗科技股份有限公司

t (886-2) 2299-3279

f (886-2) 2298-0488

www.tw.sgs.com

Member of SGS Group

ANT2													
1	LTE Band 7 full power												
	PCC							SCC				Power	
	DL LTE CA Class	LTE Band	BW (MHz)	Freq. (MHz)	Channel	UL# RB	UL RB Offset	LTE Band	BW (MHz)	Freq. (MHz)	Channel	LTE Rel 10 Tx.Power(dBm)	LTE Rel 8 Tx.Power(dBm)
	CA_7C	Band 7	20M	2560	21350	1	0	Band 7	20M	2660.2	3152	20.82	21.02
2	LTE Band 7 Receiver on												
	PCC							SCC				Power	
	DL LTE CA Class	LTE Band	BW (MHz)	Freq. (MHz)	Channel	UL# RB	UL RB Offset	LTE Band	BW (MHz)	Freq. (MHz)	Channel	LTE Rel 10 Tx.Power(dBm)	LTE Rel 8 Tx.Power(dBm)
	CA_7C	Band 7	20M	2510	20850	1	99	Band 7	20M	2649.8	3048	12.69	12.97
3	LTE Band 7 Receiver on +WiFi station												
	PCC							SCC				Power	
	DL LTE CA Class	LTE Band	BW (MHz)	Freq. (MHz)	Channel	UL# RB	UL RB Offset	LTE Band	BW (MHz)	Freq. (MHz)	Channel	LTE Rel 10 Tx.Power(dBm)	LTE Rel 8 Tx.Power(dBm)
	CA_7C	Band 7	20M	2560	21350	1	0	Band 7	20M	2660.2	3152	11.52	11.77
3	LTE Band 7 Receiver off+hotspot on												
	PCC							SCC				Power	
	DL LTE CA Class	LTE Band	BW (MHz)	Freq. (MHz)	Channel	UL# RB	UL RB Offset	LTE Band	BW (MHz)	Freq. (MHz)	Channel	LTE Rel 10 Tx.Power(dBm)	LTE Rel 8 Tx.Power(dBm)
	CA_7C	Band 7	20M	2560	21350	1	0	Band 7	20M	2660.2	3152	11.92	11.96

Note: Testing is not required in bands or modes not intended/allowed for US operation.

According to KDB 941225 D05A, the downlink LTE CA SAR test is not required and PAG requirements can be excluded.

Unless otherwise stated the results shown in this test report refer only to the sample(s) tested and such sample(s) are retained for 90 days only.

除非另有說明，此報告結果僅對測試之樣品負責，同時此樣品僅保留90天。本報告未經本公司書面許可，不可部份複製。

This document is issued by the Company subject to its General Conditions of Service printed overleaf, available on request or accessible at www.sgs.com/terms_and_conditions.htm and, for electronic format documents, subject to Terms and Conditions for Electronic Documents at www.sgs.com/terms_e-document.htm. Attention is drawn to the limitation of liability, indemnification and jurisdiction issues defined therein. Any holder of this document is advised that information contained hereon reflects the Company's findings at the time of its intervention only and within the limits of Client's instructions, if any. The Company's sole responsibility is to its Client and this document does not exonerate parties to a transaction from exercising all their rights and obligations under the transaction documents. This document cannot be reproduced except in full, without prior written approval of the Company. Any unauthorized alteration, forgery or falsification of the content or appearance of this document is unlawful and offenders may be prosecuted to the fullest extent of the law.

SGS Taiwan Ltd.

台灣檢驗科技股份有限公司

No.134,Wu Kung Road, New Taipei Industrial Park, Wuku District, New Taipei City, Taiwan 24803/新北市五股區新北產業園區五工路 134 號

t (886-2) 2299-3279

f (886-2) 2298-0488

www.tw.sgs.com

Member of SGS Group

8.1.2 Conducted Power of WIFI and BT

WIFI2.4G Full Power						
Mode	Channel	Frequency(MHz)	Data Rate(Mbps)	Tune up	Average Power (dBm)	SAR Test
802.11b	1	2412	1	17	15.32	No
	6	2437		17	15.53	Yes
	11	2462		17	15.51	Yes
802.11g	1	2412	6	16.5	14.41	No
	6	2437		16.5	14.75	No
	11	2462		16.5	14.65	No
802.11n HT20	1	2412	6.5	16.5	14.37	No
	6	2437		16.5	14.73	No
	11	2462		16.5	14.62	No
802.11n HT40	3	2422	13.5	16.5	13.84	No
	6	2437		16.5	14.56	No
	9	2452		16.5	14.55	No

WIFI2.4G Reduced Power						
Mode	Channel	Frequency(MHz)	Data Rate(Mbps)	Tune up	Average Power (dBm)	SAR Test
802.11b	1	2412	1	11	9.54	No
	6	2437		11	9.08	No
	11	2462		11	9.36	No
802.11g	1	2412	6	11	9.15	No
	6	2437		11	9.29	No
	11	2462		11	9.58	No
802.11n HT20	1	2412	6.5	11	9.13	No
	6	2437		11	9.32	No
	11	2462		11	9.55	No
802.11n HT40	3	2422	13.5	10	8.31	No
	6	2437		10	8.57	No
	9	2452		10	9.06	No

Table 17 : Conducted Power Of WIFI

Note:

- Power must be measured at each transmit antenna port according to the DSSS and OFDM transmission configurations in each standalone and aggregated frequency band.
- Power measurement is required for the transmission mode configuration with the highest maximum output power specified for production units.
 - When the same highest maximum output power specification applies to multiple transmission modes, the largest channel bandwidth configuration with the lowest order modulation and lowest data rate is measured.

Unless otherwise stated the results shown in this test report refer only to the sample(s) tested and such sample(s) are retained for 90 days only.

除非另有說明，此報告結果僅對測試之樣品負責，同時此樣品僅保留90天。本報告未經本公司書面許可，不可部份複製。

This document is issued by the Company subject to its General Conditions of Service printed overleaf, available on request or accessible at www.sgs.com/terms_and_conditions.htm and, for electronic format documents, subject to Terms and Conditions for Electronic Documents at www.sgs.com/terms_e-document.htm. Attention is drawn to the limitation of liability, indemnification and jurisdiction issues defined therein. Any holder of this document is advised that information contained hereon reflects the Company's findings at the time of its intervention only and within the limits of Client's instructions, if any. The Company's sole responsibility is to its Client and this document does not exonerate parties to a transaction from exercising all their rights and obligations under the transaction documents. This document cannot be reproduced except in full, without prior written approval of the Company. Any unauthorized alteration, forgery or falsification of the content or appearance of this document is unlawful and offenders may be prosecuted to the fullest extent of the law.

SGS Taiwan Ltd.

No.134,Wu Kung Road, New Taipei Industrial Park, Wuku District, New Taipei City, Taiwan 24803/新北市五股區新北產業園區五工路 134 號

台灣檢驗科技股份有限公司

t (886-2) 2299-3279

f (886-2) 2298-0488

www.tw.sgs.com

Member of SGS Group

- 2) When the same highest maximum output power is specified for multiple largest channel bandwidth configurations with the same lowest order modulation or lowest order modulation and lowest data rate, power measurement is required for all equivalent 802.11 configurations with the same maximum output power.
- c) For each transmission mode configuration, power must be measured for the highest and lowest channels; and at the mid-band channel(s) when there are at least 3 channels. For configurations with multiple mid-band channels, due to an even number of channels, both channels should be measured.

BT		Average Conducted Power(dBm)				
Band	Channel	Frequency(MHz)	Tune up (dBm)	GFSK	$\pi/4$ DQPSK	8DPSK
BT	0	2402	10.5	9.8	7.9	8.0
	39	2441		8.2	6.3	6.4
	78	2480		8.8	7.0	7.1
BLE	0	2402	7	4.43	/	/
	19	2440		3.81	/	/
	39	2480		3.18	/	/

Table 18 : Conducted Power Of BT

Unless otherwise stated the results shown in this test report refer only to the sample(s) tested and such sample(s) are retained for 90 days only.

除非另有說明，此報告結果僅對測試之樣品負責，同時此樣品僅保留90天。本報告未經本公司書面許可，不可部份複製。

This document is issued by the Company subject to its General Conditions of Service printed overleaf, available on request or accessible at www.sgs.com/terms_and_conditions.htm and, for electronic format documents, subject to Terms and Conditions for Electronic Documents at www.sgs.com/terms_e-document.htm. Attention is drawn to the limitation of liability, indemnification and jurisdiction issues defined therein. Any holder of this document is advised that information contained hereon reflects the Company's findings at the time of its intervention only and within the limits of Client's instructions, if any. The Company's sole responsibility is to its Client and this document does not exonerate parties to a transaction from exercising all their rights and obligations under the transaction documents. This document cannot be reproduced except in full, without prior written approval of the Company. Any unauthorized alteration, forgery or falsification of the content or appearance of this document is unlawful and offenders may be prosecuted to the fullest extent of the law.

8.2 Stand-alone SAR test evaluation

Unless specifically required by the published RF exposure KDB procedures, standalone 1-g head or body and 10-g extremity SAR evaluation for general population exposure conditions, by measurement or numerical simulation, is not required when the corresponding SAR Test Exclusion Threshold condition is satisfied. These test exclusion conditions are based on source-based time-averaged maximum conducted output power of the RF channel requiring evaluation, adjusted for tune-up tolerance, and the minimum test separation distance required for the exposure conditions.

Freq. Band	Frequency (GHz)	Position	Average Power		Test Separation (mm)	Calculate Value	Exclusion Threshold	Exclusion (Y/N)
			dBm	mW				
Wi-Fi	2.45	Head	17	50.1	0	15.7	3	N
		Body-worn	17	50.1	15	5.2	3	N
		Hotspot	17	50.1	10	7.8	3	N
Bluetooth	2.48	Head	10.5	11.2	0	3.5	3	N
		Body-worn	10.5	11.2	15	1.2	3	Y
		Hotspot	10.5	11.2	10	1.8	3	Y

The 1-g and 10-g SAR test exclusion thresholds for 100 MHz to 6 GHz at test separation distances ≤ 50 mm are determined by:

$$[(\text{max. power of channel, including tune-up tolerance, mW}) / (\text{min. test separation distance, mm})] \cdot [\sqrt{f(\text{GHz})}] \leq 3.0$$
 for 1-g SAR and ≤ 7.5 for 10-g extremity SAR, where

- $f(\text{GHz})$ is the RF channel transmit frequency in GHz
- Power and distance are rounded to the nearest mW and mm before calculation
- The result is rounded to one decimal place for comparison

The test exclusions are applicable only when the minimum test separation distance is ≤ 50 mm and for transmission frequencies between 100 MHz and 6 GHz. When the minimum test separation distance is < 5 mm, a distance of 5 mm is applied to determine SAR test exclusion.

Unless otherwise stated the results shown in this test report refer only to the sample(s) tested and such sample(s) are retained for 90 days only.

除非另有說明，此報告結果僅對測試之樣品負責，同時此樣品僅保留90天。本報告未經本公司書面許可，不可部份複製。

This document is issued by the Company subject to its General Conditions of Service printed overleaf, available on request or accessible at www.sgs.com/terms_and_conditions.htm and, for electronic format documents, subject to Terms and Conditions for Electronic Documents at www.sgs.com/terms_e-document.htm. Attention is drawn to the limitation of liability, indemnification and jurisdiction issues defined therein. Any holder of this document is advised that information contained hereon reflects the Company's findings at the time of its intervention only and within the limits of Client's instructions, if any. The Company's sole responsibility is to its Client and this document does not exonerate parties to a transaction from exercising all their rights and obligations under the transaction documents. This document cannot be reproduced except in full, without prior written approval of the Company. Any unauthorized alteration, forgery or falsification of the content or appearance of this document is unlawful and offenders may be prosecuted to the fullest extent of the law.

SGS Taiwan Ltd.

No.134, Wu Kung Road, New Taipei Industrial Park, Wuku District, New Taipei City, Taiwan 24803/新北市五股區新北產業園區五工路 134 號

台灣檢驗科技股份有限公司

t (886-2) 2299-3279

f (886-2) 2298-0488

www.tw.sgs.com

Member of SGS Group

8.3 Measurement of SAR Data

8.3.1 SAR Result Of GSM850

Main Antenna Test data										
Test position	Test mode	Test Ch./Freq.	Duty Cycle	SAR (W/kg)1-g	Power Drift(dB)	Conducted Power(dBm)	Tune up Limit(dBm)	Scaled factor	Scaled SAR(W/kg)	Liquid Temp.(°C)
Head Test data with state 1										
Left cheek	GSM	190/836.6	1:8.3	0.169	-0.06	33.12	33.5	1.091	0.184	22.1
Head Test data with state 2										
Left cheek	GSM	190/836.6	1:8.3	0.077	-0.15	33.12	33.5	1.091	0.084	22.1
Head Test data with state 1										
Left cheek	GSM	190/836.6	1:8.3	0.169	-0.06	33.12	33.5	1.091	0.184	22.1
Left tilted	GSM	190/836.6	1:8.3	0.127	0.03	33.12	33.5	1.091	0.139	22.1
Right cheek	GSM	190/836.6	1:8.3	0.178	0.07	33.12	33.5	1.091	0.194	22.1
Right tilted	GSM	190/836.6	1:8.3	0.128	0.01	33.12	33.5	1.091	0.140	22.1
Head Test data at the worst case with SIM2										
Right cheek	GSM	190/836.6	1:8.3	0.174	0.04	33.12	33.5	1.091	0.190	22.1
Head Test data at the worst case with Battery 2#										
Right cheek	GSM	190/836.6	1:8.3	0.122	0.04	33.12	33.5	1.091	0.133	22.1
Head Test data at the worst case with Battery 3#										
Right cheek	GSM	190/836.6	1:8.3	0.0965	-0.04	33.12	33.5	1.091	0.105	22.1
Hotspot Test data with state 1(10mm)										
Back side	GPRS 3TS	190/836.6	1:2.77	0.17	-0.06	25.12	26.5	1.374	0.234	22.1
Hotspot Test data with state 2(10mm)										
Back side	GPRS 3TS	190/836.6	1:2.77	0.109	-0.01	25.12	26.5	1.374	0.150	22.1
Body worn Test data with state 1(15mm)										
Front side	GSM	190/836.6	1:8.3	0.163	-0.02	33.12	33.5	1.091	0.178	22.1
Back side	GSM	190/836.6	1:8.3	0.299	0.03	33.12	33.5	1.091	0.326	22.1
Front side	GPRS 3TS	190/836.6	1:2.77	0.185	-0.01	28.07	29.5	1.390	0.257	22.1
Back side	GPRS 3TS	190/836.6	1:2.77	0.315	-0.06	28.07	29.5	1.390	0.438	22.1
Body worn Test data at the worst case with SIM2										
Back side	GPRS 3TS	190/836.6	1:2.77	0.307	-0.04	28.07	29.5	1.390	0.427	22.1
Body worn Test data at the worst case with Battery 2#										
Back side	GPRS 3TS	190/836.6	1:2.77	0.292	-0.06	28.07	29.5	1.390	0.406	22.1
Body worn Test data at the worst case with Battery 3#										
Back side	GPRS 3TS	190/836.6	1:2.77	0.268	-0.02	28.07	29.5	1.390	0.373	22.1
Hotspot Test data with state 1(10mm)										
Front side	GPRS 3TS	190/836.6	1:2.77	0.0947	-0.03	25.12	26.5	1.374	0.130	22.1
Back side	GPRS 3TS	190/836.6	1:2.77	0.17	-0.06	25.12	26.5	1.374	0.234	22.1
Left side	GPRS 3TS	190/836.6	1:2.77	0.108	-0.09	25.12	26.5	1.374	0.148	22.1
Right side	GPRS 3TS	190/836.6	1:2.77	0.168	-0.1	25.12	26.5	1.374	0.231	22.1
Bottom side	GPRS 3TS	190/836.6	1:2.77	0.0483	-0.07	25.12	26.5	1.374	0.066	22.1
Hotspot Test data at the worst case with SIM2										
Back side	GPRS 3TS	190/836.6	1:2.77	0.171	-0.02	25.12	26.5	1.374	0.235	22.1
Hotspot Test data at the worst case with Battery 2#										
Back side	GPRS 3TS	190/836.6	1:2.77	0.161	0.02	25.12	26.5	1.374	0.221	22.1
Hotspot Test data at the worst case with Battery 3#										
Back side	GPRS 3TS	190/836.6	1:2.77	0.149	-0.05	25.12	26.5	1.374	0.205	22.1

Unless otherwise stated the results shown in this test report refer only to the sample(s) tested and such sample(s) are retained for 90 days only.

除非另有說明，此報告結果僅對測試之樣品負責，同時此樣品僅保留90天。本報告未經本公司書面許可，不可部份複製。

This document is issued by the Company subject to its General Conditions of Service printed overleaf, available on request or accessible at www.sgs.com/terms_and_conditions.htm and, for electronic format documents, subject to Terms and Conditions for Electronic Documents at www.sgs.com/terms_e-document.htm. Attention is drawn to the limitation of liability, indemnification and jurisdiction issues defined therein. Any holder of this document is advised that information contained hereon reflects the Company's findings at the time of its intervention only and within the limits of Client's instructions, if any. The Company's sole responsibility is to its Client and this document does not exonerate parties to a transaction from exercising all their rights and obligations under the transaction documents. This document cannot be reproduced except in full, without prior written approval of the Company. Any unauthorized alteration, forgery or falsification of the content or appearance of this document is unlawful and offenders may be prosecuted to the fullest extent of the law.

SGS Taiwan Ltd.

No.134,Wu Kung Road, New Taipei Industrial Park, Wuku District, New Taipei City, Taiwan 24803/新北市五股區新北產業園區五工路 134 號

台灣檢驗科技股份有限公司

t (886-2) 2299-3279

f (886-2) 2298-0488

www.tw.sgs.com

Member of SGS Group

Second Antenna Test data										
Test position	Test mode	Test Ch./Freq.	Duty Cycle	SAR (W/kg)1-g	Power Drift(dB)	Conducted Power(dBm)	Tune up Limit(dBm)	Scaled factor	Scaled SAR(W/kg)	Liquid Temp.(°C)
Head Test data										
Left cheek	GSM	190/836.6	1:8.3	0.126	-0.03	25.53	26.5	1.250	0.158	22.1
Left tilted	GSM	190/836.6	1:8.3	0.128	0.09	25.53	26.5	1.250	0.160	22.1
Right cheek	GSM	190/836.6	1:8.3	0.382	-0.08	25.53	26.5	1.250	0.478	22.1
Right tilted	GSM	190/836.6	1:8.3	0.308	0.1	25.53	26.5	1.250	0.385	22.1
Head Test data at the worst case with SIM2										
Right cheek	GSM	190/836.6	1:8.3	0.354	0.03	25.53	26.5	1.250	0.443	22.1
Head Test data at the worst case with Battery 2#										
Right cheek	GSM	190/836.6	1:8.3	0.384	-0.07	25.53	26.5	1.250	0.480	22.1
Head Test data at the worst case with Battery 3#										
Right cheek	GSM	190/836.6	1:8.3	0.382	0.03	25.53	26.5	1.250	0.478	22.1
Body worn Test data(15mm)										
Front side	GSM	190/836.6	1:8.3	0.0685	-0.03	29.49	30.5	1.262	0.086	22.1
Back side	GSM	190/836.6	1:8.3	0.0631	0.01	29.49	30.5	1.262	0.080	22.1
Front side	GPRS 3TS	190/836.6	1:2.77	0.0643	-0.16	24.97	26.5	1.422	0.091	22.1
Back side	GPRS 3TS	190/836.6	1:2.77	0.0608	-0.12	24.97	26.5	1.422	0.086	22.1
Body worn Test data at the worst case with SIM2										
Front side	GPRS 3TS	190/836.6	1:2.77	0.066	-0.03	24.97	26.5	1.422	0.094	22.1
Body worn Test data at the worst case with Battery 2#										
Front side	GPRS 3TS	190/836.6	1:2.77	0.06	-0.17	24.97	26.5	1.422	0.085	22.1
Body worn Test data at the worst case with Battery 3#										
Front side	GPRS 3TS	190/836.6	1:2.77	0.0652	-0.12	24.97	26.5	1.422	0.093	22.1
Hotspot activated Test data(10mm)										
Front side	GPRS 3TS	190/836.6	1:2.77	0.0622	-0.01	19.8	21.5	1.479	0.092	22.1
Back side	GPRS 3TS	190/836.6	1:2.77	0.0547	0.05	19.8	21.5	1.479	0.081	22.1
Left side	GPRS 3TS	190/836.6	1:2.77	0.024	0	19.8	21.5	1.479	0.035	22.1
Top side	GPRS 3TS	190/836.6	1:2.77	0.0359	0	19.8	21.5	1.479	0.053	22.1
Hotspot Test data at the worst case with SIM2										
Front side	GPRS 3TS	190/836.6	1:2.77	0.062	0.17	19.8	21.5	1.479	0.092	22.1
Hotspot Test data at the worst case with Battery 2#										
Front side	GPRS 3TS	190/836.6	1:2.77	0.0553	-0.06	19.8	21.5	1.479	0.082	22.1
Hotspot Test data at the worst case with Battery 3#										
Front side	GPRS 3TS	190/836.6	1:2.77	0.064	-0.12	19.8	21.5	1.479	0.095	22.1

Table 19 : SAR of GSM850 for Head and Body.

Note:

- 1) The maximum Scaled SAR value is marked in bold. Graph results refer to Appendix B
- 2) Per FCC KDB Publication 447498 D01, if the reported (scaled) SAR measured at the middle channel or highest output power channel for each test configuration is ≤ 0.8 W/kg then testing at the other channels is not required for such test configuration(s).

Unless otherwise stated the results shown in this test report refer only to the sample(s) tested and such sample(s) are retained for 90 days only.

除非另有說明，此報告結果僅對測試之樣品負責，同時此樣品僅保留90天。本報告未經本公司書面許可，不可部份複製。

This document is issued by the Company subject to its General Conditions of Service printed overleaf, available on request or accessible at www.sgs.com/terms_and_conditions.htm and, for electronic format documents, subject to Terms and Conditions for Electronic Documents at www.sgs.com/terms_e-document.htm. Attention is drawn to the limitation of liability, indemnification and jurisdiction issues defined therein. Any holder of this document is advised that information contained hereon reflects the Company's findings at the time of its intervention only and within the limits of Client's instructions, if any. The Company's sole responsibility is to its Client and this document does not exonerate parties to a transaction from exercising all their rights and obligations under the transaction documents. This document cannot be reproduced except in full, without prior written approval of the Company. Any unauthorized alteration, forgery or falsification of the content or appearance of this document is unlawful and offenders may be prosecuted to the fullest extent of the law.

SGS Taiwan Ltd.

No.134,Wu Kung Road, New Taipei Industrial Park, Wuku District, New Taipei City, Taiwan 24803/新北市五股區新北產業園區五工路 134 號

台灣檢驗科技股份有限公司

t (886-2) 2299-3279

f (886-2) 2298-0488

www.tw.sgs.com

Member of SGS Group

8.3.2 SAR Result Of GSM1900

Main Antenna Test data										
Test position	Test mode	Test Ch./Freq.	Duty Cycle	SAR (W/kg)1-g	Power Drift(dB)	Conducted Power(dBm)	Tune up Limit(dBm)	Scaled factor	Scaled SAR(W/kg)	Liquid Temp.(°C)
Head Test data										
Left cheek	GSM	661/1880	1:8.3	0.0194	0.04	30.1	30.5	1.096	0.021	22.3
Left tilted	GSM	661/1880	1:8.3	0.0114	0.04	30.1	30.5	1.096	0.012	22.3
Right cheek	GSM	661/1880	1:8.3	0.0297	0.06	30.1	30.5	1.096	0.033	22.3
Right tilted	GSM	661/1880	1:8.3	0.0142	0.09	30.1	30.5	1.096	0.016	22.3
Head Test data at the worst case with SIM2										
Right cheek	GSM	661/1880	1:8.3	0.0288	0.09	30.1	30.5	1.096	0.032	22.3
Head Test data at the worst case with Battery 2#										
Right cheek	GSM	661/1880	1:8.3	0.032	-0.11	30.1	30.5	1.096	0.035	22.3
Head Test data at the worst case with Battery 3#										
Right cheek	GSM	661/1880	1:8.3	0.0272	0.08	30.1	30.5	1.096	0.030	22.3
Body worn Test data(15mm)										
Front side	GSM	661/1880	1:8.3	0.0582	0.09	26.47	26.5	1.007	0.059	22.3
Back side	GSM	661/1880	1:8.3	0.0941	0.08	26.47	26.5	1.007	0.095	22.3
Front side	GPRS 4TS	661/1880	1:2.77	0.0598	-0.02	20.42	21	1.143	0.068	22.3
Back side	GPRS 4TS	661/1880	1:2.77	0.0991	-0.09	20.42	21	1.143	0.113	22.3
Body worn Test data at the worst case with SIM2										
Back side	GPRS 4TS	661/1880	1:2.075	0.101	0.03	20.42	21	1.143	0.115	22.3
Body worn Test data at the worst case with Battery 2#										
Back side	GPRS 4TS	661/1880	1:2.075	0.0928	0.05	20.42	21	1.143	0.106	22.3
Body worn Test data at the worst case with Battery 3#										
Back side	GPRS 4TS	661/1880	1:2.075	0.0722	0.06	20.42	21	1.143	0.083	22.3
Hotspot Test data(10mm)										
Front side	EGPRS 3TS	661/1880	1:2.77	0.113	-0.08	20.82	22	1.312	0.148	22.3
Back side	EGPRS 3TS	661/1880	1:2.77	0.191	0.08	20.82	22	1.312	0.251	22.3
Left side	GPRS 4TS	661/1880	1:2.075	0.0181	-0.05	21.31	22	1.172	0.021	22.3
Right side	GPRS 4TS	661/1880	1:2.075	0.0157	-0.03	21.31	22	1.172	0.018	22.3
Bottom side	EGPRS 3TS	661/1880	1:2.77	0.255	-0.08	20.82	22	1.312	0.335	22.3
Hotspot Test data at the worst case with SIM2										
Bottom side	EGPRS 3TS	661/1880	1:2.77	0.239	-0.2	20.82	22	1.312	0.314	22.3
Hotspot Test data at the worst case with Battery 2#										
Bottom side	EGPRS 3TS	661/1880	1:2.77	0.235	-0.13	20.82	22	1.312	0.308	22.3
Hotspot Test data at the worst case with Battery 3#										
Bottom side	EGPRS 3TS	661/1880	1:2.77	0.197	-0.01	20.82	22	1.312	0.259	22.3
Test position	Test mode	Test Ch./Freq.	Duty Cycle	SAR (W/kg)1-g	Power Drift(dB)	Conducted Power(dBm)	Tune up Limit(dBm)	Scaled factor	Scaled SAR(W/kg)	Liquid Temp.(°C)
Body worn Test data sensor off(17mm)										
Front side	GPRS 4TS	661/1880	1:2.77	0.102	-0.08	24.51	25	1.119	0.114	22.3
Back side	GPRS 4TS	661/1880	1:2.77	0.175	-0.08	24.51	25	1.119	0.196	22.3
Hotspot Test data sensor off(17mm)										
Front side	GPRS 4TS	661/1880	1:2.77	0.0534	0	21.31	22	1.172	0.063	22.3
Back side	GPRS 4TS	661/1880	1:2.77	0.0882	0.01	21.31	22	1.172	0.103	22.3
Bottom side	GPRS 4TS	661/1880	1:2.77	0.123	-0.04	21.31	22	1.172	0.144	22.3
Test data sensor off at the worst case with SIM2										
Back side	GPRS 4TS	661/1880	1:2.77	0.196	0.1	24.51	25	1.119	0.219	22.3
Test data sensor off at the worst case with Battery 2#										
Back side	GPRS 4TS	661/1880	1:2.77	0.18	0.03	24.51	25	1.119	0.201	22.3
Test data sensor off at the worst case with Battery 3#										
Back side	GPRS 4TS	661/1880	1:2.77	0.154	0.06	24.51	25	1.119	0.172	22.3

Unless otherwise stated the results shown in this test report refer only to the sample(s) tested and such sample(s) are retained for 90 days only.

除非另有說明，此報告結果僅對測試之樣品負責，同時此樣品僅保留90天。本報告未經本公司書面許可，不可部份複製。

This document is issued by the Company subject to its General Conditions of Service printed overleaf, available on request or accessible at www.sgs.com/terms_and_conditions.htm and, for electronic format documents, subject to Terms and Conditions for Electronic Documents at www.sgs.com/terms_e-document.htm. Attention is drawn to the limitation of liability, indemnification and jurisdiction issues defined therein. Any holder of this document is advised that information contained hereon reflects the Company's findings at the time of its intervention only and within the limits of Client's instructions, if any. The Company's sole responsibility is to its Client and this document does not exonerate parties to a transaction from exercising all their rights and obligations under the transaction documents. This document cannot be reproduced except in full, without prior written approval of the Company. Any unauthorized alteration, forgery or falsification of the content or appearance of this document is unlawful and offenders may be prosecuted to the fullest extent of the law.

SGS Taiwan Ltd.

台灣檢驗科技股份有限公司

No.134,Wu Kung Road, New Taipei Industrial Park, Wuku District, New Taipei City, Taiwan 24803/新北市五股區新北產業園區五工路 134 號

t (886-2) 2299-3279

f (886-2) 2298-0488

www.tw.sgs.com

Member of SGS Group

Second Antenna Test data										
Test position	Test mode	Test Ch./Freq.	Duty Cycle	SAR (W/kg)1-g	Power Drift(dB)	Conducted Power(dBm)	Tune up Limit(dBm)	Scaled factor	Scaled SAR(W/kg)	Liquid Temp.(°C)
Head Test data										
Left cheek	GSM	661/1880	1:8.3	0.145	-0.13	24.91	25.5	1.146	0.166	22.3
Left tilted	GSM	661/1880	1:8.3	0.098	-0.1	24.91	25.5	1.146	0.112	22.3
Right cheek	GSM	661/1880	1:8.3	0.463	0.03	24.91	25.5	1.146	0.530	22.3
Right tilted	GSM	661/1880	1:8.3	0.289	0.07	24.91	25.5	1.146	0.331	22.3
Head Test data at the worst case with SIM2										
Right cheek	GSM	512/1850.2	1:8.3	0.443	-0.02	24.91	25.5	1.146	0.507	22.3
Head Test data at the worst case with Battery 2#										
Right cheek	GSM	512/1850.2	1:8.3	0.484	0.11	24.91	25.5	1.146	0.554	22.3
Head Test data at the worst case with Battery 3#										
Right cheek	GSM	512/1850.2	1:8.3	0.483	-0.11	24.91	25.5	1.146	0.553	22.3
Body worn Test data(15mm)										
Front side	GSM	661/1880	1:8.3	0.0183	0.06	25.98	26.5	1.127	0.021	22.3
Back side	GSM	661/1880	1:8.3	0.0179	0.18	25.98	26.5	1.127	0.020	22.3
Front side	GPRS 4TS	661/1880	1:2.075	0.0175	-0.03	20.01	21	1.256	0.022	22.3
Back side	GPRS 4TS	661/1880	1:2.075	0.018	0.15	20.01	21	1.256	0.023	22.3
Body worn Test data at the worst case with SIM2										
Back side	GPRS 4TS	661/1880	1:2.075	0.0177	-0.08	20.01	21	1.256	0.022	22.3
Body worn Test data at the worst case with Battery 2#										
Back side	GPRS 4TS	661/1880	1:2.075	0.0143	0.06	20.01	21	1.256	0.018	22.3
Body worn Test data at the worst case with Battery 3#										
Back side	GPRS 4TS	661/1880	1:2.075	0.0157	0.03	20.01	21	1.256	0.020	22.3
Hotspot activated Test data(10mm)										
Front side	GPRS 4TS	661/1880	1:2.075	0.03	-0.03	16.87	18	1.297	0.039	22.3
Back side	GPRS 4TS	661/1880	1:2.075	0.0284	-0.19	16.87	18	1.297	0.037	22.3
Left side	GPRS 4TS	661/1880	1:2.075	0.0264	0.07	16.87	18	1.297	0.034	22.3
Top side	GPRS 4TS	661/1880	1:2.075	0.00449	0.02	16.87	18	1.297	0.006	22.3
Hotspot Test data at the worst case with SIM2										
Front side	GPRS 4TS	661/1880	1:2.075	0.0271	0.07	16.87	18	1.297	0.035	22.3
Hotspot Test data at the worst case with Battery 2#										
Front side	GPRS 4TS	661/1880	1:2.075	0.022	0.08	16.87	18	1.297	0.029	22.3
Hotspot Test data at the worst case with Battery 3#										
Front side	GPRS 4TS	661/1880	1:2.075	0.0193	-0.15	16.87	18	1.297	0.025	22.3

Table 20 : SAR of GSM1900 for Head and Body.

Note:

- 1) The maximum Scaled SAR value is marked in bold. Graph results refer to Appendix B
- 2) Per FCC KDB Publication 447498 D01, if the reported (scaled) SAR measured at the middle channel or highest output power channel for each test configuration is ≤ 0.8 W/kg then testing at the other channels is not required for such test configuration(s).

Unless otherwise stated the results shown in this test report refer only to the sample(s) tested and such sample(s) are retained for 90 days only.

除非另有說明，此報告結果僅對測試之樣品負責，同時此樣品僅保留90天。本報告未經本公司書面許可，不可部份複製。

This document is issued by the Company subject to its General Conditions of Service printed overleaf, available on request or accessible at www.sgs.com/terms_and_conditions.htm and, for electronic format documents, subject to Terms and Conditions for Electronic Documents at www.sgs.com/terms_e-document.htm. Attention is drawn to the limitation of liability, indemnification and jurisdiction issues defined therein. Any holder of this document is advised that information contained hereon reflects the Company's findings at the time of its intervention only and within the limits of Client's instructions, if any. The Company's sole responsibility is to its Client and this document does not exonerate parties to a transaction from exercising all their rights and obligations under the transaction documents. This document cannot be reproduced except in full, without prior written approval of the Company. Any unauthorized alteration, forgery or falsification of the content or appearance of this document is unlawful and offenders may be prosecuted to the fullest extent of the law.

SGS Taiwan Ltd.

No.134,Wu Kung Road, New Taipei Industrial Park, Wuku District, New Taipei City, Taiwan 24803/新北市五股區新北產業園區五工路 134 號

台灣檢驗科技股份有限公司

t (886-2) 2299-3279

f (886-2) 2298-0488

www.tw.sgs.com

Member of SGS Group

8.3.3 SAR Result Of WCDMA Band II

Main Antenna Test data										
Test position	Test mode	Test Ch./Freq.	Duty Cycle	SAR (W/kg)1-g	Power Drift(dB)	Conducted Power(dBm)	Tune up Limit(dBm)	Scaled factor	Scaled SAR(W/kg)	Liquid Temp.(°C)
Head Test data										
Left cheek	RMC	9400/1880	1:1	0.0668	0.06	22.27	23.5	1.327	0.089	22.3
Left tilted	RMC	9400/1880	1:1	0.0319	0.03	22.27	23.5	1.327	0.042	22.3
Right cheek	RMC	9400/1880	1:1	0.0788	0.01	22.27	23.5	1.327	0.105	22.3
Right tilted	RMC	9400/1880	1:1	0.0431	0.18	22.27	23.5	1.327	0.057	22.3
Head Test data at the worst case with SIM2										
Right cheek	RMC	9400/1880	1:1	0.0787	0.05	22.27	23.5	1.327	0.104	22.3
Head Test data at the worst case with Battery 2#										
Right cheek	RMC	9400/1880	1:1	0.084	0.04	22.27	23.5	1.327	0.112	22.3
Head Test data at the worst case with Battery 3#										
Right cheek	RMC	9400/1880	1:1	0.0759	-0.13	22.27	23.5	1.327	0.101	22.3
Body worn Test data sensor on(15mm)										
Front side	RMC	9400/1880	1:1	0.104	0.03	16.37	17.5	1.297	0.135	22.3
Back side	RMC	9400/1880	1:1	0.183	0.02	16.37	17.5	1.297	0.237	22.3
Body worn Test data at the worst case with SIM2										
Back side	RMC	9400/1880	1:1	0.184	0.06	16.37	17.5	1.297	0.239	22.3
Body worn Test data at the worst case with Battery 2#										
Back side	RMC	9400/1880	1:1	0.156	0.03	16.37	17.5	1.297	0.202	22.3
Body worn Test data at the worst case with Battery 3#										
Back side	RMC	9400/1880	1:1	0.161	-0.11	16.37	17.5	1.297	0.209	22.3
Hotspot Test data sensor on(10mm)										
Front side	RMC	9400/1880	1:1	0.0815	0.05	11.32	12.5	1.312	0.107	22.3
Back side	RMC	9400/1880	1:1	0.147	0.09	11.32	12.5	1.312	0.193	22.3
Left side	RMC	9400/1880	1:1	0.0324	0.09	17.37	18.5	1.297	0.042	22.3
Right side	RMC	9400/1880	1:1	0.0285	0.07	17.37	18.5	1.297	0.037	22.3
Bottom side	RMC	9400/1880	1:1	0.175	-0.03	11.32	12.5	1.312	0.23	22.3
Hotspot Test data at the worst case with SIM2										
Bottom side	RMC	9400/1880	1:1	0.173	-0.07	11.32	12.5	1.312	0.227	22.3
Hotspot Test data at the worst case with Battery 2#										
Bottom side	RMC	9400/1880	1:1	0.156	-0.06	11.32	12.5	1.312	0.205	22.3
Hotspot Test data at the worst case with Battery 3#										
Bottom side	RMC	9400/1880	1:1	0.158	-0.15	11.32	12.5	1.312	0.207	22.3
Test position	Test mode	Test Ch./Freq.	Duty Cycle	SAR (W/kg)1-g	Power Drift(dB)	Conducted Power(dBm)	Tune up Limit(dBm)	Scaled factor	Scaled SAR(W/kg)	Liquid Temp.(°C)
Body worn Test data sensor off(17mm)										
Front side	RMC	9400/1880	1:1	0.316	0.02	22.27	23.5	1.327	0.419	22.3
Back side	RMC	9400/1880	1:1	0.564	-0.03	22.27	23.5	1.327	0.749	22.3
Hotspot Test data sensor off(17mm)										
Front side	RMC	9400/1880	1:1	0.103	0.09	17.37	18.5	1.297	0.134	22.3
Back side	RMC	9400/1880	1:1	0.188	-0.05	17.37	18.5	1.297	0.244	22.3
Bottom side	RMC	9400/1880	1:1	0.251	-0.03	17.37	18.5	1.297	0.326	22.3
Test data sensor off at the worst case with SIM2										
Back side	RMC	9400/1880	1:1	0.563	0.04	22.27	23.5	1.327	0.747	22.3
Test data sensor off at the worst case with Battery 2#										
Back side	RMC	9400/1880	1:1	0.559	0.16	22.27	23.5	1.327	0.742	22.3
Test data sensor off at the worst case with Battery 3#										
Back side	RMC	9400/1880	1:1	0.492	0.11	22.27	23.5	1.327	0.653	22.3

Unless otherwise stated the results shown in this test report refer only to the sample(s) tested and such sample(s) are retained for 90 days only.

除非另有說明，此報告結果僅對測試之樣品負責，同時此樣品僅保留90天。本報告未經本公司書面許可，不可部份複製。

This document is issued by the Company subject to its General Conditions of Service printed overleaf, available on request or accessible at www.sgs.com/terms_and_conditions.htm and, for electronic format documents, subject to Terms and Conditions for Electronic Documents at www.sgs.com/terms_e-document.htm. Attention is drawn to the limitation of liability, indemnification and jurisdiction issues defined therein. Any holder of this document is advised that information contained hereon reflects the Company's findings at the time of its intervention only and within the limits of Client's instructions, if any. The Company's sole responsibility is to its Client and this document does not exonerate parties to a transaction from exercising all their rights and obligations under the transaction documents. This document cannot be reproduced except in full, without prior written approval of the Company. Any unauthorized alteration, forgery or falsification of the content or appearance of this document is unlawful and offenders may be prosecuted to the fullest extent of the law.

SGS Taiwan Ltd.

No.134,Wu Kung Road, New Taipei Industrial Park, Wuku District, New Taipei City, Taiwan 24803/新北市五股區新北產業園區五工路 134 號

台灣檢驗科技股份有限公司

t (886-2) 2299-3279

f (886-2) 2298-0488

www.tw.sgs.com

Member of SGS Group

Second Antenna Test data										
Test position	Test mode	Test Ch./Freq.	Duty Cycle	SAR (W/kg)1-g	Power Drift(dB)	Conducted Power(dBm)	Tune up Limit(dBm)	Scaled factor	Scaled SAR(W/kg)	Liquid Temp.(°C)
Head Test data										
Left cheek	RMC	9400/1880	1:1	0.15	-0.13	14.91	15.5	1.146	0.172	22.3
Left tilted	RMC	9400/1880	1:1	0.105	0.03	14.91	15.5	1.146	0.120	22.3
Right cheek	RMC	9400/1880	1:1	0.506	-0.19	14.91	15.5	1.146	0.580	22.3
Right tilted	RMC	9400/1880	1:1	0.357	0.02	14.91	15.5	1.146	0.409	22.3
Head Test data at the worst case with SIM2										
Right cheek	RMC	9538/1907.6	1:1	0.512	0.01	14.91	15.5	1.146	0.587	22.3
Head Test data at the worst case with Battery 2#										
Right cheek	RMC	9538/1907.6	1:1	0.552	-0.03	14.91	15.5	1.146	0.632	22.3
Head Test data at the worst case with Battery 3#										
Right cheek	RMC	9538/1907.6	1:1	0.452	0.02	14.91	15.5	1.146	0.518	22.3
Body worn Test data(15mm)										
Front side	RMC	9400/1880	1:1	0.123	0.13	22.49	23.5	1.262	0.155	22.3
Back side	RMC	9400/1880	1:1	0.133	-0.02	22.49	23.5	1.262	0.168	22.3
Body worn Test data at the worst case with SIM2										
Back side	RMC	9400/1880	1:1	0.13	-0.05	22.49	23.5	1.262	0.164	22.3
Body worn Test data at the worst case with Battery 2#										
Back side	RMC	9400/1880	1:1	0.108	-0.05	22.49	23.5	1.262	0.136	22.3
Body worn Test data at the worst case with Battery 3#										
Back side	RMC	9400/1880	1:1	0.106	-0.12	22.49	23.5	1.262	0.134	22.3
Hotspot activated Test data(10mm)										
Front side	RMC	9400/1880	1:1	0.044	-0.02	14.45	14.5	1.012	0.045	22.3
Back side	RMC	9400/1880	1:1	0.051	-0.02	14.45	14.5	1.012	0.052	22.3
Left side	RMC	9400/1880	1:1	0.0429	-0.05	14.45	14.5	1.012	0.043	22.3
Top side	RMC	9400/1880	1:1	0.0164	0.06	14.45	14.5	1.012	0.017	22.3
Hotspot Test data at the worst case with SIM2										
Back side	RMC	9400/1880	1:1	0.0474	0.08	14.45	14.5	1.012	0.048	22.3
Hotspot Test data at the worst case with Battery 2#										
Back side	RMC	9400/1880	1:1	0.0371	0.07	14.45	14.5	1.012	0.038	22.3
Hotspot Test data at the worst case with Battery 3#										
Back side	RMC	9400/1880	1:1	0.0405	-0.08	14.45	14.5	1.012	0.041	22.3

Table 21 : SAR of WCDMA Band II for Head and Body.

Note:

- 1) The maximum Scaled SAR value is marked in bold. Graph Results refer to Appendix B
- 2) If the reported (scaled) SAR measured at the middle channel or highest output power channel for each test configuration is ≤ 0.8 W/kg then testing at the other channels is not required for such test configuration(s).

Unless otherwise stated the results shown in this test report refer only to the sample(s) tested and such sample(s) are retained for 90 days only.

除非另有說明，此報告結果僅對測試之樣品負責，同時此樣品僅保留90天。本報告未經本公司書面許可，不可部份複製。

This document is issued by the Company subject to its General Conditions of Service printed overleaf, available on request or accessible at www.sgs.com/terms_and_conditions.htm and, for electronic format documents, subject to Terms and Conditions for Electronic Documents at www.sgs.com/terms_e-document.htm. Attention is drawn to the limitation of liability, indemnification and jurisdiction issues defined therein. Any holder of this document is advised that information contained hereon reflects the Company's findings at the time of its intervention only and within the limits of Client's instructions, if any. The Company's sole responsibility is to its Client and this document does not exonerate parties to a transaction from exercising all their rights and obligations under the transaction documents. This document cannot be reproduced except in full, without prior written approval of the Company. Any unauthorized alteration, forgery or falsification of the content or appearance of this document is unlawful and offenders may be prosecuted to the fullest extent of the law.

8.3.4 SAR Result Of WCDMA Band V

Main Antenna Test data										
Test position	Test mode	Test Ch./Freq.	Duty Cycle	SAR (W/kg)1-g	Power Drift(dB)	Conducted Power(dBm)	Tune up Limit(dBm)	Scaled factor	Scaled SAR(W/kg)	Liquid Temp.(°C)
Head Test data with state 1										
Right cheek	RMC	4182/836.6	1:1	0.187	0.04	23.04	23.8	1.191	0.223	22.1
Head Test data with state 2										
Right cheek	RMC	4182/836.6	1:1	0.124	0.14	23.04	23.8	1.191	0.148	22.1
Head Test data with state 1										
Left cheek	RMC	4182/836.6	1:1	0.198	-0.13	23.04	23.8	1.191	0.236	22.1
Left tilted	RMC	4182/836.6	1:1	0.14	0.09	23.04	23.8	1.191	0.167	22.1
Right cheek	RMC	4182/836.6	1:1	0.187	0.04	23.04	23.8	1.191	0.223	22.1
Right tilted	RMC	4182/836.6	1:1	0.138	0.09	23.04	23.8	1.191	0.164	22.1
Head Test data at the worst case with SIM2										
Left cheek	RMC	4182/836.6	1:1	0.19	0.01	23.04	23.8	1.191	0.226	22.1
Head Test data at the worst case with Battery 2#										
Left cheek	RMC	4182/836.6	1:1	0.159	-0.03	23.04	23.8	1.191	0.189	22.1
Head Test data at the worst case with Battery 3#										
Left cheek	RMC	4182/836.6	1:1	0.159	-0.09	23.04	23.8	1.191	0.189	22.1
Hotspot Test data with state 1(10mm)										
Back side	RMC	4182/836.4	1:1	0.411	0.06	23.04	23.8	1.191	0.490	22.1
Hotspot Test data with state 2(10mm)										
Back side	RMC	4182/836.4	1:1	0.307	0.01	23.04	23.8	1.191	0.366	22.1
Body worn Test data with state 1(15mm)										
Front side	RMC	4182/836.4	1:1	0.276	0.01	23.04	23.8	1.191	0.329	22.1
Back side	RMC	4182/836.4	1:1	0.378	-0.01	23.04	23.8	1.191	0.450	22.1
Body wornTest data at the worst case with SIM2										
Back side	RMC	4182/836.4	1:1	0.38	-0.03	23.04	23.8	1.191	0.453	22.1
Body worn Test data at the worst case with Battery 2#										
Back side	RMC	4182/836.4	1:1	0.359	0	23.04	23.8	1.191	0.428	22.1
Body worn Test data at the worst case with Battery 3#										
Back side	RMC	4182/836.4	1:1	0.359	0.01	23.04	23.8	1.191	0.428	22.1
Hotspot Test data with state 1(10mm)										
Front side	RMC	4182/836.4	1:1	0.285	0.01	23.04	23.8	1.191	0.340	22.1
Back side	RMC	4182/836.4	1:1	0.411	0.06	23.04	23.8	1.191	0.490	22.1
Left side	RMC	4182/836.4	1:1	0.28	0.00	23.04	23.8	1.191	0.334	22.1
Right side	RMC	4182/836.4	1:1	0.408	0.02	23.04	23.8	1.191	0.486	22.1
Bottom side	RMC	4182/836.4	1:1	0.111	-0.06	23.04	23.8	1.191	0.132	22.1
Hotspot Test data at the worst case with SIM2										
Back side	RMC	4182/836.4	1:1	0.407	-0.01	23.04	23.8	1.191	0.485	22.1
Hotspot Test data at the worst case with Battery 2#										
Back side	RMC	4182/836.4	1:1	0.397	0.02	23.04	23.8	1.191	0.473	22.1
Hotspot Test data at the worst case with Battery 3#										
Back side	RMC	4182/836.4	1:1	0.389	-0.06	23.04	23.8	1.191	0.463	22.1

Unless otherwise stated the results shown in this test report refer only to the sample(s) tested and such sample(s) are retained for 90 days only.

除非另有說明，此報告結果僅對測試之樣品負責，同時此樣品僅保留90天。本報告未經本公司書面許可，不可部份複製。

This document is issued by the Company subject to its General Conditions of Service printed overleaf, available on request or accessible at www.sgs.com/terms_and_conditions.htm and, for electronic format documents, subject to Terms and Conditions for Electronic Documents at www.sgs.com/terms_e-document.htm. Attention is drawn to the limitation of liability, indemnification and jurisdiction issues defined therein. Any holder of this document is advised that information contained hereon reflects the Company's findings at the time of its intervention only and within the limits of Client's instructions, if any. The Company's sole responsibility is to its Client and this document does not exonerate parties to a transaction from exercising all their rights and obligations under the transaction documents. This document cannot be reproduced except in full, without prior written approval of the Company. Any unauthorized alteration, forgery or falsification of the content or appearance of this document is unlawful and offenders may be prosecuted to the fullest extent of the law.

Second Antenna Test data										
Test position	Test mode	Test Ch./Freq.	Duty Cycle	SAR (W/kg)1-g	Power Drift(dB)	Conducted Power(dBm)	Tune up Limit(dBm)	Scaled factor	Scaled SAR(W/kg)	Liquid Temp.(°C)
Head Test data										
Left cheek	RMC	4182/836.4	1:1	0.161	-0.02	18.29	18.8	1.125	0.181	22.1
Left tilted	RMC	4182/836.4	1:1	0.125	-0.07	18.29	18.8	1.125	0.141	22.1
Right cheek	RMC	4182/836.4	1:1	0.48	-0.03	18.29	18.8	1.125	0.540	22.1
Right tilted	RMC	4182/836.4	1:1	0.323	0.05	18.29	18.8	1.125	0.363	22.1
Head Test data at the worst case with SIM2										
Right cheek	RMC	4182/836.4	1:1	0.475	0.01	18.29	18.8	1.125	0.534	22.1
Head Test data at the worst case with Battery 2#										
Right cheek	RMC	4182/836.4	1:1	0.445	-0.02	18.29	18.8	1.125	0.500	22.1
Head Test data at the worst case with Battery 3#										
Right cheek	RMC	4182/836.4	1:1	0.534	-0.02	18.29	18.8	1.125	0.601	22.1
Body worn Test data(15mm)										
Front side	RMC	4182/836.4	1:1	0.0982	0.1	23.05	23.8	1.189	0.117	22.1
Back side	RMC	4182/836.4	1:1	0.092	0.02	23.05	23.8	1.189	0.109	22.1
Body worn Test data at the worst case with SIM2										
Front side	RMC	4182/836.4	1:1	0.0967	-0.06	23.05	23.8	1.189	0.115	22.1
Body worn Test data at the worst case with Battery 2#										
Front side	RMC	4182/836.4	1:1	0.0939	0.06	23.05	23.8	1.189	0.112	22.1
Body worn Test data at the worst case with Battery 3#										
Front side	RMC	4182/836.4	1:1	0.102	0	23.05	23.8	1.189	0.121	22.1
Hotspot active Test data(10mm)										
Front side	RMC	4182/836.4	1:1	0.0574	0.03	16.03	16.8	1.194	0.069	22.1
Back side	RMC	4182/836.4	1:1	0.0491	0.17	16.03	16.8	1.194	0.059	22.1
Left side	RMC	4182/836.4	1:1	0.0236	0.09	16.03	16.8	1.194	0.028	22.1
Top side	RMC	4182/836.4	1:1	0.0349	0.13	16.03	16.8	1.194	0.042	22.1
Hotspot Test data at the worst case with SIM2										
Front side	RMC	4182/836.4	1:1	0.0597	-0.01	16.03	16.8	1.194	0.071	22.1
Hotspot Test data at the worst case with Battery 2#										
Front side	RMC	4182/836.4	1:1	0.0572	0	16.03	16.8	1.194	0.068	22.1
Hotspot Test data at the worst case with Battery 3#										
Front side	RMC	4182/836.4	1:1	0.063	0.05	16.03	16.8	1.194	0.075	22.1

Table 22 : SAR of WCDMA Band V for Head and Body.

Note:

- 1) The maximum Scaled SAR value is marked in bold. Graph Results refer to Appendix B
- 2) If the reported (scaled) SAR measured at the middle channel or highest output power channel for each test configuration is ≤ 0.8 W/kg then testing at the other channels is not required for such test configuration(s).

Unless otherwise stated the results shown in this test report refer only to the sample(s) tested and such sample(s) are retained for 90 days only.

除非另有說明，此報告結果僅對測試之樣品負責，同時此樣品僅保留90天。本報告未經本公司書面許可，不可部份複製。

This document is issued by the Company subject to its General Conditions of Service printed overleaf, available on request or accessible at www.sgs.com/terms_and_conditions.htm and, for electronic format documents, subject to Terms and Conditions for Electronic Documents at www.sgs.com/terms_e-document.htm. Attention is drawn to the limitation of liability, indemnification and jurisdiction issues defined therein. Any holder of this document is advised that information contained hereon reflects the Company's findings at the time of its intervention only and within the limits of Client's instructions, if any. The Company's sole responsibility is to its Client and this document does not exonerate parties to a transaction from exercising all their rights and obligations under the transaction documents. This document cannot be reproduced except in full, without prior written approval of the Company. Any unauthorized alteration, forgery or falsification of the content or appearance of this document is unlawful and offenders may be prosecuted to the fullest extent of the law.

8.3.5 SAR Result Of LTE Band 7

Main Antenna Test data											
Test position	BW.	Test mode	Test Ch./Freq.	Duty Cycle	SAR (W/kg)1-g	Power Drift(dB)	Conducted power(dBm)	Tune up Limit(dBm)	Scaled factor	Scaled SAR(W/kg)	Liquid Temp.(°C)
Head Test data with state 1											
Right cheek	20	QPSK	21350/2560	1:1	0.0901	0.07	22.4	23.2	1.202	0.108	22.1
Head Test data with state 2											
Right cheek	20	QPSK	21350/2560	1:1	0.133	0.02	22.4	23.2	1.202	0.160	22.1
Head Test data with state 2(1RB_0 offset)											
Left cheek	20	QPSK	21350/2560	1:1	0.0756	0.03	22.4	23.2	1.202	0.091	22.1
Left tilted	20	QPSK	21350/2560	1:1	0.0764	0.05	22.4	23.2	1.202	0.092	22.1
Right cheek	20	QPSK	21350/2560	1:1	0.133	0.02	22.4	23.2	1.202	0.160	22.1
Right tilted	20	QPSK	21350/2560	1:1	0.0638	-0.01	22.4	23.2	1.202	0.077	22.1
Head Test data with state 2(50RB_0 offset)											
Left cheek	20	QPSK	21350/2560	1:1	0.0696	0.09	20.77	22.2	1.390	0.097	22.1
Left tilted	20	QPSK	21350/2560	1:1	0.0693	-0.03	20.77	22.2	1.390	0.096	22.1
Right cheek	20	QPSK	21350/2560	1:1	0.134	0.04	20.77	22.2	1.390	0.186	22.1
Right tilted	20	QPSK	21350/2560	1:1	0.0626	0.01	20.77	22.2	1.390	0.087	22.1
Head Test data at the worst case with SIM2											
Right cheek	20	QPSK	21350/2560	1:1	0.132	0.02	20.77	22.2	1.390	0.183	22.1
Head Test data at the worst case with Battery 2#											
Right cheek	20	QPSK	21350/2560	1:1	0.139	-0.06	20.77	22.2	1.390	0.193	22.1
Head Test data at the worst case with Battery 3#											
Right cheek	20	QPSK	21350/2560	1:1	0.139	0.15	20.77	22.2	1.390	0.193	22.1
Hotspot Test data with state 1(10mm)											
Back side	20	QPSK	21350/2560	1:1	0.304	0.05	16.92	17.2	1.067	0.324	22.1
Hotspot Test data with state 2(10mm)											
Back side	20	QPSK	21350/2560	1:1	0.139	0.09	16.92	17.2	1.067	0.148	22.1
Body worn Test data with state 1(15mm 1RB_0 offset)											
Front side	20	QPSK	21350/2560	1:1	0.0763	-0.04	16.92	17.2	1.067	0.081	22.1
Back side	20	QPSK	21350/2560	1:1	0.135	-0.07	16.92	17.2	1.067	0.144	22.1
Body worn Test data with state 1(15mm 50%RB_25 offset)											
Front side	20	QPSK	21350/2560	1:1	0.0499	0.07	14.75	16.2	1.396	0.070	22.1
Back side	20	QPSK	21350/2560	1:1	0.0819	0.03	14.75	16.2	1.396	0.114	22.1
Body worn Test data at the worst case with SIM2											
Back side	20	QPSK	21350/2560	1:1	0.132	-0.04	16.92	17.2	1.067	0.141	22.1
Body worn Test data at the worst case with Battery 2#											
Back side	20	QPSK	21350/2560	1:1	0.135	0.05	16.92	17.2	1.067	0.144	22.1
Body worn Test data at the worst case with Battery 3#											
Back side	20	QPSK	21350/2560	1:1	0.177	0.13	16.92	17.2	1.067	0.189	22.1
Hotspot Test data with state 1(10mm 1RB_0 offset)											
Front side	20	QPSK	21350/2560	1:1	0.155	-0.14	16.92	17.2	1.067	0.165	22.1
Back side	20	QPSK	21350/2560	1:1	0.304	0.04	16.92	17.2	1.067	0.324	22.1
Left side	20	QPSK	21350/2560	1:1	0.0796	0.2	22.4	23.2	1.202	0.096	22.1
Right side	20	QPSK	21350/2560	1:1	0.175	0.01	22.4	23.2	1.202	0.210	22.1
Bottom side	20	QPSK	21350/2560	1:1	0.387	-0.08	16.92	17.2	1.067	0.413	22.1
Hotspot Test data with state 1(10mm 50%RB_25 offset)											
Front side	20	QPSK	21350/2560	1:1	0.105	0	14.75	16.2	1.396	0.147	22.1
Back side	20	QPSK	21350/2560	1:1	0.183	0.06	14.75	16.2	1.396	0.256	22.1
Left side	20	QPSK	21350/2560	1:1	0.0577	-0.03	20.77	22.2	1.390	0.080	22.1
Right side	20	QPSK	21350/2560	1:1	0.13	0	20.77	22.2	1.390	0.181	22.1
Bottom side	20	QPSK	21350/2560	1:1	0.229	-0.02	14.75	16.2	1.396	0.320	22.1
Hotspot Test data at the worst case with SIM2											
Bottom side	20	QPSK	21350/2560	1:1	0.394	-0.05	16.92	17.2	1.067	0.420	22.1
Hotspot Test data at the worst case with Battery 2#											
Bottom side	20	QPSK	21350/2560	1:1	0.381	-0.15	16.92	17.2	1.067	0.406	22.1
Hotspot Test data at the worst case with Battery 3#											
Bottom side	20	QPSK	21350/2560	1:1	0.48	0.04	16.92	17.2	1.067	0.512	22.1

Unless otherwise stated the results shown in this test report refer only to the sample(s) tested and such sample(s) are retained for 90 days only.

除非另有說明，此報告結果僅對測試之樣品負責，同時此樣品僅保留90天。本報告未經本公司書面許可，不可部份複製。

This document is issued by the Company subject to its General Conditions of Service printed overleaf, available on request or accessible at www.sgs.com/terms_and_conditions.htm and, for electronic format documents, subject to Terms and Conditions for Electronic Documents at www.sgs.com/terms_e-document.htm. Attention is drawn to the limitation of liability, indemnification and jurisdiction issues defined therein. Any holder of this document is advised that information contained hereon reflects the Company's findings at the time of its intervention only and within the limits of Client's instructions, if any. The Company's sole responsibility is to its Client and this document does not exonerate parties to a transaction from exercising all their rights and obligations under the transaction documents. This document cannot be reproduced except in full, without prior written approval of the Company. Any unauthorized alteration, forgery or falsification of the content or appearance of this document is unlawful and offenders may be prosecuted to the fullest extent of the law.

SGS Taiwan Ltd.

台灣檢驗科技股份有限公司

No.134,Wu Kung Road, New Taipei Industrial Park, Wuku District, New Taipei City, Taiwan 24803/新北市五股區新北產業園區五工路 134 號

t (886-2) 2299-3279

f (886-2) 2298-0488

www.tw.sgs.com

Member of SGS Group

Test position	BW.	Test mode	Test Ch./Freq.	Duty Cycle	SAR (W/kg)1-g	Power Drift(dB)	Conducted power(dBm)	Tune up Limit(dBm)	Scaled factor	Scaled SAR(W/kg)	Liquid Temp.(°C)
Body worn Test data sensor off(17mm 1RB_0 offset)											
Front side	20	QPSK	21350/2560	1:1	0.221	-0.05	22.4	23.2	1.202	0.266	22.1
Back side	20	QPSK	21350/2560	1:1	0.362	-0.08	22.4	23.2	1.202	0.435	22.1
Body worn Test data sensor off(17mm 50RB_0 offset)											
Front side	20	QPSK	21350/2560	1:1	0.151	-0.05	20.77	22.2	1.390	0.210	22.1
Back side	20	QPSK	21350/2560	1:1	0.231	-0.16	20.77	22.2	1.390	0.321	22.1
Hotspot Test data sensor off(17mm 1RB_0 offset)											
Bottom side	20	QPSK	21350/2560	1:1	0.534	0.02	22.4	23.2	1.202	0.642	22.1
Hotspot Test data sensor off(17mm 50RB_0 offset)											
Bottom side	20	QPSK	21350/2560	1:1	0.369	-0.08	20.77	22.2	1.390	0.513	22.1
Test data sensor off at the worst case with SIM2											
Bottom side	20	QPSK	21350/2560	1:1	0.516	-0.05	22.4	23.2	1.202	0.620	22.1
Test data sensor off at the worst case with Battery 2#											
Bottom side	20	QPSK	21350/2560	1:1	0.449	-0.14	22.4	23.2	1.202	0.540	22.1
Test data sensor off at the worst case with Battery 3#											
Bottom side	20	QPSK	21350/2560	1:1	0.561	-0.09	22.4	23.2	1.202	0.674	22.1
Second Antenna Test data											
Test position	BW.	Test mode	Test Ch./Freq.	Duty Cycle	SAR (W/kg)1-g	Power Drift(dB)	Conducted power(dBm)	Tune up Limit(dBm)	Scaled factor	Scaled SAR(W/kg)	Liquid Temp.(°C)
Head Test data(1RB_99 offset)											
Left cheek	20	QPSK	20850/2510	1:1	0.134	-0.02	12.97	13.2	1.054	0.141	22.1
Left tilted	20	QPSK	20850/2510	1:1	0.0599	-0.15	12.97	13.2	1.054	0.063	22.1
Right cheek	20	QPSK	20850/2510	1:1	0.44	0.15	12.97	13.2	1.054	0.464	22.1
Right tilted	20	QPSK	20850/2510	1:1	0.307	0.08	12.97	13.2	1.054	0.324	22.1
Head Test data(50RB_0 offset)											
Left cheek	20	QPSK	21350/2560	1:1	0.156	0.03	12.95	13.2	1.059	0.165	22.1
Left tilted	20	QPSK	21350/2560	1:1	0.116	0.03	12.95	13.2	1.059	0.123	22.1
Right cheek	20	QPSK	21350/2560	1:1	0.472	-0.13	12.95	13.2	1.059	0.500	22.1
Right tilted	20	QPSK	21350/2560	1:1	0.348	0.07	12.95	13.2	1.059	0.369	22.1
Head Test data at the worst case with SIM2											
Right cheek	20	QPSK	20850/2510	1:1	0.446	0.08	12.95	13.2	1.059	0.472	22.1
Head Test data at the worst case with Battery 2#											
Right cheek	20	QPSK	20850/2510	1:1	0.452	0.06	12.95	13.2	1.059	0.479	22.1
Head Test data at the worst case with Battery 3#											
Right cheek	20	QPSK	20850/2510	1:1	0.483	0.08	12.95	13.2	1.059	0.512	22.1
Body worn Test data(15mm 1RB_0 offset)											
Front side	20	QPSK	21350/2560	1:1	0.176	-0.2	21.02	21.2	1.042	0.183	22.1
Back side	20	QPSK	21350/2560	1:1	0.164	-0.19	21.02	21.2	1.042	0.171	22.1
Body worn Test data (15mm 50%RB_0 offset)											
Front side	20	QPSK	21350/2560	1:1	0.168	-0.01	20.91	21.2	1.069	0.180	22.1
Back side	20	QPSK	21350/2560	1:1	0.152	0.1	20.91	21.2	1.069	0.162	22.1
Body worn Test data at the worst case with SIM2											
Front side	20	QPSK	21350/2560	1:1	0.179	0.02	21.02	21.2	1.042	0.187	22.1
Body worn Test data at the worst case with Battery 2#											
Front side	20	QPSK	21350/2560	1:1	0.151	-0.18	21.02	21.2	1.042	0.157	22.1
Body worn Test data at the worst case with Battery 3#											
Front side	20	QPSK	21350/2560	1:1	0.134	-0.04	21.02	21.2	1.042	0.140	22.1

Unless otherwise stated the results shown in this test report refer only to the sample(s) tested and such sample(s) are retained for 90 days only.

除非另有說明，此報告結果僅對測試之樣品負責，同時此樣品僅保留90天。本報告未經本公司書面許可，不可部份複製。

This document is issued by the Company subject to its General Conditions of Service printed overleaf, available on request or accessible at www.sgs.com/terms_and_conditions.htm and, for electronic format documents, subject to Terms and Conditions for Electronic Documents at www.sgs.com/terms_e-document.htm. Attention is drawn to the limitation of liability, indemnification and jurisdiction issues defined therein. Any holder of this document is advised that information contained hereon reflects the Company's findings at the time of its intervention only and within the limits of Client's instructions, if any. The Company's sole responsibility is to its Client and this document does not exonerate parties to a transaction from exercising all their rights and obligations under the transaction documents. This document cannot be reproduced except in full, without prior written approval of the Company. Any unauthorized alteration, forgery or falsification of the content or appearance of this document is unlawful and offenders may be prosecuted to the fullest extent of the law.

SGS Taiwan Ltd.

No.134,Wu Kung Road, New Taipei Industrial Park, Wuku District, New Taipei City, Taiwan 24803/新北市五股區新北產業園區五工路 134 號

台灣檢驗科技股份有限公司

t (886-2) 2299-3279

f (886-2) 2298-0488

www.tw.sgs.com

Member of SGS Group

Hotspot activated Test data(10mm 1RB_50 offset)											
Front side	20	QPSK	21350/2560	1:1	0.0338	0.04	11.96	12.1	1.033	0.035	22.1
Back side	20	QPSK	21350/2560	1:1	0.0298	-0.03	11.96	12.1	1.033	0.031	22.1
Left side	20	QPSK	21350/2560	1:1	0.0222	-0.04	11.96	12.1	1.033	0.023	22.1
Top side	20	QPSK	21350/2560	1:1	0.0109	0.02	11.96	12.1	1.033	0.011	22.1
Hotspot activated Test data(10mm 50%RB_0 offset)											
Front side	20	QPSK	21350/2560	1:1	0.04	-0.04	11.95	12.1	1.035	0.041	22.1
Back side	20	QPSK	21350/2560	1:1	0.0365	-0.09	11.95	12.1	1.035	0.038	22.1
Left side	20	QPSK	21350/2560	1:1	0.0264	-0.13	11.95	12.1	1.035	0.027	22.1
Top side	20	QPSK	21350/2560	1:1	0.017	-0.01	11.95	12.1	1.035	0.018	22.1
Hotspot Test data at the worst case with SIM2											
Front side	20	QPSK	21350/2560	1:1	0.0358	-0.09	11.95	12.1	1.035	0.037	22.1
Hotspot Test data at the worst case with Battery 2#											
Front side	20	QPSK	21350/2560	1:1	0.0319	-0.04	11.95	12.1	1.035	0.033	22.1
Hotspot Test data at the worst case with Battery 3#											
Front side	20	QPSK	21350/2560	1:1	0.0361	-0.08	11.95	12.1	1.035	0.037	22.1

Table 23 : SAR of LTE Band 7 for Head and Body.

Note:

- 1) The maximum Scaled SAR value is marked in bold. Graph results refer to Appendix B
- 2) If the reported (scaled) SAR measured at the middle channel or highest output power channel for each test configuration is ≤ 0.8 W/kg then testing at the other channels is not required for such test configuration(s).

Unless otherwise stated the results shown in this test report refer only to the sample(s) tested and such sample(s) are retained for 90 days only.

除非另有說明，此報告結果僅對測試之樣品負責，同時此樣品僅保留90天。本報告未經本公司書面許可，不可部份複製。

This document is issued by the Company subject to its General Conditions of Service printed overleaf, available on request or accessible at www.sgs.com/terms_and_conditions.htm and, for electronic format documents, subject to Terms and Conditions for Electronic Documents at www.sgs.com/terms_e-document.htm. Attention is drawn to the limitation of liability, indemnification and jurisdiction issues defined therein. Any holder of this document is advised that information contained hereon reflects the Company's findings at the time of its intervention only and within the limits of Client's instructions, if any. The Company's sole responsibility is to its Client and this document does not exonerate parties to a transaction from exercising all their rights and obligations under the transaction documents. This document cannot be reproduced except in full, without prior written approval of the Company. Any unauthorized alteration, forgery or falsification of the content or appearance of this document is unlawful and offenders may be prosecuted to the fullest extent of the law.

SGS Taiwan Ltd.

No.134,Wu Kung Road, New Taipei Industrial Park, Wuku District, New Taipei City, Taiwan 24803/新北市五股區新北產業園區五工路 134 號

台灣檢驗科技股份有限公司

t (886-2) 2299-3279

f (886-2) 2298-0488

www.tw.sgs.com

Member of SGS Group

8.3.6 SAR Result Of WIFI2.4GHz

Test position	Test mode	Test Ch./Freq.	Duty Cycle	Duty Cycle Scaled factor	SAR (W/kg)1-g	Power drift(dB)	Conducted power(dBm)	Tune up Limit(dBm)	Scaled factor	Scaled SAR(W/kg)	Liquid Temp.(°C)
Head Test data											
Left cheek	802.11b	6/2437	99.70%	1.003	0.661	-0.01	15.53	17	1.403	0.927	22
Left tilted	802.11b	6/2437	99.70%	1.003	0.612	0.04	15.53	17	1.403	0.859	22
Right cheek	802.11b	6/2437	99.70%	1.003	0.346	0.05	15.53	17	1.403	0.485	22
Right tilted	802.11b	6/2437	99.70%	1.003	0.501	-0.01	15.53	17	1.403	0.703	22
Left cheek	802.11b	11/2462	99.70%	1.003	0.4	0.07	15.51	17	1.409	0.564	22
Left tilted	802.11b	11/2462	99.70%	1.003	0.349	0.02	15.51	17	1.409	0.492	22
Head Test data at the worst case with Battery 2#											
Left cheek	802.11b	6/2437	99.70%	1.003	0.544	-0.08	15.53	17	1.403	0.763	22
Head Test data at the worst case with Battery 3#											
Left cheek	802.11b	6/2437	99.70%	1.003	0.208	0.07	15.53	17	1.403	0.292	22
Body worn Test data(15mm)											
Front side	802.11b	6/2437	99.70%	1.003	0.053	0.11	15.53	17	1.403	0.074	22
Back side	802.11b	6/2437	99.70%	1.003	0.0502	0.03	15.53	17	1.403	0.070	22
Body worn Test data at the worst case with Battery 2#											
Front side	802.11b	6/2437	99.70%	1.003	0.0527	0.07	15.53	17	1.403	0.074	22
Body worn Test data at the worst case with Battery 3#											
Front side	802.11b	6/2437	99.70%	1.003	0.0087	0.05	15.53	17	1.403	0.012	22
Hotspot Test data (10mm)											
Front side	802.11b	6/2437	99.70%	1.003	0.0896	-0.03	15.53	17	1.403	0.126	22
Back side	802.11b	6/2437	99.70%	1.003	0.0936	0.11	15.53	17	1.403	0.131	22
Right side	802.11b	6/2437	99.70%	1.003	0.0421	0.1	15.53	17	1.403	0.059	22
Top side	802.11b	6/2437	99.70%	1.003	0.122	0.04	15.53	17	1.403	0.171	22
Hotspot Test data at the worst case with Battery 2#											
Top side	802.11b	6/2437	99.70%	1.003	0.112	-0.2	15.53	17	1.403	0.157	22
Hotspot Test data at the worst case with Battery 3#											
Top side	802.11b	6/2437	99.70%	1.003	0.047	0.08	15.53	17	1.403	0.066	22

Table 24 : SAR of WIFI2.4GHz for Head and Body

Note:

- 1) The maximum Scaled SAR value is marked in bold. Graph results refer to Appendix B
- 2) If the reported (scaled) SAR is > 0.8 W/kg, SAR is required for that exposure configuration using the next highest measured output power channel. When any reported SAR is > 1.2 W/kg, SAR is required for the third channel; i.e., all channels require testing.
- 3) Each channel was tested at the lowest data rate.
- 4) When the highest reported SAR for DSSS is adjusted by the ratio of OFDM to DSSS specified maximum output power and the adjusted SAR is ≤ 1.2 W/kg, 802.11g/n OFDM SAR Test is not required.

Unless otherwise stated the results shown in this test report refer only to the sample(s) tested and such sample(s) are retained for 90 days only.

除非另有說明，此報告結果僅對測試之樣品負責，同時此樣品僅保留90天。本報告未經本公司書面許可，不可部份複製。

This document is issued by the Company subject to its General Conditions of Service printed overleaf, available on request or accessible at www.sgs.com/terms_and_conditions.htm and, for electronic format documents, subject to Terms and Conditions for Electronic Documents at www.sgs.com/terms_e-document.htm. Attention is drawn to the limitation of liability, indemnification and jurisdiction issues defined therein. Any holder of this document is advised that information contained hereon reflects the Company's findings at the time of its intervention only and within the limits of Client's instructions, if any. The Company's sole responsibility is to its Client and this document does not exonerate parties to a transaction from exercising all their rights and obligations under the transaction documents. This document cannot be reproduced except in full, without prior written approval of the Company. Any unauthorized alteration, forgery or falsification of the content or appearance of this document is unlawful and offenders may be prosecuted to the fullest extent of the law.

SGS Taiwan Ltd.

台灣檢驗科技股份有限公司

No.134,Wu Kung Road, New Taipei Industrial Park, Wuku District, New Taipei City, Taiwan 24803/新北市五股區新北產業園區五工路 134 號

t (886-2) 2299-3279

f (886-2) 2298-0488

www.tw.sgs.com

Member of SGS Group

8.3.1 SAR Result Of Bluetooth

Test position	Test mode	Test Ch./Freq.	Duty Cycle	Duty Cycle Scaled factor	SAR (W/kg)1-g	Power drift(dB)	Conducted power(dBm)	Tune up Limit(dBm)	Scaled factor	Scaled SAR(W/kg)	Liquid Temp.(°C)
Head Test data											
Left cheek	DH5	0/2402	100.00%	1	0.0471	-0.06	9.8	10.5	1.175	0.055	22
Left tilted	DH5	0/2402	100.00%	1	0.0466	0.09	9.8	10.5	1.175	0.055	22
Right cheek	DH5	0/2402	100.00%	1	0.0273	0.01	9.8	10.5	1.175	0.032	22
Right tilted	DH5	0/2402	100.00%	1	0.0392	-0.05	9.8	10.5	1.175	0.046	22
Head Test data at the worst case with Battery 2#											
Left cheek	DH5	0/2402	100.00%	1	0.059	0.04	9.8	10.5	1.175	0.069	22
Head Test data at the worst case with Battery 3#											
Left cheek	DH5	0/2402	100.00%	1	0.0111	0.03	9.8	10.5	1.175	0.013	22

Table 25 : SAR of Bluetooth for Head

Note:

- 1) The maximum Scaled SAR value is marked in bold. Graph results refer to Appendix B
- 2) If the reported (scaled) SAR measured at the middle channel or highest output power channel for each test configuration is ≤ 0.8 W/kg then testing at the other channels is not required for such test configuration(s).

Unless otherwise stated the results shown in this test report refer only to the sample(s) tested and such sample(s) are retained for 90 days only.

除非另有說明，此報告結果僅對測試之樣品負責，同時此樣品僅保留90天。本報告未經本公司書面許可，不可部份複製。

This document is issued by the Company subject to its General Conditions of Service printed overleaf, available on request or accessible at www.sgs.com/terms_and_conditions.htm and, for electronic format documents, subject to Terms and Conditions for Electronic Documents at www.sgs.com/terms_e-document.htm. Attention is drawn to the limitation of liability, indemnification and jurisdiction issues defined therein. Any holder of this document is advised that information contained hereon reflects the Company's findings at the time of its intervention only and within the limits of Client's instructions, if any. The Company's sole responsibility is to its Client and this document does not exonerate parties to a transaction from exercising all their rights and obligations under the transaction documents. This document cannot be reproduced except in full, without prior written approval of the Company. Any unauthorized alteration, forgery or falsification of the content or appearance of this document is unlawful and offenders may be prosecuted to the fullest extent of the law.

SGS Taiwan Ltd.

No.134,Wu Kung Road, New Taipei Industrial Park, Wuku District, New Taipei City, Taiwan 24803/新北市五股區新北產業園區五工路 134 號

台灣檢驗科技股份有限公司

t (886-2) 2299-3279

f (886-2) 2298-0488

www.tw.sgs.com

Member of SGS Group

8.4 Multiple Transmitter Evaluation

8.4.1 Simultaneous SAR SAR test evaluation

Simultaneous Transmission Possibilities

NO.	Simultaneous Tx Combination	Head	Body-worn	Hotspot (10mm)	Product Specific 10-g (0mm)
1	GSM Voice(Main ant) + BT	Yes	Yes	NA	Yes
2	GSM DATA(Main ant) + BT	N/A	Yes	NA	Yes
3	GSM Voice(Second ant) + BT	Yes	Yes	NA	Yes
4	GSM DATA(Second ant)+ BT	N/A	Yes	NA	Yes
5	GSM Voice(Main ant) + WiFi	Yes	Yes	NA	Yes
6	GSM DATA(Main ant) + WiFi	N/A	Yes	Yes	Yes
7	GSM Voice(Second ant) + WiFi	Yes	Yes	NA	Yes
8	GSM DATA(Second ant) + WiFi	N/A	Yes	Yes	Yes
9	UMTS Voice(Main ant) + BT	Yes	Yes	NA	Yes
10	UMTS Data(Main ant) + BT	N/A	Yes	NA	Yes
11	UMTS Voice(Second ant) + BT	Yes	Yes	NA	Yes
12	UMTS Data(Second ant) + BT	N/A	Yes	NA	Yes
13	UMTS Voice(Main ant) + WiFi	Yes	Yes	NA	Yes
14	UMTS Data (Main ant) + WiFi	Yes*	Yes	Yes	Yes
15	UMTS Voice (Second ant)+ WiFi	Yes	Yes	NA	Yes
16	UMTS Data (Second ant)+ WiFi	Yes*	Yes	Yes	Yes
17	LTE(Main ant) + WiFi	Yes*	Yes*	Yes	Yes
18	LTE(Main ant) + BT	Yes*	Yes*	NA	Yes
19	LTE (Second ant)+ WiFi	Yes*	Yes*	Yes	Yes
20	LTE (Second ant) + BT	Yes*	Yes*	NA	Yes

Note:

- 1) Wi-Fi and Bluetooth share the same Tx antenna and can't transmit simultaneously.
- 2) The device does not support DTM function.
- 3) * VoLTE or pre-installed VOIP applications are considered.
- 4) The Main Antenna and Second Antenna can't transmit simultaneously.
- 5) The device supports Vo-WIFI function.

Unless otherwise stated the results shown in this test report refer only to the sample(s) tested and such sample(s) are retained for 90 days only.

除非另有說明，此報告結果僅對測試之樣品負責，同時此樣品僅保留90天。本報告未經本公司書面許可，不可部份複製。

This document is issued by the Company subject to its General Conditions of Service printed overleaf, available on request or accessible at www.sgs.com/terms_and_conditions.htm and, for electronic format documents, subject to Terms and Conditions for Electronic Documents at www.sgs.com/terms_e-document.htm. Attention is drawn to the limitation of liability, indemnification and jurisdiction issues defined therein. Any holder of this document is advised that information contained hereon reflects the Company's findings at the time of its intervention only and within the limits of Client's instructions, if any. The Company's sole responsibility is to its Client and this document does not exonerate parties to a transaction from exercising all their rights and obligations under the transaction documents. This document cannot be reproduced except in full, without prior written approval of the Company. Any unauthorized alteration, forgery or falsification of the content or appearance of this document is unlawful and offenders may be prosecuted to the fullest extent of the law.

SGS Taiwan Ltd.

No.134,Wu Kung Road, New Taipei Industrial Park, Wuku District, New Taipei City, Taiwan 24803/新北市五股區新北產業園區五工路 134 號

台灣檢驗科技股份有限公司

t (886-2) 2299-3279

f (886-2) 2298-0488

www.tw.sgs.com

Member of SGS Group

8.4.2 Estimated SAR

When the standalone SAR test exclusion is applied to an antenna that transmits simultaneously with other antennas, the standalone SAR must be estimated according to the following to determine simultaneous transmission SAR test exclusion:

- $(\text{max. power of channel, including tune-up tolerance, mW}) / (\text{min. test separation distance, mm}) \cdot [\sqrt{f(\text{GHz})} / x] \text{ W/kg}$ for test separation distances $\leq 50 \text{ mm}$;

Where $x = 7.5$ for 1-g SAR, and $x = 18.75$ for 10-g SAR.

- 0.4 W/kg for 1-g SAR and 1.0 W/kg for 10-g SAR, when the test separation distances is $> 50 \text{ mm}$.

Estimated SAR Result

Freq. Band	Frequency (GHz)	Test Position	max. power(dBm)	max. power(mw)	Test Separation (mm)	Estimated SAR1g (W/kg)
Bluetooth	2.48	Body-worn	10.5	11.22	15	0.157

Unless otherwise stated the results shown in this test report refer only to the sample(s) tested and such sample(s) are retained for 90 days only.

除非另有說明，此報告結果僅對測試之樣品負責，同時此樣品僅保留90天。本報告未經本公司書面許可，不可部份複製。

This document is issued by the Company subject to its General Conditions of Service printed overleaf, available on request or accessible at www.sgs.com/terms_and_conditions.htm and, for electronic format documents, subject to Terms and Conditions for Electronic Documents at www.sgs.com/terms_e-document.htm. Attention is drawn to the limitation of liability, indemnification and jurisdiction issues defined therein. Any holder of this document is advised that information contained hereon reflects the Company's findings at the time of its intervention only and within the limits of Client's instructions, if any. The Company's sole responsibility is to its Client and this document does not exonerate parties to a transaction from exercising all their rights and obligations under the transaction documents. This document cannot be reproduced except in full, without prior written approval of the Company. Any unauthorized alteration, forgery or falsification of the content or appearance of this document is unlawful and offenders may be prosecuted to the fullest extent of the law.

SGS Taiwan Ltd.

台灣檢驗科技股份有限公司

No.134,Wu Kung Road, New Taipei Industrial Park, Wuku District, New Taipei City, Taiwan 24803/新北市五股區新北產業園區五工路 134 號

t (886-2) 2299-3279

f (886-2) 2298-0488

www.tw.sgs.com

Member of SGS Group

1) Simultaneous Transmission SAR Summation Scenario for head

WWAN Band (Main Antenna)	Exposure position	① MAX.WWAN SAR(W/kg)	②MAX.WLAN SAR(W/kg)	③ MAX.BT SAR(W/kg)	Summed SAR①+ ②	Summed SAR①+ ③	Case NO.
GSM850	Left Touch	0.184	0.927	0.069	1.111	0.253	No
	Left Tilt	0.139	0.859	0.055	0.998	0.194	No
	Right Touch	0.194	0.485	0.032	0.679	0.226	No
	Right Tilt	0.140	0.703	0.046	0.843	0.186	No
GSM1900	Left Touch	0.021	0.927	0.069	0.948	0.090	No
	Left Tilt	0.012	0.859	0.055	0.871	0.067	No
	Right Touch	0.035	0.485	0.032	0.520	0.067	No
	Right Tilt	0.016	0.703	0.046	0.719	0.062	No
WCDMA Band II	Left Touch	0.089	0.927	0.069	1.016	0.158	No
	Left Tilt	0.042	0.859	0.055	0.901	0.097	No
	Right Touch	0.112	0.485	0.032	0.597	0.144	No
	Right Tilt	0.057	0.703	0.046	0.760	0.103	No
WCDMA Band V	Left Touch	0.236	0.927	0.069	1.163	0.305	No
	Left Tilt	0.167	0.859	0.055	1.026	0.222	No
	Right Touch	0.223	0.485	0.032	0.708	0.255	No
	Right Tilt	0.164	0.703	0.046	0.867	0.210	No
LTE Band 7	Left Touch	0.091	0.927	0.069	1.018	0.160	No
	Left Tilt	0.092	0.859	0.055	0.951	0.147	No
	Right Touch	0.193	0.485	0.032	0.678	0.225	No
	Right Tilt	0.077	0.703	0.046	0.780	0.123	No

WWAN Band (Second Antenna)	Exposure position	① MAX.WWAN SAR(W/kg)	②MAX.WLAN SAR(W/kg)	③ MAX.BT SAR(W/kg)	Summed SAR①+ ②	Summed SAR①+ ③	Case NO.
GSM850	Left Touch	0.158	0.927	0.069	1.085	0.227	No
	Left Tilt	0.160	0.859	0.055	1.019	0.215	No
	Right Touch	0.480	0.485	0.000	0.965	0.480	No
	Right Tilt	0.385	0.703	0.000	1.088	0.385	No
GSM1900	Left Touch	0.166	0.927	0.069	1.093	0.235	No
	Left Tilt	0.112	0.859	0.055	0.971	0.167	No
	Right Touch	0.554	0.485	0.000	1.039	0.554	No
	Right Tilt	0.331	0.703	0.000	1.034	0.331	No
WCDMA Band II	Left Touch	0.172	0.927	0.069	1.099	0.241	No
	Left Tilt	0.120	0.859	0.055	0.979	0.175	No
	Right Touch	0.632	0.485	0.000	1.117	0.632	No
	Right Tilt	0.409	0.703	0.000	1.112	0.409	No
WCDMA Band V	Left Touch	0.181	0.927	0.069	1.108	0.250	No
	Left Tilt	0.141	0.859	0.055	1.000	0.196	No
	Right Touch	0.601	0.485	0.000	1.086	0.601	No
	Right Tilt	0.363	0.703	0.000	1.066	0.363	No

Unless otherwise stated the results shown in this test report refer only to the sample(s) tested and such sample(s) are retained for 90 days only.

除非另有說明，此報告結果僅對測試之樣品負責，同時此樣品僅保留90天。本報告未經本公司書面許可，不可部份複製。

This document is issued by the Company subject to its General Conditions of Service printed overleaf, available on request or accessible at www.sgs.com/terms_and_conditions.htm and, for electronic format documents, subject to Terms and Conditions for Electronic Documents at www.sgs.com/terms_e-document.htm. Attention is drawn to the limitation of liability, indemnification and jurisdiction issues defined therein. Any holder of this document is advised that information contained hereon reflects the Company's findings at the time of its intervention only and within the limits of Client's instructions, if any. The Company's sole responsibility is to its Client and this document does not exonerate parties to a transaction from exercising all their rights and obligations under the transaction documents. This document cannot be reproduced except in full, without prior written approval of the Company. Any unauthorized alteration, forgery or falsification of the content or appearance of this document is unlawful and offenders may be prosecuted to the fullest extent of the law.

SGS Taiwan Ltd.

台灣檢驗科技股份有限公司

No.134,Wu Kung Road, New Taipei Industrial Park, Wuku District, New Taipei City, Taiwan 24803/新北市五股區新北產業園區五工路 134 號

t (886-2) 2299-3279

f (886-2) 2298-0488

www.tw.sgs.com

Member of SGS Group

WWAN Band (Second Antenna)	Exposure position	① MAX.WWAN SAR(W/kg)	②MAX.WLAN SAR(W/kg)	③ MAX.BT SAR(W/kg)	Summed SAR①+ ②	Summed SAR①+ ③	Case NO.
LTE Band 7	Left Touch	0.141	0.927	0.069	1.068	0.210	No
	Left Tilt	0.063	0.859	0.055	0.922	0.118	No
	Right Touch	0.512	0.485	0.000	0.997	0.512	No
	Right Tilt	0.324	0.703	0.000	1.027	0.324	No

Unless otherwise stated the results shown in this test report refer only to the sample(s) tested and such sample(s) are retained for 90 days only.

除非另有說明，此報告結果僅對測試之樣品負責，同時此樣品僅保留90天。本報告未經本公司書面許可，不可部份複製。

This document is issued by the Company subject to its General Conditions of Service printed overleaf, available on request or accessible at www.sgs.com/terms_and_conditions.htm and, for electronic format documents, subject to Terms and Conditions for Electronic Documents at www.sgs.com/terms_e-document.htm. Attention is drawn to the limitation of liability, indemnification and jurisdiction issues defined therein. Any holder of this document is advised that information contained hereon reflects the Company's findings at the time of its intervention only and within the limits of Client's instructions, if any. The Company's sole responsibility is to its Client and this document does not exonerate parties to a transaction from exercising all their rights and obligations under the transaction documents. This document cannot be reproduced except in full, without prior written approval of the Company. Any unauthorized alteration, forgery or falsification of the content or appearance of this document is unlawful and offenders may be prosecuted to the fullest extent of the law.

SGS Taiwan Ltd.

台灣檢驗科技股份有限公司

No.134,Wu Kung Road, New Taipei Industrial Park, Wuku District, New Taipei City, Taiwan 24803/新北市五股區新北產業園區五工路 134 號

t (886-2) 2299-3279

f (886-2) 2298-0488

www.tw.sgs.com

Member of SGS Group

2) Simultaneous Transmission SAR Summation Scenario for body worn

WWAN Band (Main Antenna)	Exposure position	① MAX.WWAN SAR(W/kg)	②MAX.WLAN SAR(W/kg)	③MAX.BT SAR(W/kg)	Summed SAR①+ ②	Summed SAR①+ ③	Case NO.
GSM850	Front(voice)	0.178	0.074	0.157	0.252	0.335	No
	Back(voice)	0.326	0.070	0.157	0.396	0.483	No
	Front(data)	0.257	0.074	0.157	0.331	0.414	No
	Back(data)	0.438	0.070	0.157	0.508	0.595	No
GSM1900	Front(voice)	0.059	0.074	0.157	0.133	0.216	No
	Back(voice)	0.095	0.070	0.157	0.165	0.252	No
	Front(data)	0.114	0.074	0.157	0.188	0.271	No
	Back(data)	0.219	0.070	0.157	0.289	0.376	No
WCDMA Band II	Front	0.419	0.074	0.157	0.493	0.576	No
	Back	0.749	0.070	0.157	0.819	0.906	No
WCDMA Band V	Front	0.329	0.074	0.157	0.403	0.486	No
	Back	0.453	0.070	0.157	0.523	0.610	No
LTE Band 7	Front	0.266	0.074	0.157	0.340	0.423	No
	Back	0.435	0.070	0.157	0.505	0.592	No

WWAN Band (Second Antenna)	Exposure position	① MAX.WWAN SAR(W/kg)	②MAX.WLAN SAR(W/kg)	③MAX.BT SAR(W/kg)	Summed SAR①+ ②	Summed SAR①+ ③	Case NO.
GSM850	Front(voice)	0.086	0.074	0.157	0.160	0.243	No
	Back(voice)	0.080	0.070	0.157	0.150	0.237	No
	Front(data)	0.094	0.074	0.157	0.168	0.251	No
	Back(data)	0.086	0.070	0.157	0.156	0.243	No
GSM1900	Front(voice)	0.021	0.074	0.157	0.095	0.178	No
	Back(voice)	0.020	0.070	0.157	0.090	0.177	No
	Front(data)	0.022	0.074	0.157	0.096	0.179	No
	Back(data)	0.023	0.070	0.157	0.093	0.180	No
WCDMA Band II	Front	0.155	0.074	0.157	0.229	0.312	No
	Back	0.168	0.070	0.157	0.238	0.325	No
WCDMA Band V	Front	0.121	0.074	0.157	0.195	0.278	No
	Back	0.109	0.070	0.157	0.179	0.266	No
LTE Band 7	Front	0.187	0.074	0.157	0.261	0.344	No
	Back	0.171	0.070	0.157	0.241	0.328	No

Unless otherwise stated the results shown in this test report refer only to the sample(s) tested and such sample(s) are retained for 90 days only.

除非另有說明，此報告結果僅對測試之樣品負責，同時此樣品僅保留90天。本報告未經本公司書面許可，不可部份複製。

This document is issued by the Company subject to its General Conditions of Service printed overleaf, available on request or accessible at www.sgs.com/terms_and_conditions.htm and, for electronic format documents, subject to Terms and Conditions for Electronic Documents at www.sgs.com/terms_e-document.htm. Attention is drawn to the limitation of liability, indemnification and jurisdiction issues defined therein. Any holder of this document is advised that information contained hereon reflects the Company's findings at the time of its intervention only and within the limits of Client's instructions, if any. The Company's sole responsibility is to its Client and this document does not exonerate parties to a transaction from exercising all their rights and obligations under the transaction documents. This document cannot be reproduced except in full, without prior written approval of the Company. Any unauthorized alteration, forgery or falsification of the content or appearance of this document is unlawful and offenders may be prosecuted to the fullest extent of the law.

3) Simultaneous Transmission SAR Summation Scenario for hotspot

WWAN Band (Main Antenna)	Exposure position	① MAX.WWAN SAR(W/kg)	②MAX.WLAN SAR(W/kg)	Summed SAR①+②	Case NO.
GSM850	Front	0.130	0.126	0.256	No
	Back	0.235	0.131	0.366	No
	Left	0.148	0.000	0.148	No
	Right	0.231	0.059	0.290	No
	Top	0.000	0.171	0.171	No
	Bottom	0.066	0.000	0.066	No
GSM1900	Front	0.148	0.126	0.274	No
	Back	0.251	0.131	0.382	No
	Left	0.021	0.000	0.021	No
	Right	0.018	0.059	0.077	No
	Top	0.000	0.171	0.171	No
	Bottom	0.335	0.000	0.335	No
WCDMA Band II	Front	0.134	0.126	0.260	No
	Back	0.244	0.131	0.375	No
	Left	0.042	0.000	0.042	No
	Right	0.037	0.059	0.096	No
	Top	0.000	0.171	0.171	No
	Bottom	0.326	0.000	0.326	No
WCDMA Band V	Front	0.340	0.126	0.466	No
	Back	0.490	0.131	0.621	No
	Left	0.334	0.000	0.334	No
	Right	0.486	0.059	0.545	No
	Top	0.000	0.171	0.171	No
	Bottom	0.132	0.000	0.132	No
LTE Band 7	Front	0.278	0.126	0.404	No
	Back	0.436	0.131	0.567	No
	Left	0.096	0.000	0.096	No
	Right	0.210	0.059	0.269	No
	Top	0.000	0.171	0.171	No
	Bottom	0.674	0.000	0.674	No

Unless otherwise stated the results shown in this test report refer only to the sample(s) tested and such sample(s) are retained for 90 days only.

除非另有說明，此報告結果僅對測試之樣品負責，同時此樣品僅保留90天。本報告未經本公司書面許可，不可部份複製。

This document is issued by the Company subject to its General Conditions of Service printed overleaf, available on request or accessible at www.sgs.com/terms_and_conditions.htm and, for electronic format documents, subject to Terms and Conditions for Electronic Documents at www.sgs.com/terms_e-document.htm. Attention is drawn to the limitation of liability, indemnification and jurisdiction issues defined therein. Any holder of this document is advised that information contained hereon reflects the Company's findings at the time of its intervention only and within the limits of Client's instructions, if any. The Company's sole responsibility is to its Client and this document does not exonerate parties to a transaction from exercising all their rights and obligations under the transaction documents. This document cannot be reproduced except in full, without prior written approval of the Company. Any unauthorized alteration, forgery or falsification of the content or appearance of this document is unlawful and offenders may be prosecuted to the fullest extent of the law.

SGS Taiwan Ltd.

No.134,Wu Kung Road, New Taipei Industrial Park, Wuku District, New Taipei City, Taiwan 24803/新北市五股區新北產業園區五工路 134 號

台灣檢驗科技股份有限公司

t (886-2) 2299-3279

f (886-2) 2298-0488

www.tw.sgs.com

Member of SGS Group

WWAN Band (Second Antenna)	Exposure position	① MAX.WWAN SAR(W/kg)	②MAX.WLAN SAR(W/kg)	Summed SAR①+②	Case NO.
GSM850	Front	0.095	0.126	0.221	No
	Back	0.081	0.131	0.212	No
	Left	0.035	0.000	0.035	No
	Right	0.000	0.059	0.059	No
	Top	0.053	0.171	0.224	No
	Bottom	0.000	0.000	0.000	No
GSM1900	Front	0.039	0.126	0.165	No
	Back	0.037	0.131	0.168	No
	Left	0.034	0.000	0.034	No
	Right	0.000	0.059	0.059	No
	Top	0.006	0.171	0.177	No
	Bottom	0.000	0.000	0.000	No
WCDMA Band II	Front	0.045	0.126	0.171	No
	Back	0.052	0.131	0.183	No
	Left	0.043	0.000	0.043	No
	Right	0.000	0.059	0.059	No
	Top	0.017	0.171	0.188	No
	Bottom	0.000	0.000	0.000	No
WCDMA Band V	Front	0.075	0.126	0.201	No
	Back	0.059	0.131	0.190	No
	Left	0.028	0.000	0.028	No
	Right	0.000	0.059	0.059	No
	Top	0.042	0.171	0.213	No
	Bottom	0.000	0.000	0.000	No
LTE Band 7	Front	0.041	0.126	0.167	No
	Back	0.038	0.131	0.169	No
	Left	0.027	0.000	0.027	No
	Right	0.000	0.059	0.059	No
	Top	0.018	0.171	0.189	No
	Bottom	0.000	0.000	0.000	No

Unless otherwise stated the results shown in this test report refer only to the sample(s) tested and such sample(s) are retained for 90 days only.

除非另有說明，此報告結果僅對測試之樣品負責，同時此樣品僅保留90天。本報告未經本公司書面許可，不可部份複製。

This document is issued by the Company subject to its General Conditions of Service printed overleaf, available on request or accessible at www.sgs.com/terms_and_conditions.htm and, for electronic format documents, subject to Terms and Conditions for Electronic Documents at www.sgs.com/terms_e-document.htm. Attention is drawn to the limitation of liability, indemnification and jurisdiction issues defined therein. Any holder of this document is advised that information contained hereon reflects the Company's findings at the time of its intervention only and within the limits of Client's instructions, if any. The Company's sole responsibility is to its Client and this document does not exonerate parties to a transaction from exercising all their rights and obligations under the transaction documents. This document cannot be reproduced except in full, without prior written approval of the Company. Any unauthorized alteration, forgery or falsification of the content or appearance of this document is unlawful and offenders may be prosecuted to the fullest extent of the law.

SGS Taiwan Ltd.

No.134, Wu Kung Road, New Taipei Industrial Park, Wuku District, New Taipei City, Taiwan 24803/新北市五股區新北產業園區五工路 134 號

台灣檢驗科技股份有限公司

t (886-2) 2299-3279

f (886-2) 2298-0488

www.tw.sgs.com

Member of SGS Group

9 Equipment list

Test Platform		SPEAG DASY5 Professional				
Description		SAR Test System (Frequency range 300MHz-6GHz)				
Software Reference		DASY52 52.8.8(1222); SEMCAD X 14.6.10(7331)				
Hardware Reference						
Equipment		Manufacturer	Model	Serial Number	Calibration Date	Due date of calibration
<input checked="" type="checkbox"/>	Twin Phantom	SPEAG	SAM 1	TP-1283	NCR	NCR
<input checked="" type="checkbox"/>	Twin Phantom	SPEAG	SAM 1	1912	NCR	NCR
<input checked="" type="checkbox"/>	Twin Phantom	SPEAG	SAM 2	1913	NCR	NCR
<input checked="" type="checkbox"/>	DAE	SPEAG	DAE4	1374	2017-08-31	2018-08-30
<input checked="" type="checkbox"/>	DAE	SPEAG	DAE4	896	2017-09-27	2018-09-26
<input checked="" type="checkbox"/>	E-Field Probe	SPEAG	EX3DV4	3789	2017-01-13	2018-01-12
<input checked="" type="checkbox"/>	E-Field Probe	SPEAG	EX3DV4	3962	2016-12-19	2017-12-18
<input checked="" type="checkbox"/>	Validation Kits	SPEAG	D835V2	4d105	2016-12-08	2019-12-07
<input checked="" type="checkbox"/>	Validation Kits	SPEAG	D1900V2	5d028	2016-12-07	2019-12-06
<input checked="" type="checkbox"/>	Validation Kits	SPEAG	D2450V2	733	2016-12-07	2019-12-06
<input checked="" type="checkbox"/>	Validation Kits	SPEAG	D2600V2	1125	2016-06-22	2019-06-21
<input checked="" type="checkbox"/>	Agilent Network Analyzer	Agilent	E5071C	MY46523590	2017-03-06	2018-03-05
<input checked="" type="checkbox"/>	Dielectric Probe Kit	Agilent	85070E	US01440210	NCR	NCR
<input checked="" type="checkbox"/>	Universal Radio Communication Tester	R&S	CMU200	123090	2017-06-21	2018-06-20
<input checked="" type="checkbox"/>	Universal Radio Communication Tester	R&S	CMW500	152271	2017-03-06	2018-03-05
<input checked="" type="checkbox"/>	RF Bi-Directional Coupler	Agilent	86205-60001	MY31400031	NCR	NCR
<input checked="" type="checkbox"/>	Signal Generator	Agilent	N5171B	MY53050736	2017-03-06	2018-03-05
<input checked="" type="checkbox"/>	Preamplifier	Mini-Circuits	ZHL-42W	15542	NCR	NCR
<input checked="" type="checkbox"/>	Power Meter	Agilent	E4416A	GB41292095	2017-03-06	2018-03-05
<input checked="" type="checkbox"/>	Power Sensor	Agilent	8481H	MY41091234	2017-03-05	2018-03-04
<input checked="" type="checkbox"/>	Power Sensor	R&S	NRP-Z92	100025	2017-03-06	2018-03-05
<input checked="" type="checkbox"/>	Attenuator	SHX	TS2-3dB	30704	NCR	NCR
<input checked="" type="checkbox"/>	Coaxial low pass filter	Mini-Circuits	VLF-2500(+)	NA	NCR	NCR
<input checked="" type="checkbox"/>	Coaxial low pass filter	Microlab Fxr	LA-F13	NA	NCR	NCR
<input checked="" type="checkbox"/>	50 Ω coaxial load	Mini-Circuits	KARN-50+	00850	NCR	NCR
<input checked="" type="checkbox"/>	DC POWER SUPPLY	SAKO	SK1730SL5A	NA	NCR	NCR
<input checked="" type="checkbox"/>	Speed reading thermometer	MingGao	T809	NA	2017-03-08	2018-03-07
<input checked="" type="checkbox"/>	Humidity and Temperature Indicator	KIMTOKA	KIMTOKA	NA	2017-03-08	2018-03-07

Unless otherwise stated the results shown in this test report refer only to the sample(s) tested and such sample(s) are retained for 90 days only.

除非另有說明，此報告結果僅對測試之樣品負責，同時此樣品僅保留90天。本報告未經本公司書面許可，不可部份複製。

This document is issued by the Company subject to its General Conditions of Service printed overleaf, available on request or accessible at www.sgs.com/terms_and_conditions.htm and, for electronic format documents, subject to Terms and Conditions for Electronic Documents at www.sgs.com/terms_e-document.htm. Attention is drawn to the limitation of liability, indemnification and jurisdiction issues defined therein. Any holder of this document is advised that information contained hereon reflects the Company's findings at the time of its intervention only and within the limits of Client's instructions, if any. The Company's sole responsibility is to its Client and this document does not exonerate parties to a transaction from exercising all their rights and obligations under the transaction documents. This document cannot be reproduced except in full, without prior written approval of the Company. Any unauthorized alteration, forgery or falsification of the content or appearance of this document is unlawful and offenders may be prosecuted to the fullest extent of the law.

SGS Taiwan Ltd.

No.134,Wu Kung Road, New Taipei Industrial Park, Wuku District, New Taipei City, Taiwan 24803/新北市五股區新北產業園區五工路 134 號

台灣檢驗科技股份有限公司

t (886-2) 2299-3279

f (886-2) 2298-0488

www.tw.sgs.com

Member of SGS Group

10 Calibration certificate

Please see the Appendix C

11 Photographs

Please see the Appendix D

Unless otherwise stated the results shown in this test report refer only to the sample(s) tested and such sample(s) are retained for 90 days only.

除非另有說明，此報告結果僅對測試之樣品負責，同時此樣品僅保留90天。本報告未經本公司書面許可，不可部份複製。

This document is issued by the Company subject to its General Conditions of Service printed overleaf, available on request or accessible at www.sgs.com/terms_and_conditions.htm and, for electronic format documents, subject to Terms and Conditions for Electronic Documents at www.sgs.com/terms_e-document.htm. Attention is drawn to the limitation of liability, indemnification and jurisdiction issues defined therein. Any holder of this document is advised that information contained hereon reflects the Company's findings at the time of its intervention only and within the limits of Client's instructions, if any. The Company's sole responsibility is to its Client and this document does not exonerate parties to a transaction from exercising all their rights and obligations under the transaction documents. This document cannot be reproduced except in full, without prior written approval of the Company. Any unauthorized alteration, forgery or falsification of the content or appearance of this document is unlawful and offenders may be prosecuted to the fullest extent of the law.

SGS Taiwan Ltd.

台灣檢驗科技股份有限公司

No.134,Wu Kung Road, New Taipei Industrial Park, Wuku District, New Taipei City, Taiwan 24803/新北市五股區新北產業園區五工路 134 號

t (886-2) 2299-3279

f (886-2) 2298-0488

www.tw.sgs.com

Member of SGS Group

Appendix A: Detailed System Validation Results

Appendix B: Detailed Test Results

Appendix C: Calibration certificate

Appendix D: Photographs

---END---

Unless otherwise stated the results shown in this test report refer only to the sample(s) tested and such sample(s) are retained for 90 days only.

除非另有說明，此報告結果僅對測試之樣品負責，同時此樣品僅保留90天。本報告未經本公司書面許可，不可部份複製。

This document is issued by the Company subject to its General Conditions of Service printed overleaf, available on request or accessible at www.sgs.com/terms_and_conditions.htm and, for electronic format documents, subject to Terms and Conditions for Electronic Documents at www.sgs.com/terms_e-document.htm. Attention is drawn to the limitation of liability, indemnification and jurisdiction issues defined therein. Any holder of this document is advised that information contained hereon reflects the Company's findings at the time of its intervention only and within the limits of Client's instructions, if any. The Company's sole responsibility is to its Client and this document does not exonerate parties to a transaction from exercising all their rights and obligations under the transaction documents. This document cannot be reproduced except in full, without prior written approval of the Company. Any unauthorized alteration, forgery or falsification of the content or appearance of this document is unlawful and offenders may be prosecuted to the fullest extent of the law.

SGS Taiwan Ltd.

台灣檢驗科技股份有限公司

No.134,Wu Kung Road, New Taipei Industrial Park, Wuku District, New Taipei City, Taiwan 24803/新北市五股區新北產業園區五工路 134 號

t (886-2) 2299-3279

f (886-2) 2298-0488

www.tw.sgs.com

Member of SGS Group