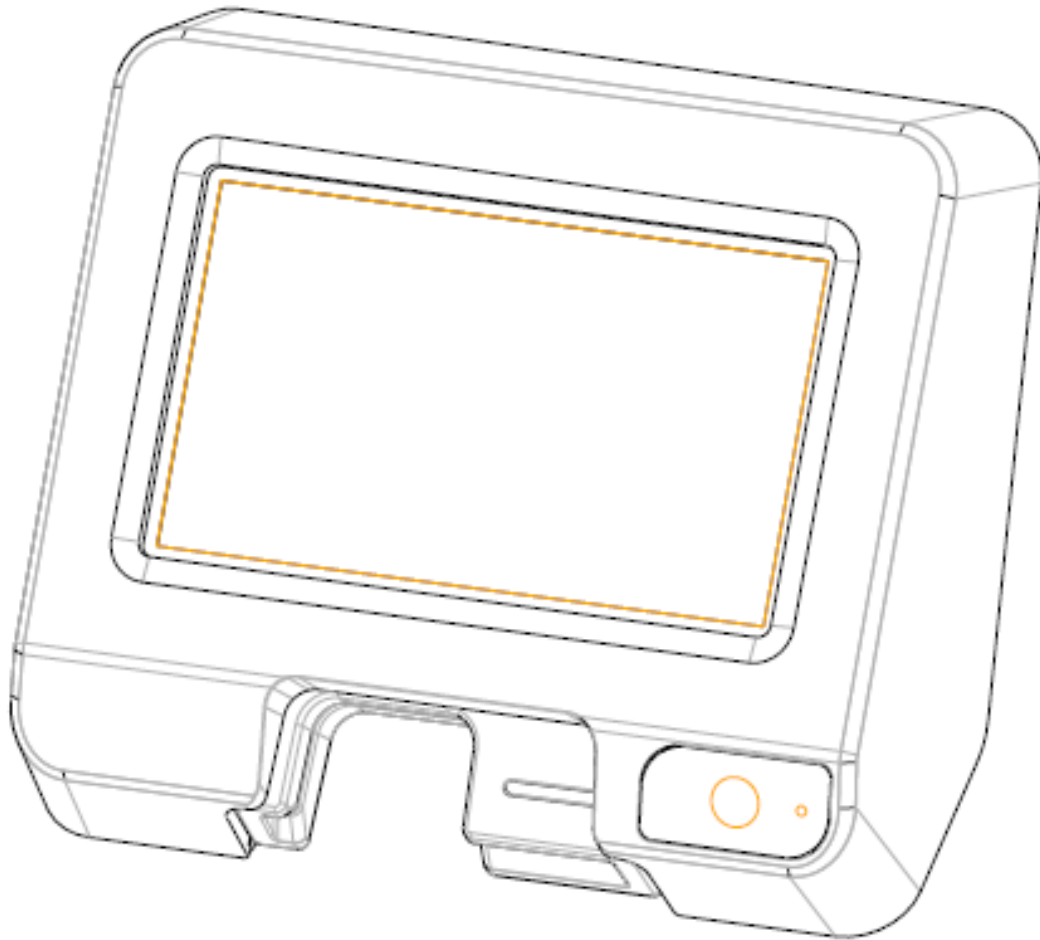




# *Installation Manual*

***IM20***

***POS TERMINAL***



PAX TECHNOLOGY LIMITED

# 1. Contents Checklist

Please make sure the following items are included. If any items are missing, contact your dealer.

| Name              | Qty. |
|-------------------|------|
| IM20 POS Terminal | 1    |
| USB Cable         | 1    |
| Product Manual    | 1    |

# 2. Product Description

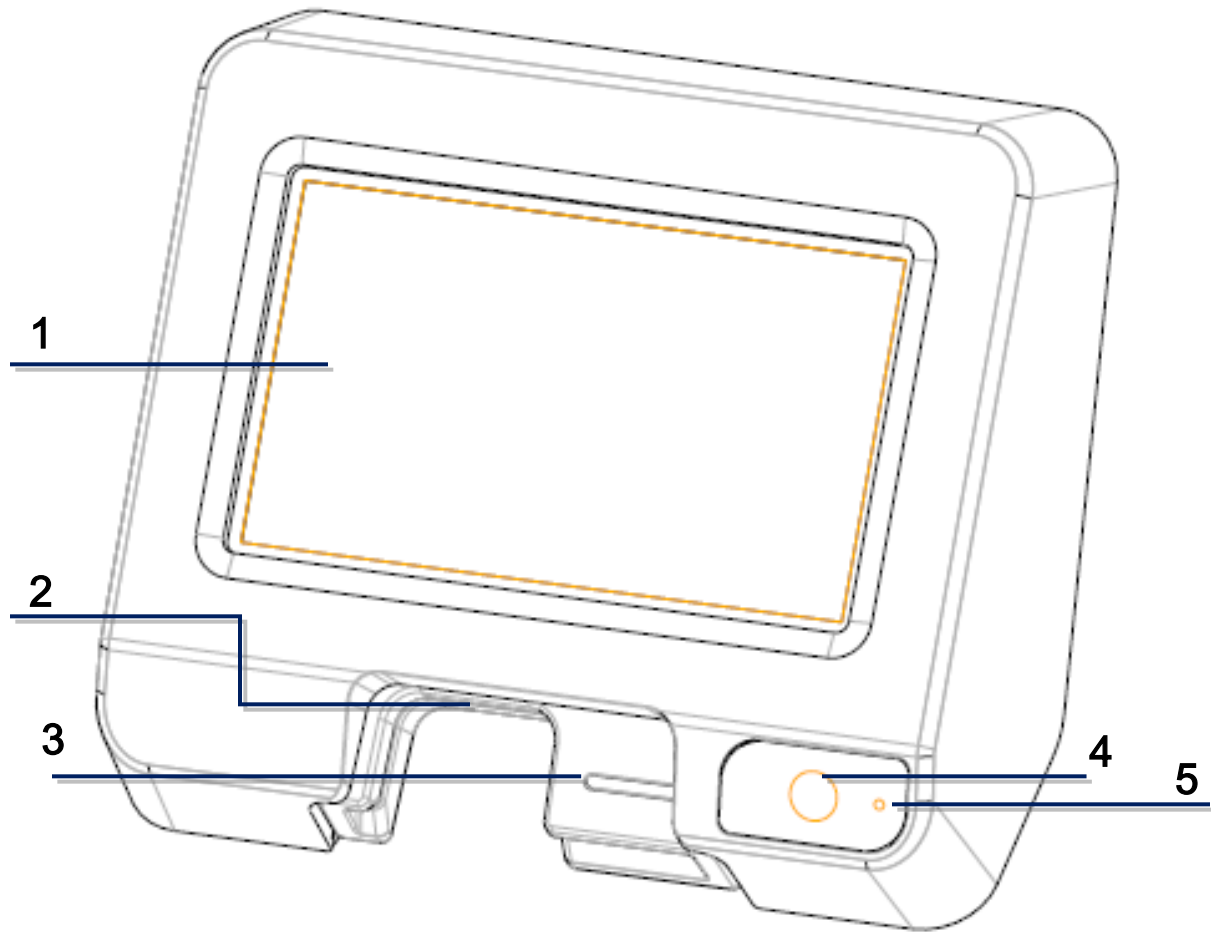


Figure 1: Front view

1. LCD & Touch Screen
2. IC Card & Magnetic Stripe Card Reader Slot
3. Status Indicator Light
4. Camera
5. Camera working Status Light

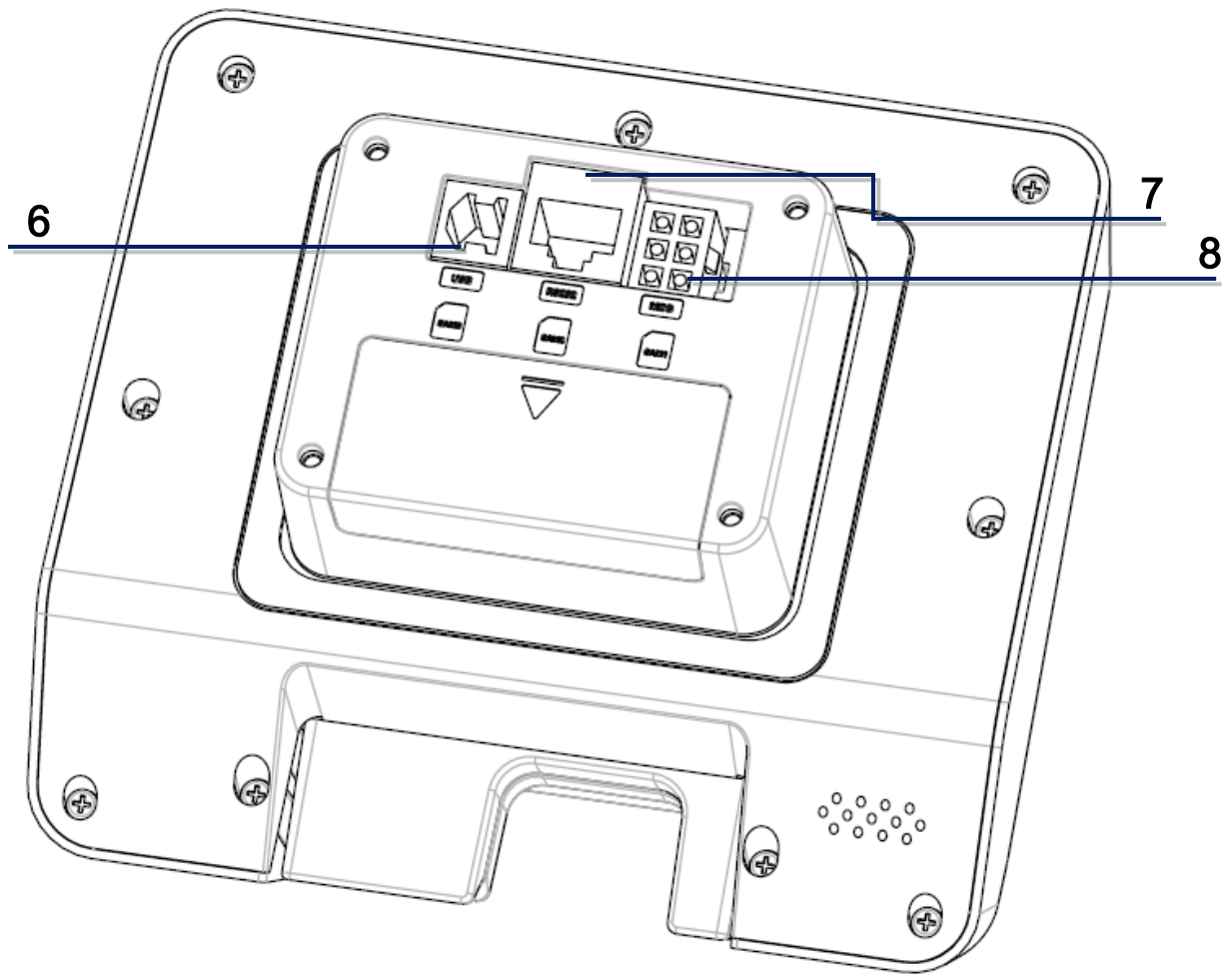


Figure 2: Back view

- 6. USB 2.0 Type-B
- 7. RS232
- 8. MDB Port

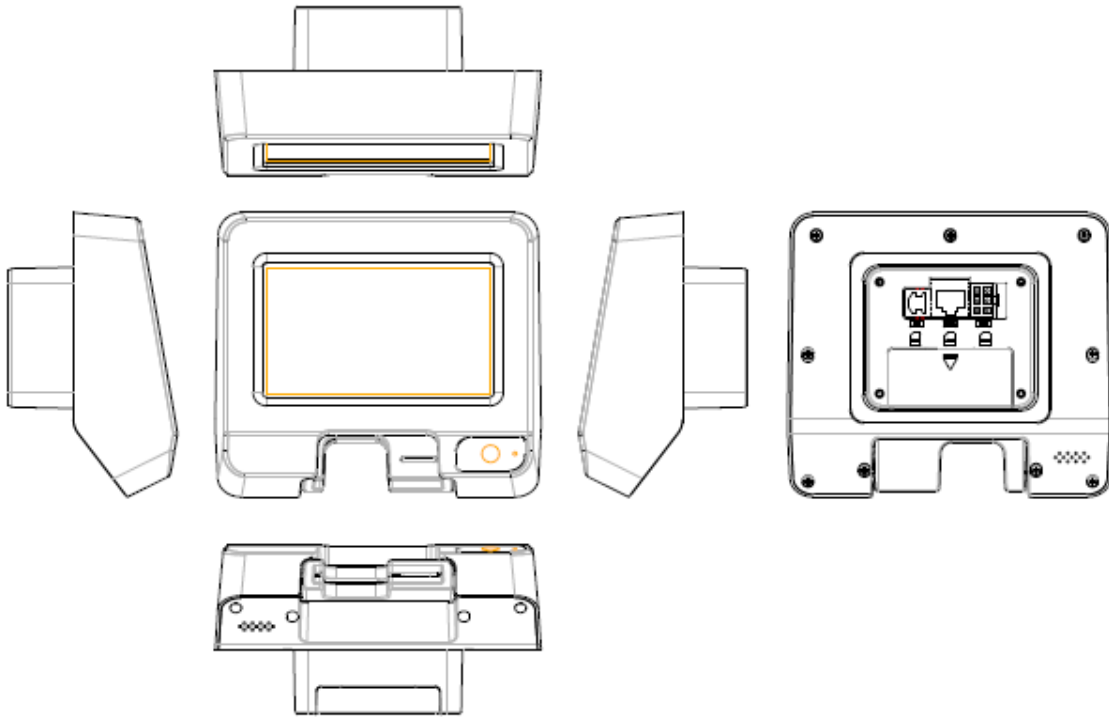


Figure 3: View from all angles

## 3. Installation

### 1) SAM Cards

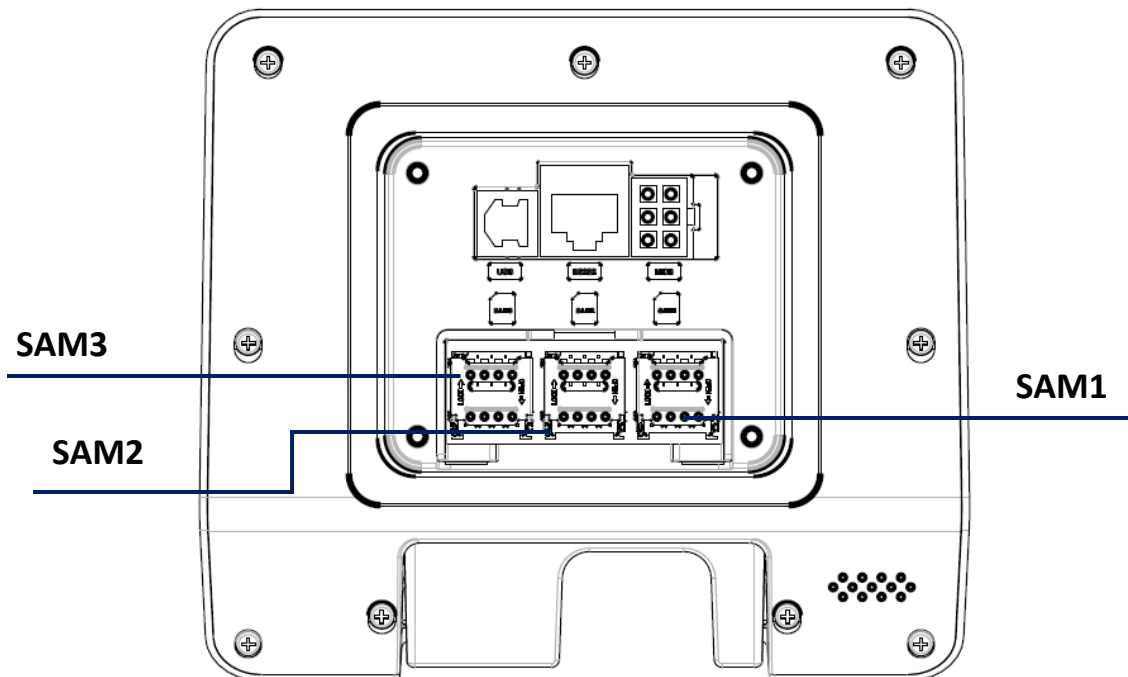
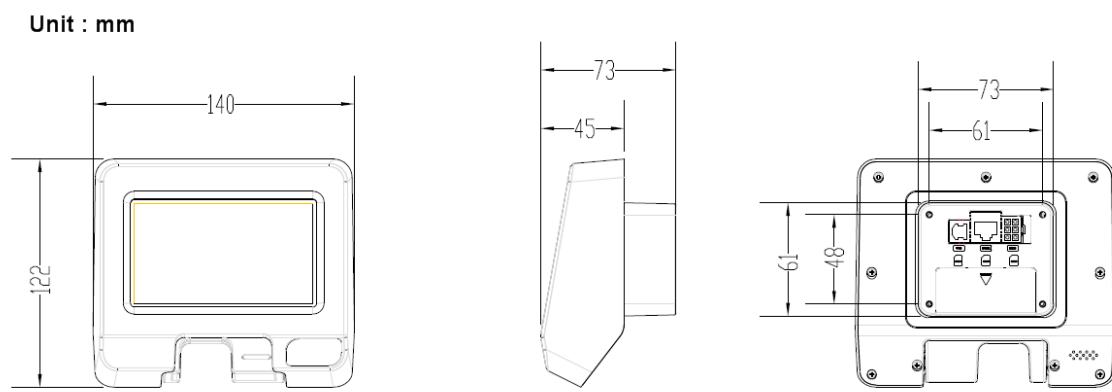


Figure 4: SAM card mounts

Remove SAM card cover. Open the mount and insert the card into the slot with the contacts facing downwards and the clipped corner of the card to the upper right, then lock the mount with the card inside and replace the cover.

## 2) IM20 Clearance Holes and Dimensions



## 3) Recommended Device Mounting

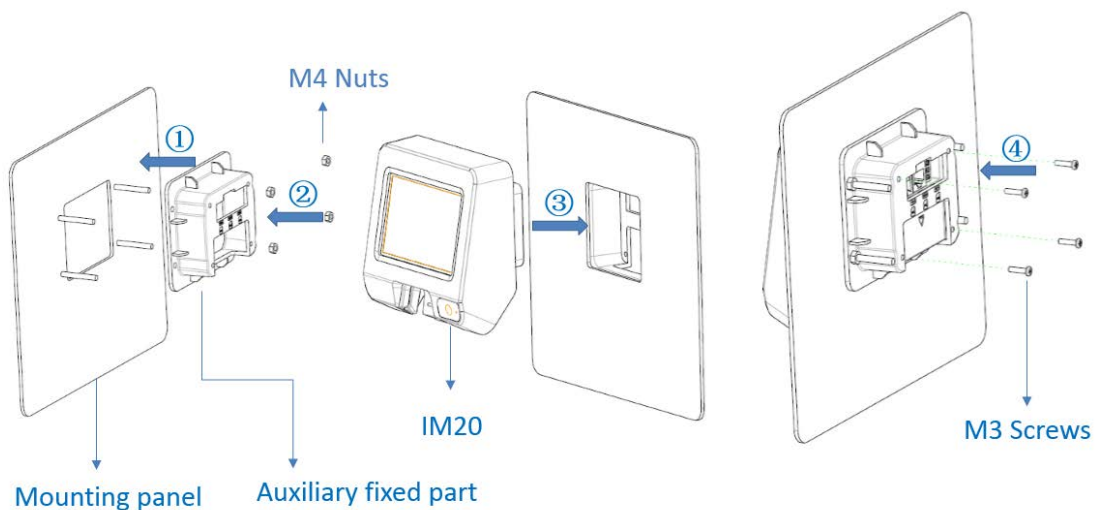


Figure 5: Installation steps

# 4. Instructions



### 1) IM20 Power ON/OFF

Power on: Through the USB cable or MDB interface to the IM20 power supply, then PAX LOGO will display on LCD.

Power off: Disconnect the IM20 power supply, then shut down.

### 2) IC Card

Put IC card chip side upward, push-in IC card slot and to bottom.

### 3) Magnetic Stripe Card

Put Magnetic Stripe card stripe side downward, push-in IC card slot and to bottom, then pull out quickly to complete the card reading operation.

### 4) Contactless Card

The card read area is above the LCD, Put the card above the LCD.

## 5. Maintenance and Usage

- 1) Do not damage any of the cables; if a cable becomes damaged, immediately discontinue its use and seek a replacement.
- 2) Make sure the terminals the power or MDB cables connect to provide the appropriate voltages at the proper pins.
- 3) Do not insert unknown materials into any port on the IM20, this may cause serious damage to the device.
- 4) If the IM20 becomes defective, please contact a professional technician for repairs instead of attempting them on your own.
- 5) The IM20 contains hardware tamper-proofing measures; disassembly of the device will trigger the tamper circuits, at which point it will have to be rearmed by qualified personnel before the device is ready to resume operation.

- 6) The IM20 is designed for outdoor use; however, during normal use its surface should still be kept clear of dirt and possible liquid contaminants.
- 7) While the IM20 is designed to resist ingress of dust and liquids from the front face, it is not designed to resist pressurized liquids such as water hoses. Keep the back of the device away from dust and liquids as much as possible.

#### FCC Regulations:

This device complies with Part 15 of the FCC Rules. Operation is subject to the following two conditions: (1) This device may not cause harmful interference, and (2) this device must accept any interference received, including interference that may cause undesired operation.

This equipment has been tested and found to comply with the limits for a Class B digital device, pursuant to Part 15 of the FCC Rules. These limits are designed to provide reasonable protection against harmful interference in a residential installation. This equipment generates, uses and can radiate radio frequency energy and, if not installed and used in accordance with the instructions, may cause harmful interference to radio communications. However, there is no guarantee that interference will not occur in a particular installation. If this equipment does cause harmful interference to radio or television reception, which can be determined by turning the equipment off and on, the user is encouraged to try to correct the interference by one of the following measures:

- Reorient or relocate the receiving antenna.
- Increase the separation between the equipment and receiver.
- Connect the equipment into an outlet on a circuit different from that





## PAX TECHNOLOGY LIMITED

to which the receiver is connected.

- Consult the dealer or an experienced radio/TV technician for help.

### FCC Caution:

- Any changes or modifications not expressly approved by the party responsible for compliance could void the user's authority to operate this equipment.
- This transmitter must not be co-located or operating in conjunction with any other antenna or transmitter.

### Radiation Exposure Statement:

This equipment complies with FCC radiation exposure limits set forth for an uncontrolled environment. This equipment should be installed and operated with minimum distance 20cm between the radiator & your body.

### Industry Canada statement

- ❶ This device complies with Industry Canada license-exempt RSS standard(s). Operation is subject to the following two conditions:
  - 1) this device may not cause interference, and
  - 2) this device must accept any interference, including interference that may cause undesired operation of the device.
- ❶ Le présent appareil est conforme aux CNR d'Industrie Canada applicables aux appareils radio exempts de licence.  
L'exploitation est autorisée aux deux conditions suivantes:
  - 1) l'appareil ne doit pas produire de brouillage, et
  - 2) l'utilisateur de l'appareil doit accepter tout brouillage

radioélectrique subi, même si le brouillage est susceptible d'en compromettre le fonctionnement.

- ② This device and its antenna(s) must not be co-located or operating in conjunction with any other antenna or transmitter, except tested built-in radios.
- ② Cet appareil et son antenne ne doivent pas être situés ou fonctionner en conjonction avec une autre antenne ou un autre émetteur, exception faites des radios intégrées qui ont été testées.
- ③ The County Code Selection feature is disabled for products marketed in the US/ Canada.
- ③ La fonction de sélection de l'indicatif du pays est désactivée pour les produits commercialisés aux États-Unis et au Canada.

#### Radiation Exposure Statement:

This equipment complies with IC radiation exposure limits set forth for an uncontrolled environment. This equipment should be installed and operated with minimum distance 20cm between the radiator & your body.

#### Déclaration d'exposition aux radiations:

Cet équipement est conforme aux limites d'exposition aux rayonnements IC établies pour un environnement non contrôlé. Cet équipement doit être installé et utilisé avec un minimum de 20 cm de distance entre la source de rayonnement et votre corps.