


# **Test setup photos of EUT**


## 1. Orthogonal plane of EUT

- The testing was set in the below orthogonal plane and measured.


### X-axis



## 2. Photos of Radiated Spurious Emission Test (Below 1 GHz)



### 3. Photo of Radiated Spurious Emission Test (Above 1 GHz)



## 4. Photo of DFS Test

