


size:210x148mm

WALL ART WIRELESS SPEAKER

Instruction Manual

Item Number:MU03034



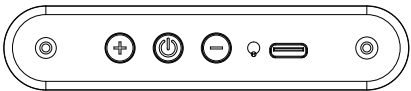
Contents:

- 1(One) x Wall Art Speaker 15.75in. x 15.75in. x 1.39in. (40cm x 40cm x 3.5cm)
- 1(One) x USB-A-Type C Charging Cable 39.4in.(100cm)
- 1(One) x Instruction Manual

Product Specification:

- Bluetooth® Speaker
- (40cm x 40cm x 3.5cm)
- Weight: 4.4lbs(1.99kg)
- Material: ABS Polyester & MDF
- Battery: 1200mAh
- Play Time: 4-5 Hours (at 70% Max Volume)
- Charging Time: 3-4 Hours
- Input: 5V --- 500mA
- Speaker Output: 5W (Max)
- FM Radio Mode


Part Name:



1. “ — ” Volume Down
2. “ ⏻ ” Power key
3. “ + ” Volume Up

Hanging the Wall Art Speaker:

- There is a hook at the upper back section of the Wall Art Speaker. The hook can be used to suspend the Wall Art Speaker on a wall or vertical surface.
- Please ensure that the hanger used is securely attached to the wall and can sustain the weight of 4.4lbs (1.99kg) to avoid potential droppage and breakage of the speaker.



How To Use:

- **Power on:** long press the power switch for 2s, the speaker will have a power on prompt tone, and the blue indicator will flash.
- **Bluetooth® connection:** After the power is turned on, the speaker will automatically-enter the Bluetooth®search pairing state, and the blue indicator will flash. Search the name of the Bluetooth®speaker on the multimedia device: "BT CAMERA SHUTTER", and click Pairing. After the pairing is successful, the Bluetooth®speaker will give a successful connection tone and the blue indicator light will stay on. At this point, audio can be played on the Bluetooth®speaker. When the Bluetooth®speaker is not connected to the device within 5 minutes after the power is turned on, the power will turn off automatically. To use it again, you need to restart the speaker. The speaker has a back link function. The device that is successfully connected will automatically connect when Bluetooth®is turned on again.
- **Bluetooth®music playing:** After the Bluetooth®connection is successful, the device plays music directly. Short press during playback "⏻" to Pause, briefly press "⏮" to play the previous song, briefly press "⏭" to play the next song, long press "⏮" to decrease the volume and long press "⏭" to increase the volume. Press "⏻" while paused to resume playing. Always press the "⏻" key for more than 3 seconds to shut down.

Front

- **FM radio:** After turning on, double-click the "⏻" button to enter FM radio mode. Short press the "⏻" button to search for and store radio stations. After searching for radio stations, the first radio station will be listened to by default. Short press the "⏭" button to play the next radio station, short press the "⏮" button to play the previous radio station, and double click the "⏻" button to return to Bluetooth®mode.

⚠ WARNING:

- Charge and operate only as indicated in this manual, as improper use may result in damage to the product or injury.
- To avoid risk of shock or injury, do not dismantle the device or insert any objects into the speaker.
- To avoid electronic interference and/or compatible conflicts, turn off the product in any facilities where posted notices instruct you to do so.
- Do not pull the speaker charging cable. Damage may result to the cable.
- Keep out of reach of children. This is not a toy.
- Avoid exposure to moisture, liquids, heat, flame and high voltage equipment.
- Retain these instructions as they contain important information.
- Do not short circuit the input terminals of the speaker.
- Do not drop, place heavy weight or allow heavy impact to the speaker.
- PCB of battery should not be crushed and twisted.
- Battery body should not be bended.
- Do not disassemble and Do not dispose of in fire.

RF warning statement:

The device has been evaluated to meet general RF exposure requirement.

Tips: Please do not turn the volume knob to the maximum level to prevent hearing damage and to prolong the service life of the system.

This device complies with Part 15 of the FCC Rules. Operation is subject to the following two conditions:(1) this device may not cause harmful interference, and (2) this device must accept any interference received including interference that may cause undesired operation.

-“**WARNING:** Changes or modifications to this unit not expressly approved by the party responsible for compliance could void the user’s authority to operate the equipment.”

-“**NOTE:** This equipment has been tested and found to comply with the limits for a Class B digital device, pursuant to Part 15 of the FCC Rules. These limits are designed to provide reasonable protection against harmful interference in a residential installation. This equipment generates, uses and can radiate radio frequency energy and, if not installed and used in accordance with the instructions, may cause harmful interference to radio communications.”

However, there is no guarantee that interference will not occur in a particular installation. If this equipment does cause harmful interference to radio or television reception, which can be determined by turning the equipment off and on, the user is encouraged to try to correct the interference by one or more of the following measures:

- Reorient or relocate the receiving antenna.
- Increase the separation between the equipment and receiver.
- Connect the equipment into an outlet on a circuit different from that to which the receiver is connected.
- Consult the dealer or an experienced radio/TV technician for help.”

FCC ID: 2AYB6MU03034

Bluetooth®

The Bluetooth®word mark and logos are owned by the Bluetooth®SIG. All other trademarks appearing herein are the property of their respective owners. 'Depends upon third party device compatibility.

⚠ **WARNING:** This product can expose you to chemicals including Bisphenol A (BPA), which is known to the State of California to cause birth defects or other reproductive harm. For more information, go to www.P65Warnings.ca.gov.

Dongguan Imlong Electronics CO., Ltd
Jul,2023
This product complies with EPA TSCA Title VI requirement for Formaldehyde emission.

Distributed By: 1616 Holdings, Inc
701 Market Street, Suite 200,
Philadelphia,PA 19106
Made in China



Back