


## **SETUP PHOTOGRAPHS**

This document contains 8 photographs

**Photograph No.1**  
**Setup for peak output power, OBW, conducted spurious emissions measurements**



**Photograph No.2**  
**Setup for spurious emission measurements in the anechoic chamber below 30 MHz**



**Photograph No.3**  
**Setup for spurious emission measurements in the anechoic chamber below 1000 MHz**




**Photograph No.4**  
**Setup for spurious emission measurements in the anechoic chamber above 1000 MHz**




**Photograph No.5**  
**Setup for substitution ERP measurements of spurious below 1000 MHz**



**Photograph No.6**  
**Setup for substitution ERP measurements of spurious above 1000 MHz**



**Photograph No.7**  
**Setup for frequency stability measurements**





**Photograph No.8**  
**Setup for transient frequency behaviour measurements**

