

Test Setup Photographs for the Model No. / PMN: SYS-C31-DMV-01-IO

1. Radiated Emissions




Photo 1 Radiated Test Setup from 9 kHz to 30 MHz




Photo 2 Radiated Test Setup from 9 kHz to 30 MHz




Photo 3 Radiated Test Setup from 30 MHz to 1 GHz




Photo 4 Radiated Test Setup from 30 MHz to 1 GHz




Photo 5 Radiated Test Setup from 1 GHz to 18 GHz




Photo 6 Radiated Test Setup from 1 GHz to 18 GHz




Photo 7 Radiated Test Setup from 18 GHz to 40 GHz




Photo 8 Radiated Test Setup from 18 GHz to 40 GHz

2. AC Conducted Emissions




Photo 9 AC Conducted Test Setup




Photo 10 AC Conducted Test Setup