

Zhongshan City Richsound Electronic Industrial Ltd.

Application
For
Certification

FCC ID: Z8M-TB236DSW
2.0 CH Soundbar, 2.1 CH Soundbar with Wire Subwoofer

Model: TB236DSW

Additional Models: TB230, TB230D, TB230SW, TB230DSW, TB231, TB231D, TB231SW, TB231DSW, TB232, TB232D, TB232SW, TB232DSW, TB234, TB234D, TB234SW, TB234DSW, TB235, TB235D, TB235SW, TB235DSW, TB236, TB236D, TB236SW, TB238DSW, TB280, TB280D, TB280SW, TB280DSW, TB281, TB281D, TB281SW, TB281DSW, TB282, TB282D, TB282SW, TB282DSW, TB341, TB341D, TB341SW, TB341DSW, TB343, TB343D, TB343SW, TB343DSW, TH-M327B

Brand Name: RSR, JVC
2.4GHz Transceiver

Report No.: 170908010SZN-001

We hereby certify that the sample of the above item is considered to comply with the requirements of FCC Part 15, Subpart C for Intentional Radiator, mention 47 CFR [10-1-16]

Prepared and Checked by:

Approved by:

Sign on file

Powell Bao
Engineer

Kidd Yang
Senior Project Engineer
Date: September 15, 2017

- The test results reported in this test report shall refer only to the sample actually tested and shall not refer or be deemed to refer to bulk from which such a sample may be said to have been obtained.
- This report is for the exclusive use of Intertek's Client and is provided pursuant to the agreement between Intertek and its Client. Intertek's responsibility and liability are limited to the terms and conditions of the agreement. Intertek assumes no liability to any party, other than to the Client in accordance with the agreement, for any loss, expense or damage occasioned by the use of this report. Only the Client is authorized to copy or distribute this report. Any use of the Intertek name or one of its marks for the sale or advertisement of the tested material, product or service must first be approved in writing by Intertek. The observations and test results referenced from this report are relevant only to the sample tested. This report by itself does not imply that the material, product, or service is or has ever been under an Intertek certification program.
- For Terms And Conditions of the services, it can be provided upon request.
- The evaluation data of the report will be kept for 3 years from the date of issuance.

TRF No.: FCC 15C_TX_c

LIST OF EXHIBITS

INTRODUCTION

| | |
|--------------------|---------------------------|
| <i>EXHIBIT 1:</i> | General Description |
| <i>EXHIBIT 2:</i> | System Test Configuration |
| <i>EXHIBIT 3:</i> | Emission Results |
| <i>EXHIBIT 4:</i> | Equipment Photographs |
| <i>EXHIBIT 5:</i> | Product Labelling |
| <i>EXHIBIT 6:</i> | Technical Specifications |
| <i>EXHIBIT 7:</i> | Instruction Manual |
| <i>EXHIBIT 8:</i> | Miscellaneous Information |
| <i>EXHIBIT 9:</i> | Confidentiality request |
| <i>EXHIBIT 10:</i> | Test Equipment List |

INTERTEK TESTING SERVICES

MEASUREMENT/TECHNICAL REPORT

Zhongshan City Richsound Electronic Industrial Ltd.

Model: TB236DSW

Additional Models: TB230, TB230D, TB230SW, TB230DSW, TB231, TB231D, TB231SW, TB231DSW, TB232, TB232D, TB232SW, TB232DSW, TB234, TB234D, TB234SW, TB234DSW, TB235, TB235D, TB235SW, TB235DSW, TB236, TB236D, TB236SW, TB238DSW, TB280, TB280D, TB280SW, TB280DSW, TB281, TB281D, TB281SW, TB281DSW, TB282, TB282D, TB282SW, TB282DSW, TB341, TB341D, TB341SW, TB341DSW, TB343, TB343D, TB343SW, TB343DSW, TH-M327B

FCC ID: Z8M-TB236DSW

This report concerns (check one): Original Grant ☒ Class II Change ☐

Equipment Type: DSS - Part 15 Spread Spectrum Transmitter

Deferred grant requested per 47 CFR 0.457(d)(1)(ii)? Yes ☐ No ☒

If yes, defer until: _____
date

Company Name agrees to notify the Commission by: _____
date

of the intended date of announcement of the product so that the grant can be issued on that date.

Transition Rules Request per 15.37? Yes ☐ No ☒

If no, assumed Part 15, Subpart C for intentional radiator – the new 47 CFR [10-1-16 Edition] provision.

Report prepared by:

Powell Bao
Intertek Testing Services Shenzhen Ltd. Longhua Branch
1F/2F, Building B, QiaoAn Scientific Technology Park,
Shangkeng Community, Guanhu Subdistrict, Longhua
District, Shenzhen, P.R. China China
Phone: (86 755) 8614 0682
Fax: (86 755) 8601 6751

INTERTEK TESTING SERVICES

Table of Contents

| | | |
|-------------|---|-----------|
| 1.0 | <u>General Description</u> | 2 |
| 1.1 | Product Description | 2 |
| 1.2 | Related Submittal(s) Grants | 4 |
| 1.3 | Test Methodology | 5 |
| 1.4 | Test Facility | 5 |
| 2.0 | <u>System Test Configuration</u> | 7 |
| 2.1 | Justification | 7 |
| 2.2 | EUT Exercising Software | 7 |
| 2.3 | Special Accessories | 7 |
| 2.4 | Equipment Modification | 7 |
| 2.5 | Measurement Uncertainty | 8 |
| 2.6 | Support Equipment List and Description | 8 |
| 3.0 | <u>Test Results</u> | 10 |
| 3.1 | Radiated Test Result | 11 |
| 3.1.1 | Field Strength Calculation | 11 |
| 3.1.2 | Radiated Emission Configuration Photograph | 12 |
| 3.1.3 | Radiated Emission | 12 |
| 3.1.4 | Transmitter Spurious Emissions (Radiated) | 14 |
| 3.2 | Conducted Emission at Mains Terminal | 18 |
| 3.2.1 | Conducted Emission Configuration Photograph | 18 |
| 3.2.2 | Conducted Emissions | 18 |
| 3.3 | Peak Power | 21 |
| 3.4 | 20dB Bandwidth | 24 |
| 3.5 | Channel Number (Number of Hopping Frequencies) | 26 |
| 3.6 | Channel Separation (Carrier Frequency Separation) | 29 |
| 3.7 | Dwell Time (Time of Occupancy) | 31 |
| 3.8 | Band Edge | 34 |
| 3.9 | Transmitter Spurious Emission (Conducted) | 36 |
| 4.0 | <u>Equipment Photographs</u> | 41 |
| 5.0 | <u>Product Labelling</u> | 43 |
| 6.0 | <u>Technical Specifications</u> | 45 |
| 7.0 | <u>Instruction Manual</u> | 47 |
| 8.0 | <u>Miscellaneous Information</u> | 49 |
| 8.1 | Discussion of Pulse Desensitization | 50 |
| 8.2 | Transmitter Duty Cycle Calculation | 51 |
| 8.3 | Emissions Test Procedures | 52 |
| 9.0 | <u>Confidentiality Request</u> | 55 |
| 10.0 | <u>Test Equipment List</u> | 57 |

INTERTEK TESTING SERVICES

List of attached file

| Exhibit type | File Description | filename |
|-------------------------|----------------------------|----------------------|
| Test Report | Test Report | report.pdf |
| Operational Description | Technical Description | descri.pdf |
| Test Setup Photo | Radiated Emission | radiated photos.pdf |
| Test Setup Photo | Conducted Emission | conducted photos.pdf |
| External Photos | External Photo | external photos.pdf |
| Internal Photos | Internal Photo | internal photos.pdf |
| ID Label/Location Info | Label Artwork and Location | label.pdf |
| Block Diagram | Block Diagram | block.pdf |
| Schematics | Circuit Diagram | circuit.pdf |
| Users Manual | User Manual | manual.pdf |
| Cover Letter | Letter of Agency | agency.pdf |
| Cover Letter | Confidentiality Letter | request.pdf |

EXHIBIT 1

GENERAL DESCRIPTION

INTERTEK TESTING SERVICES

1.0 General Description

1.1 Product Description

The equipment under test (EUT) is a 2.0 CH Soundbar, 2.1 CH Soundbar with Wire Subwoofer, with Bluetooth FHSS technology operating in 2402-2480MHz. The EUT is powered by AC 120V, 60Hz. The NFC tag is passive. For more detail information pls. refer to the user manual.

Bluetooth Version: 4.2(without BLE function)

Antenna Type: Integral antenna

Antenna Gain: 1 dBi

Modulation Type: GFSK, $\pi/4$ -DQPSK and 8-DPSK

The Model: TB230, TB230D, TB230SW, TB230DSW, TB231, TB231D, TB231SW, TB231DSW, TB232, TB232D, TB232SW, TB232DSW, TB234, TB234D, TB234SW, TB234DSW, TB235, TB235D, TB235SW, TB235DSW, TB236, TB236D, TB236SW, TB280, TB280D, TB280SW, TB280DSW, TB281, TB281D, TB281SW, TB281DSW, TB282, TB282D, TB282SW, TB282DSW, TB341, TB341D, TB341SW, TB341DSW, TB343, TB343D, TB343SW, TB343DSW, TH-M327B are the same as the Model: TB236DSW in hardware aspect and electrical aspect except partial functions are difference, pls. refer list as below, pls. refer list as below. The models are difference in packaging and marketing purpose.

| Model Function | TB230 | TB230D | TB230SW | TB230DSW | TB231 | TB231D | TB231SW | TB231DSW | TB232 | TB232D |
|---|-------------------------------------|-------------------------------------|-------------------------------------|-------------------------------------|-------------------------------------|-------------------------------------|-------------------------------------|-------------------------------------|-------------------------------------|-------------------------------------|
| AUX 1 | <input checked="" type="checkbox"/> | <input checked="" type="checkbox"/> | <input checked="" type="checkbox"/> | <input checked="" type="checkbox"/> | <input checked="" type="checkbox"/> | <input checked="" type="checkbox"/> | <input checked="" type="checkbox"/> | <input checked="" type="checkbox"/> | <input checked="" type="checkbox"/> | <input checked="" type="checkbox"/> |
| AUX 2 | <input checked="" type="checkbox"/> | <input checked="" type="checkbox"/> | <input checked="" type="checkbox"/> | <input checked="" type="checkbox"/> | <input checked="" type="checkbox"/> | <input checked="" type="checkbox"/> | <input checked="" type="checkbox"/> | <input checked="" type="checkbox"/> | <input checked="" type="checkbox"/> | <input checked="" type="checkbox"/> |
| Optical | <input checked="" type="checkbox"/> | <input checked="" type="checkbox"/> | <input checked="" type="checkbox"/> | <input checked="" type="checkbox"/> | <input checked="" type="checkbox"/> | <input checked="" type="checkbox"/> | <input checked="" type="checkbox"/> | <input checked="" type="checkbox"/> | <input checked="" type="checkbox"/> | <input checked="" type="checkbox"/> |
| Coaxial | <input checked="" type="checkbox"/> | <input checked="" type="checkbox"/> | <input type="checkbox"/> | <input type="checkbox"/> | <input checked="" type="checkbox"/> | <input checked="" type="checkbox"/> | <input type="checkbox"/> | <input type="checkbox"/> | <input checked="" type="checkbox"/> | <input checked="" type="checkbox"/> |
| Bluetooth function | <input checked="" type="checkbox"/> | <input checked="" type="checkbox"/> | <input checked="" type="checkbox"/> | <input checked="" type="checkbox"/> | <input checked="" type="checkbox"/> | <input checked="" type="checkbox"/> | <input checked="" type="checkbox"/> | <input checked="" type="checkbox"/> | <input checked="" type="checkbox"/> | <input checked="" type="checkbox"/> |
| NFC | <input checked="" type="checkbox"/> | <input checked="" type="checkbox"/> | <input checked="" type="checkbox"/> | <input checked="" type="checkbox"/> | <input checked="" type="checkbox"/> | <input checked="" type="checkbox"/> | <input checked="" type="checkbox"/> | <input checked="" type="checkbox"/> | <input checked="" type="checkbox"/> | <input checked="" type="checkbox"/> |
| HDMI | <input checked="" type="checkbox"/> | <input checked="" type="checkbox"/> | <input checked="" type="checkbox"/> | <input checked="" type="checkbox"/> | <input checked="" type="checkbox"/> | <input checked="" type="checkbox"/> | <input checked="" type="checkbox"/> | <input checked="" type="checkbox"/> | <input checked="" type="checkbox"/> | <input checked="" type="checkbox"/> |
| HDMI ARC | <input checked="" type="checkbox"/> | <input checked="" type="checkbox"/> | <input checked="" type="checkbox"/> | <input checked="" type="checkbox"/> | <input checked="" type="checkbox"/> | <input checked="" type="checkbox"/> | <input checked="" type="checkbox"/> | <input checked="" type="checkbox"/> | <input checked="" type="checkbox"/> | <input checked="" type="checkbox"/> |
| USB PLAY | <input checked="" type="checkbox"/> | <input checked="" type="checkbox"/> | <input checked="" type="checkbox"/> | <input checked="" type="checkbox"/> | <input checked="" type="checkbox"/> | <input checked="" type="checkbox"/> | <input checked="" type="checkbox"/> | <input checked="" type="checkbox"/> | <input checked="" type="checkbox"/> | <input checked="" type="checkbox"/> |
| Wire Subwoofer | <input type="checkbox"/> | <input type="checkbox"/> | <input checked="" type="checkbox"/> | <input checked="" type="checkbox"/> | <input type="checkbox"/> | <input type="checkbox"/> | <input checked="" type="checkbox"/> | <input checked="" type="checkbox"/> | <input type="checkbox"/> | <input type="checkbox"/> |
| Support Dolby | <input type="checkbox"/> | <input checked="" type="checkbox"/> | <input type="checkbox"/> | <input checked="" type="checkbox"/> | <input type="checkbox"/> | <input checked="" type="checkbox"/> | <input type="checkbox"/> | <input checked="" type="checkbox"/> | <input type="checkbox"/> | <input checked="" type="checkbox"/> |
| .Flat plastic side panel | <input checked="" type="checkbox"/> | <input checked="" type="checkbox"/> | <input checked="" type="checkbox"/> | <input checked="" type="checkbox"/> | <input type="checkbox"/> | <input type="checkbox"/> | <input type="checkbox"/> | <input type="checkbox"/> | <input type="checkbox"/> | <input type="checkbox"/> |
| Oval plastic side panel. | <input type="checkbox"/> | <input type="checkbox"/> | <input type="checkbox"/> | <input type="checkbox"/> | <input checked="" type="checkbox"/> | <input checked="" type="checkbox"/> | <input checked="" type="checkbox"/> | <input checked="" type="checkbox"/> | <input checked="" type="checkbox"/> | <input checked="" type="checkbox"/> |
| Small size speak grill and house | <input checked="" type="checkbox"/> | <input checked="" type="checkbox"/> | <input checked="" type="checkbox"/> | <input checked="" type="checkbox"/> | <input checked="" type="checkbox"/> | <input checked="" type="checkbox"/> | <input checked="" type="checkbox"/> | <input checked="" type="checkbox"/> | <input type="checkbox"/> | <input type="checkbox"/> |
| Bigger size speak grill and house | <input type="checkbox"/> | <input type="checkbox"/> | <input type="checkbox"/> | <input type="checkbox"/> | <input type="checkbox"/> | <input type="checkbox"/> | <input type="checkbox"/> | <input type="checkbox"/> | <input checked="" type="checkbox"/> | <input checked="" type="checkbox"/> |

INTERTEK TESTING SERVICES

| Model Function | TB232SW | TB232DSW | TB234 | TB234D | TB234SW | TB235 | TB235D | TB235SW | TB235DSW |
|-----------------------------------|-------------------------------------|-------------------------------------|-------------------------------------|-------------------------------------|-------------------------------------|-------------------------------------|-------------------------------------|-------------------------------------|-------------------------------------|
| AUX 1 | <input checked="" type="checkbox"/> | <input checked="" type="checkbox"/> | <input checked="" type="checkbox"/> | <input checked="" type="checkbox"/> | <input checked="" type="checkbox"/> | <input checked="" type="checkbox"/> | <input checked="" type="checkbox"/> | <input checked="" type="checkbox"/> | <input checked="" type="checkbox"/> |
| AUX 2 | <input checked="" type="checkbox"/> | <input checked="" type="checkbox"/> | <input checked="" type="checkbox"/> | <input checked="" type="checkbox"/> | <input checked="" type="checkbox"/> | <input checked="" type="checkbox"/> | <input checked="" type="checkbox"/> | <input checked="" type="checkbox"/> | <input checked="" type="checkbox"/> |
| Optical | <input checked="" type="checkbox"/> | <input checked="" type="checkbox"/> | <input checked="" type="checkbox"/> | <input checked="" type="checkbox"/> | <input checked="" type="checkbox"/> | <input checked="" type="checkbox"/> | <input checked="" type="checkbox"/> | <input checked="" type="checkbox"/> | <input checked="" type="checkbox"/> |
| Coaxial | <input type="checkbox"/> | <input type="checkbox"/> | <input checked="" type="checkbox"/> | <input checked="" type="checkbox"/> | <input type="checkbox"/> | <input checked="" type="checkbox"/> | <input checked="" type="checkbox"/> | <input type="checkbox"/> | <input type="checkbox"/> |
| Bluetooth function | <input checked="" type="checkbox"/> | <input checked="" type="checkbox"/> | <input checked="" type="checkbox"/> | <input checked="" type="checkbox"/> | <input checked="" type="checkbox"/> | <input checked="" type="checkbox"/> | <input checked="" type="checkbox"/> | <input checked="" type="checkbox"/> | <input checked="" type="checkbox"/> |
| NFC | <input checked="" type="checkbox"/> | <input checked="" type="checkbox"/> | <input checked="" type="checkbox"/> | <input checked="" type="checkbox"/> | <input checked="" type="checkbox"/> | <input checked="" type="checkbox"/> | <input checked="" type="checkbox"/> | <input checked="" type="checkbox"/> | <input checked="" type="checkbox"/> |
| HDMI | <input checked="" type="checkbox"/> | <input checked="" type="checkbox"/> | <input checked="" type="checkbox"/> | <input checked="" type="checkbox"/> | <input checked="" type="checkbox"/> | <input checked="" type="checkbox"/> | <input checked="" type="checkbox"/> | <input checked="" type="checkbox"/> | <input checked="" type="checkbox"/> |
| HDMI ARC | <input checked="" type="checkbox"/> | <input checked="" type="checkbox"/> | <input checked="" type="checkbox"/> | <input checked="" type="checkbox"/> | <input checked="" type="checkbox"/> | <input checked="" type="checkbox"/> | <input checked="" type="checkbox"/> | <input checked="" type="checkbox"/> | <input checked="" type="checkbox"/> |
| USB PLAY | <input checked="" type="checkbox"/> | <input checked="" type="checkbox"/> | <input checked="" type="checkbox"/> | <input checked="" type="checkbox"/> | <input checked="" type="checkbox"/> | <input checked="" type="checkbox"/> | <input checked="" type="checkbox"/> | <input checked="" type="checkbox"/> | <input checked="" type="checkbox"/> |
| Wire Subwoofer | <input checked="" type="checkbox"/> | <input checked="" type="checkbox"/> | <input type="checkbox"/> | <input type="checkbox"/> | <input checked="" type="checkbox"/> | <input type="checkbox"/> | <input type="checkbox"/> | <input checked="" type="checkbox"/> | <input checked="" type="checkbox"/> |
| Support Dolby | <input type="checkbox"/> | <input checked="" type="checkbox"/> | <input type="checkbox"/> | <input checked="" type="checkbox"/> | <input type="checkbox"/> | <input type="checkbox"/> | <input checked="" type="checkbox"/> | <input type="checkbox"/> | <input checked="" type="checkbox"/> |
| .Flat plastic side panel | <input type="checkbox"/> | <input type="checkbox"/> | <input type="checkbox"/> | <input type="checkbox"/> | <input type="checkbox"/> | <input type="checkbox"/> | <input type="checkbox"/> | <input type="checkbox"/> | <input type="checkbox"/> |
| Oval plastic side panel. | <input checked="" type="checkbox"/> | <input checked="" type="checkbox"/> | <input checked="" type="checkbox"/> | <input checked="" type="checkbox"/> | <input checked="" type="checkbox"/> | <input checked="" type="checkbox"/> | <input checked="" type="checkbox"/> | <input checked="" type="checkbox"/> | <input checked="" type="checkbox"/> |
| Small size speak grill and house | <input type="checkbox"/> | <input type="checkbox"/> | <input type="checkbox"/> | <input type="checkbox"/> | <input type="checkbox"/> | <input type="checkbox"/> | <input type="checkbox"/> | <input type="checkbox"/> | <input type="checkbox"/> |
| Bigger size speak grill and house | <input checked="" type="checkbox"/> | <input checked="" type="checkbox"/> | <input checked="" type="checkbox"/> | <input checked="" type="checkbox"/> | <input checked="" type="checkbox"/> | <input checked="" type="checkbox"/> | <input checked="" type="checkbox"/> | <input checked="" type="checkbox"/> | <input checked="" type="checkbox"/> |

| Model Function | TB236 | TB236D | TB236SW | TB236DSW | TB280 | TB280D | TB280SW | TB280DSW | TB281 | TB281D |
|-----------------------------------|-------------------------------------|-------------------------------------|-------------------------------------|-------------------------------------|-------------------------------------|-------------------------------------|-------------------------------------|-------------------------------------|-------------------------------------|-------------------------------------|
| AUX 1 | <input checked="" type="checkbox"/> | <input checked="" type="checkbox"/> | <input checked="" type="checkbox"/> | <input checked="" type="checkbox"/> | <input checked="" type="checkbox"/> | <input checked="" type="checkbox"/> | <input checked="" type="checkbox"/> | <input checked="" type="checkbox"/> | <input checked="" type="checkbox"/> | <input checked="" type="checkbox"/> |
| AUX 2 | <input checked="" type="checkbox"/> | <input checked="" type="checkbox"/> | <input checked="" type="checkbox"/> | <input checked="" type="checkbox"/> | <input checked="" type="checkbox"/> | <input checked="" type="checkbox"/> | <input checked="" type="checkbox"/> | <input checked="" type="checkbox"/> | <input checked="" type="checkbox"/> | <input checked="" type="checkbox"/> |
| Optical | <input checked="" type="checkbox"/> | <input checked="" type="checkbox"/> | <input checked="" type="checkbox"/> | <input checked="" type="checkbox"/> | <input checked="" type="checkbox"/> | <input checked="" type="checkbox"/> | <input checked="" type="checkbox"/> | <input checked="" type="checkbox"/> | <input checked="" type="checkbox"/> | <input checked="" type="checkbox"/> |
| Coaxial | <input checked="" type="checkbox"/> | <input checked="" type="checkbox"/> | <input type="checkbox"/> | <input type="checkbox"/> | <input checked="" type="checkbox"/> | <input checked="" type="checkbox"/> | <input type="checkbox"/> | <input type="checkbox"/> | <input checked="" type="checkbox"/> | <input checked="" type="checkbox"/> |
| Bluetooth function | <input checked="" type="checkbox"/> | <input checked="" type="checkbox"/> | <input checked="" type="checkbox"/> | <input checked="" type="checkbox"/> | <input checked="" type="checkbox"/> | <input checked="" type="checkbox"/> | <input checked="" type="checkbox"/> | <input checked="" type="checkbox"/> | <input checked="" type="checkbox"/> | <input checked="" type="checkbox"/> |
| NFC | <input checked="" type="checkbox"/> | <input checked="" type="checkbox"/> | <input checked="" type="checkbox"/> | <input checked="" type="checkbox"/> | <input checked="" type="checkbox"/> | <input checked="" type="checkbox"/> | <input checked="" type="checkbox"/> | <input checked="" type="checkbox"/> | <input checked="" type="checkbox"/> | <input checked="" type="checkbox"/> |
| HDMI | <input checked="" type="checkbox"/> | <input checked="" type="checkbox"/> | <input checked="" type="checkbox"/> | <input checked="" type="checkbox"/> | <input checked="" type="checkbox"/> | <input checked="" type="checkbox"/> | <input checked="" type="checkbox"/> | <input checked="" type="checkbox"/> | <input checked="" type="checkbox"/> | <input checked="" type="checkbox"/> |
| HDMI ARC | <input checked="" type="checkbox"/> | <input checked="" type="checkbox"/> | <input checked="" type="checkbox"/> | <input checked="" type="checkbox"/> | <input checked="" type="checkbox"/> | <input checked="" type="checkbox"/> | <input checked="" type="checkbox"/> | <input checked="" type="checkbox"/> | <input checked="" type="checkbox"/> | <input checked="" type="checkbox"/> |
| USB PLAY | <input checked="" type="checkbox"/> | <input checked="" type="checkbox"/> | <input checked="" type="checkbox"/> | <input checked="" type="checkbox"/> | <input checked="" type="checkbox"/> | <input checked="" type="checkbox"/> | <input checked="" type="checkbox"/> | <input checked="" type="checkbox"/> | <input checked="" type="checkbox"/> | <input checked="" type="checkbox"/> |
| Wire Subwoofer | <input type="checkbox"/> | <input type="checkbox"/> | <input checked="" type="checkbox"/> | <input checked="" type="checkbox"/> | <input type="checkbox"/> | <input type="checkbox"/> | <input checked="" type="checkbox"/> | <input checked="" type="checkbox"/> | <input type="checkbox"/> | <input type="checkbox"/> |
| Support Dolby | <input type="checkbox"/> | <input checked="" type="checkbox"/> | <input type="checkbox"/> | <input checked="" type="checkbox"/> | <input type="checkbox"/> | <input checked="" type="checkbox"/> | <input type="checkbox"/> | <input checked="" type="checkbox"/> | <input type="checkbox"/> | <input checked="" type="checkbox"/> |
| .Flat plastic side panel | <input type="checkbox"/> | <input type="checkbox"/> | <input type="checkbox"/> | <input type="checkbox"/> | <input checked="" type="checkbox"/> | <input checked="" type="checkbox"/> | <input checked="" type="checkbox"/> | <input checked="" type="checkbox"/> | <input type="checkbox"/> | <input type="checkbox"/> |
| Oval plastic side panel. | <input checked="" type="checkbox"/> | <input checked="" type="checkbox"/> | <input checked="" type="checkbox"/> | <input checked="" type="checkbox"/> | <input type="checkbox"/> | <input type="checkbox"/> | <input type="checkbox"/> | <input type="checkbox"/> | <input checked="" type="checkbox"/> | <input checked="" type="checkbox"/> |
| Small size speak grill and house | <input type="checkbox"/> | <input type="checkbox"/> | <input type="checkbox"/> | <input type="checkbox"/> | <input type="checkbox"/> | <input type="checkbox"/> | <input type="checkbox"/> | <input type="checkbox"/> | <input type="checkbox"/> | <input type="checkbox"/> |
| Bigger size speak grill and house | <input checked="" type="checkbox"/> | <input checked="" type="checkbox"/> | <input checked="" type="checkbox"/> | <input checked="" type="checkbox"/> | <input checked="" type="checkbox"/> | <input checked="" type="checkbox"/> | <input checked="" type="checkbox"/> | <input checked="" type="checkbox"/> | <input checked="" type="checkbox"/> | <input checked="" type="checkbox"/> |

INTERTEK TESTING SERVICES

| Model Function | TB281SW | TB281DSW | TB282 | TB282D | TB282SW | TB282DSW | TB341 | TB341D | TB341SW |
|-----------------------------------|-------------------------------------|-------------------------------------|-------------------------------------|-------------------------------------|-------------------------------------|-------------------------------------|-------------------------------------|-------------------------------------|-------------------------------------|
| AUX 1 | <input checked="" type="checkbox"/> | <input checked="" type="checkbox"/> | <input checked="" type="checkbox"/> | <input checked="" type="checkbox"/> | <input checked="" type="checkbox"/> | <input checked="" type="checkbox"/> | <input checked="" type="checkbox"/> | <input checked="" type="checkbox"/> | <input checked="" type="checkbox"/> |
| AUX 2 | <input checked="" type="checkbox"/> | <input checked="" type="checkbox"/> | <input checked="" type="checkbox"/> | <input checked="" type="checkbox"/> | <input checked="" type="checkbox"/> | <input checked="" type="checkbox"/> | <input checked="" type="checkbox"/> | <input checked="" type="checkbox"/> | <input checked="" type="checkbox"/> |
| Optical | <input checked="" type="checkbox"/> | <input checked="" type="checkbox"/> | <input checked="" type="checkbox"/> | <input checked="" type="checkbox"/> | <input checked="" type="checkbox"/> | <input checked="" type="checkbox"/> | <input checked="" type="checkbox"/> | <input checked="" type="checkbox"/> | <input checked="" type="checkbox"/> |
| Coaxial | <input type="checkbox"/> | <input type="checkbox"/> | <input checked="" type="checkbox"/> | <input checked="" type="checkbox"/> | <input type="checkbox"/> | <input type="checkbox"/> | <input checked="" type="checkbox"/> | <input checked="" type="checkbox"/> | <input type="checkbox"/> |
| Bluetooth function | <input checked="" type="checkbox"/> | <input checked="" type="checkbox"/> | <input checked="" type="checkbox"/> | <input checked="" type="checkbox"/> | <input checked="" type="checkbox"/> | <input checked="" type="checkbox"/> | <input checked="" type="checkbox"/> | <input checked="" type="checkbox"/> | <input checked="" type="checkbox"/> |
| NFC | <input checked="" type="checkbox"/> | <input checked="" type="checkbox"/> | <input checked="" type="checkbox"/> | <input checked="" type="checkbox"/> | <input checked="" type="checkbox"/> | <input checked="" type="checkbox"/> | <input checked="" type="checkbox"/> | <input checked="" type="checkbox"/> | <input checked="" type="checkbox"/> |
| HDMI | <input checked="" type="checkbox"/> | <input checked="" type="checkbox"/> | <input checked="" type="checkbox"/> | <input checked="" type="checkbox"/> | <input checked="" type="checkbox"/> | <input checked="" type="checkbox"/> | <input checked="" type="checkbox"/> | <input checked="" type="checkbox"/> | <input checked="" type="checkbox"/> |
| HDMI ARC | <input checked="" type="checkbox"/> | <input checked="" type="checkbox"/> | <input checked="" type="checkbox"/> | <input checked="" type="checkbox"/> | <input checked="" type="checkbox"/> | <input checked="" type="checkbox"/> | <input checked="" type="checkbox"/> | <input checked="" type="checkbox"/> | <input checked="" type="checkbox"/> |
| USB PLAY | <input checked="" type="checkbox"/> | <input checked="" type="checkbox"/> | <input checked="" type="checkbox"/> | <input checked="" type="checkbox"/> | <input checked="" type="checkbox"/> | <input checked="" type="checkbox"/> | <input checked="" type="checkbox"/> | <input checked="" type="checkbox"/> | <input checked="" type="checkbox"/> |
| Wire Subwoofer | <input checked="" type="checkbox"/> | <input checked="" type="checkbox"/> | <input type="checkbox"/> | <input type="checkbox"/> | <input checked="" type="checkbox"/> | <input checked="" type="checkbox"/> | <input type="checkbox"/> | <input type="checkbox"/> | <input checked="" type="checkbox"/> |
| Support Dolby | <input type="checkbox"/> | <input checked="" type="checkbox"/> | <input type="checkbox"/> | <input checked="" type="checkbox"/> | <input type="checkbox"/> | <input checked="" type="checkbox"/> | <input type="checkbox"/> | <input checked="" type="checkbox"/> | <input type="checkbox"/> |
| .Flat plastic side panel | <input type="checkbox"/> | <input type="checkbox"/> | <input type="checkbox"/> | <input type="checkbox"/> | <input type="checkbox"/> | <input type="checkbox"/> | <input type="checkbox"/> | <input type="checkbox"/> | <input type="checkbox"/> |
| Oval plastic side panel. | <input checked="" type="checkbox"/> | <input checked="" type="checkbox"/> | <input checked="" type="checkbox"/> | <input checked="" type="checkbox"/> | <input checked="" type="checkbox"/> | <input checked="" type="checkbox"/> | <input checked="" type="checkbox"/> | <input checked="" type="checkbox"/> | <input checked="" type="checkbox"/> |
| Small size speak grill and house | <input type="checkbox"/> | <input type="checkbox"/> | <input type="checkbox"/> | <input type="checkbox"/> | <input type="checkbox"/> | <input type="checkbox"/> | <input type="checkbox"/> | <input type="checkbox"/> | <input type="checkbox"/> |
| Bigger size speak grill and house | <input checked="" type="checkbox"/> | <input checked="" type="checkbox"/> | <input checked="" type="checkbox"/> | <input checked="" type="checkbox"/> | <input checked="" type="checkbox"/> | <input checked="" type="checkbox"/> | <input checked="" type="checkbox"/> | <input checked="" type="checkbox"/> | <input checked="" type="checkbox"/> |

| Model Function | TB343 | TB343D | TB343SW | TB343DSW | TB234DSW | TB341DSW | TB238DSW | TH-M327B |
|-----------------------------------|-------------------------------------|-------------------------------------|-------------------------------------|-------------------------------------|-------------------------------------|-------------------------------------|-------------------------------------|-------------------------------------|
| AUX | <input type="checkbox"/> | <input type="checkbox"/> | <input type="checkbox"/> | <input type="checkbox"/> | <input type="checkbox"/> | <input type="checkbox"/> | <input type="checkbox"/> | <input checked="" type="checkbox"/> |
| AUX 1 | <input checked="" type="checkbox"/> | <input checked="" type="checkbox"/> | <input checked="" type="checkbox"/> | <input checked="" type="checkbox"/> | <input checked="" type="checkbox"/> | <input checked="" type="checkbox"/> | <input checked="" type="checkbox"/> | <input type="checkbox"/> |
| AUX 2 | <input checked="" type="checkbox"/> | <input checked="" type="checkbox"/> | <input checked="" type="checkbox"/> | <input checked="" type="checkbox"/> | <input checked="" type="checkbox"/> | <input checked="" type="checkbox"/> | <input checked="" type="checkbox"/> | <input type="checkbox"/> |
| Optical | <input checked="" type="checkbox"/> | <input checked="" type="checkbox"/> | <input checked="" type="checkbox"/> | <input checked="" type="checkbox"/> | <input checked="" type="checkbox"/> | <input checked="" type="checkbox"/> | <input checked="" type="checkbox"/> | <input checked="" type="checkbox"/> |
| Coaxial | <input checked="" type="checkbox"/> | <input checked="" type="checkbox"/> | <input type="checkbox"/> | <input type="checkbox"/> | <input type="checkbox"/> | <input type="checkbox"/> | <input type="checkbox"/> | <input checked="" type="checkbox"/> |
| Bluetooth function | <input checked="" type="checkbox"/> | <input checked="" type="checkbox"/> | <input checked="" type="checkbox"/> | <input checked="" type="checkbox"/> | <input checked="" type="checkbox"/> | <input checked="" type="checkbox"/> | <input checked="" type="checkbox"/> | <input checked="" type="checkbox"/> |
| NFC | <input checked="" type="checkbox"/> | <input checked="" type="checkbox"/> | <input checked="" type="checkbox"/> | <input checked="" type="checkbox"/> | <input checked="" type="checkbox"/> | <input checked="" type="checkbox"/> | <input checked="" type="checkbox"/> | <input type="checkbox"/> |
| HDMI | <input checked="" type="checkbox"/> | <input checked="" type="checkbox"/> | <input checked="" type="checkbox"/> | <input checked="" type="checkbox"/> | <input checked="" type="checkbox"/> | <input checked="" type="checkbox"/> | <input type="checkbox"/> | <input type="checkbox"/> |
| HDMI ARC | <input checked="" type="checkbox"/> | <input checked="" type="checkbox"/> | <input checked="" type="checkbox"/> | <input checked="" type="checkbox"/> | <input checked="" type="checkbox"/> | <input checked="" type="checkbox"/> | <input checked="" type="checkbox"/> | <input type="checkbox"/> |
| USB PLAY | <input checked="" type="checkbox"/> | <input checked="" type="checkbox"/> | <input checked="" type="checkbox"/> | <input checked="" type="checkbox"/> | <input checked="" type="checkbox"/> | <input checked="" type="checkbox"/> | <input checked="" type="checkbox"/> | <input checked="" type="checkbox"/> |
| Wire Subwoofer | <input type="checkbox"/> | <input type="checkbox"/> | <input checked="" type="checkbox"/> | <input checked="" type="checkbox"/> | <input checked="" type="checkbox"/> | <input checked="" type="checkbox"/> | <input checked="" type="checkbox"/> | <input type="checkbox"/> |
| Support Dolby | <input type="checkbox"/> | <input checked="" type="checkbox"/> | <input type="checkbox"/> | <input checked="" type="checkbox"/> | <input checked="" type="checkbox"/> | <input checked="" type="checkbox"/> | <input checked="" type="checkbox"/> | <input checked="" type="checkbox"/> |
| .Flat plastic side panel | <input type="checkbox"/> | <input type="checkbox"/> | <input type="checkbox"/> | <input type="checkbox"/> | <input type="checkbox"/> | <input type="checkbox"/> | <input type="checkbox"/> | <input type="checkbox"/> |
| Oval plastic side panel. | <input checked="" type="checkbox"/> | <input checked="" type="checkbox"/> | <input checked="" type="checkbox"/> | <input checked="" type="checkbox"/> | <input checked="" type="checkbox"/> | <input checked="" type="checkbox"/> | <input checked="" type="checkbox"/> | <input checked="" type="checkbox"/> |
| Small size speak grill and house | <input type="checkbox"/> | <input type="checkbox"/> | <input type="checkbox"/> | <input type="checkbox"/> | <input type="checkbox"/> | <input type="checkbox"/> | <input type="checkbox"/> | <input type="checkbox"/> |
| Bigger size speak grill and house | <input checked="" type="checkbox"/> | <input checked="" type="checkbox"/> | <input checked="" type="checkbox"/> | <input checked="" type="checkbox"/> | <input checked="" type="checkbox"/> | <input checked="" type="checkbox"/> | <input checked="" type="checkbox"/> | <input checked="" type="checkbox"/> |

Note: Symbol ☒ indicates with this function;

Symbol ☐ indicates without this function.

For electronic filing, the brief circuit description is saved with filename: descri.pdf.

1.2 Related Submittal(s) Grants

This is an application for certification of transceiver for the 2.0 CH Soundbar, 2.1 CH Soundbar with Wire Subwoofer which has Bluetooth function (BT4.2 single mode), and for the other functions were tested and demonstrated in report 170908010SZN-002.

INTERTEK TESTING SERVICES

1.3 Test Methodology

Both AC mains line-conducted and Radiated emission measurements were performed according to the procedures in ANSI C63.10: 2013 and DA 00-705. Radiated emission measurement was performed in semi-anechoic chamber. For radiated emission measurement, preliminary scans were performed in the semi-anechoic chamber only to determine the worst case modes. All radiated tests were performed at an antenna to EUT distance of 3 meters, unless stated otherwise in the "**Justification Section**" of this Application. All other measurements were made in accordance with the procedures in part 2 of CFR 47.

1.4 Test Facility

The Semi-Anechoic chamber and shield room used to collect the radiated data and conducted data are **Intertek Testing Services Shenzhen Ltd. Longhua Branch** and located at 1F/2F, Building B, QiaoAn Scientific Technology Park, Shangheng Community, Guanhu Subdistrict, Longhua District, Shenzhen, P.R. China. This test facility and site measurement data have been fully placed on file with File Number: CN1188.

EXHIBIT 2
SYSTEM TEST CONFIGURATION

INTERTEK TESTING SERVICES

2.0 System Test Configuration

2.1 Justification

The system was configured for testing in a typical fashion (as a customer would normally use it), and in the confines as outlined in ANSI C63.10: 2013.

The EUT was powered by AC 120V, 60Hz during the test. All packets DH1, DH3 & DH5 mode in modulation type GFSK, $\pi/4$ -DQPSK and 8-DPSK were tested and only the worst data was reported in this report.

All kinds of models were tested respectively, only the worst data was reported in this report.

For maximizing emissions, the EUT was rotated through 360°, the antenna height was varied from 1 meter to 4 meters above the ground plane, and the antenna polarization was changed. This step by step procedure for maximizing emissions led to the data reported in Exhibit 3.0.

The rear of unit was flushed with the rear of the table.

The equipment under test (EUT) was configured for testing in a typical fashion (as a customer would normally use it). The EUT was placed on a turn table, which enabled the engineer to maximize emissions through its placement in the three orthogonal axes.

2.2 EUT Exercising Software

The EUT exercise program (provided by client) used during radiated and conducted testing was designed to exercise the various system components in a manner similar to a typical use. The worst case configuration is used in all specified testing.

The parameters of test software setting:

During the test, Channel and power controlling software provided by the applicant was used to control the operating channel as well as the output power level. The RF output power selection is for the setting of RF output power expected by the application and is going to be fixed on the firmware of the end product.

2.3 Special Accessories

No special accessory attached.

2.4 Equipment Modification

Any modifications installed previous to testing by Zhongshan City Richsound Electronic Industrial Ltd. will be incorporated in each production model sold / leased in the United States.

No modifications were installed by Intertek Testing Services Shenzhen Ltd. Longhua Branch.

INTERTEK TESTING SERVICES

2.5 Measurement Uncertainty

When determining the test conclusion, the Measurement Uncertainty of test has been considered.

2.6 Support Equipment List and Description

| Description | Manufacturer | Model No. |
|-------------------------|--------------|--------------------------|
| iPod | Apple | A1446 |
| Audio In Cable | N/A | Unshielded, Length 120cm |
| HDMI In Cable *3 | N/A | Unshielded, Length 150cm |
| USB Disk | TOSHIBA | UHYBS-004G-BL |
| Detached AC power cord | Richsound | Unshielded, Length 150cm |
| Optical Cable with Load | N/A | Unshielded, Length 120cm |
| Subwoofer | Richsound | N/A |
| Dummy Load | N/A | N/A |
| Remote Controller | Richsound | N/A |

EXHIBIT 3
TEST RESULTS

3.0 **Test Results**

Data is included worst-case configuration (the configuration which resulted in the highest emission levels).

INTERTEK TESTING SERVICES

3.1 Radiated Test Results

A sample calculation, configuration photographs and data tables of the emissions are included.

3.1.1 Field Strength Calculation

The field strength is calculated by adding the reading on the Spectrum Analyzer to the factors associated with preamplifiers (if any), antennas, cables, pulse desensitization and average factors (when specified limit is in average and measurements are made with peak detectors). A sample calculation is included below.

$$FS = RA + AF + CF - AG + PD + AV$$

Where FS = Field Strength in dB μ V/m
 RA = Receiver Amplitude (including preamplifier) in dB μ V
 CF = Cable Attenuation Factor in dB
 AF = Antenna Factor in dB
 AG = Amplifier Gain in dB
 PD = Pulse Desensitization in dB
 AV = Average Factor in -dB

In the radiated emission table which follows, the reading shown on the data table may reflect the preamplifier gain. An example of the calculations, where the reading does not reflect the preamplifier gain, follows:

$$FS = RA + AF + CF - AG + PD + AV$$

Assume a receiver reading of 62.0 dB μ V is obtained. The antenna factor of 7.4 dB and cable factor of 1.6 dB is added. The amplifier gain of 29 dB is subtracted. The pulse desensitization factor of the spectrum analyzer was 0 dB, and the resultant average factor was -10 dB. The net field strength for comparison to the appropriate emission limit is 32 dB μ V/m. This value in dB μ V/m was converted to its corresponding level in μ V/m.

RA = 62.0 dB μ V
AF = 7.4 dB
CF = 1.6 dB
AG = 29.0 dB
PD = 0 dB

AV = -10 dB

$$FS = 62 + 7.4 + 1.6 - 29 + 0 + (-10) = 32 \text{ dB}\mu\text{V/m}$$

$$\text{Level in } \mu\text{V/m} = \text{Common Antilogarithm } [(32 \text{ dB}\mu\text{V/m})/20] = 39.8 \mu\text{V/m}$$

INTERTEK TESTING SERVICES

3.1.2 Radiated Emission Configuration Photograph

For electronic filing, the worst case radiated emission configuration photograph is saved with filename: radiated photos. pdf.

3.1.3 Radiated Emissions- FCC section 15.209

The data on the following page lists the significant emission frequencies, the limit and the margin of compliance. Numbers with a minus sign are below the limit.

Worst Case Radiated Emission

at 480.080 MHz

Judgement: Passed by 7.4 dB

TEST PERSONNEL:

Sign on file

Powell Bao, Engineer
Typed/Printed Name

September 11, 2017
Date

INTERTEK TESTING SERVICES

Applicant: Zhongshan City Richsound Electronic Industrial Ltd.
Model: TB236DSW
Sample: 1/1
Worst-case operating Mode: Transmit (CH00)
Modulation type: GFSK

Date of Test: September 11, 2017

Table 1

Radiated Emissions

| Polarization | Frequency (MHz) | Reading (dBμV) | Pre-Amp Gain (dB) | Antenna Factor (dB) | Net at 3m (dBμV/m) | Limit at 3m (dBμV/m) | Margin (dB) |
|--------------|-----------------|----------------|-------------------|---------------------|--------------------|----------------------|-------------|
| Horizontal | 51.825 | 34.4 | 20.0 | 10.9 | 25.3 | 40.0 | -14.7 |
| Horizontal | 240.005 | 42.0 | 20.0 | 14.6 | 36.6 | 46.0 | -9.4 |
| Horizontal | 480.080 | 38.7 | 20.0 | 19.9 | 38.6 | 46.0 | -7.4 |
| Vertical | 51.340 | 43.7 | 20.0 | 7.3 | 31.0 | 40.0 | -9.0 |
| Vertical | 90.140 | 34.3 | 20.0 | 19.2 | 33.5 | 43.5 | -10.0 |
| Vertical | 480.080 | 45.3 | 20.0 | 13.0 | 38.3 | 46.0 | -7.7 |

NOTES: 1. Quasi-Peak detector is used except for others stated.

2. All measurements were made at 3 meters. Harmonic emissions not detected at the 3-meter distances were measured at 0.3-meter and an inverse proportional extrapolation was performed to compare the signal level to the 3-meter limit. No other harmonic emissions than those reported were detected at a test distance of 0.3-meter.

3. Negative value in the margin column shows emission below limit.

4. All emissions are below the QP limit.

INTERTEK TESTING SERVICES

3.1.4 Transmitter Spurious Emissions (Radiated) - FCC section 15.209

The data on the following page lists the significant emission frequencies, the limit and the margin of compliance. Numbers with a minus sign are below the limit.

Worst Case Radiated Emission

at 7440.000 MHz

Judgement: Passed by 17.2 dB

TEST PERSONNEL:

Sign on file

Powell Bao, Engineer
Typed/Printed Name

September 11, 2017
Date

INTERTEK TESTING SERVICES

Applicant: Zhongshan City Richsound Electronic Industrial Ltd.
Model: TB236DSW
Sample: 1/1
Worst-case operating Mode: Transmit (2402 MHz)
Modulation type: GFSK

Date of Test: September 11, 2017

Table 2

Radiated Emissions

| Polarization | Frequency (MHz) | Reading (dBμV) | Pre-Amp Gain (dB) | Antenna Factor (dB) | Net at 3m (dBμV/m) | Peak Limit at 3m (dBμV/m) | Margin (dB) |
|--------------|-----------------|----------------|-------------------|---------------------|--------------------|---------------------------|-------------|
| Horizontal | **2402.000 | 100.2 | 36.7 | 28.1 | 91.6 | -- | -- |
| Horizontal | *4804.000 | 53.4 | 36.1 | 35.5 | 52.8 | 74.0 | -21.2 |

| Polarization | Frequency (MHz) | Reading (dBμV) | Pre-Amp Gain (dB) | Antenna Factor (dB) | Average Factor (-dB) | Net at 3m (dBμV/m) | Average Limit at 3m (dBμV/m) | Margin (dB) |
|--------------|-----------------|----------------|-------------------|---------------------|----------------------|--------------------|------------------------------|-------------|
| Horizontal | **2402.000 | 100.2 | 36.7 | 28.1 | 22.5 | 69.1 | -- | -- |
| Horizontal | *4804.000 | 53.4 | 36.1 | 35.5 | 22.5 | 30.3 | 54.0 | -23.7 |

- NOTES: 1. Peak detector is used except for others stated.
2. All measurements were made at 3 meters. Radiated emissions not detected at the 3-meter distance were measured at 0.3-meter and an inverse proportional extrapolation was performed to compare the signal level to the 3-meter limit. No other radiated emissions than those reported were detected at a test distance of 0.3-meter.
3. Negative value in the margin column shows emission below limit.
4. Horn antenna used for the emission over 1000MHz.
- * Emission within the restricted band meets the requirement of section 15.205. The corresponding limit as per 15.209 is based on Quasi peak limit for frequencies below 1000 MHz and average limit for frequencies over 1000 MHz. The radio frequency emissions above 1GHz also meet corresponding 20dB permitted peak limit with a peak detector function.
- ** Fundamental emission was measured for determining band-edge compliance of using delta measurement technique.

INTERTEK TESTING SERVICES

Applicant: Zhongshan City Richsound Electronic Industrial Ltd.
Model: TB236DSW
Sample: 1/1
Worst-case operating Mode: Transmit (2441 MHz)
Modulation type: GFSK

Date of Test: September 11, 2017

Table 3

Radiated Emissions

| Polarization | Frequency (MHz) | Reading (dBμV) | Pre-Amp Gain (dB) | Antenna Factor (dB) | Net at 3m (dBμV/m) | Peak Limit at 3m (dBμV/m) | Margin (dB) |
|--------------|-----------------|----------------|-------------------|---------------------|--------------------|---------------------------|-------------|
| Horizontal | *4882.000 | 53.2 | 36.1 | 35.5 | 52.6 | 74.0 | -21.4 |
| Horizontal | *7323.000 | 54.8 | 36.2 | 37.9 | 56.5 | 74.0 | -17.5 |

| Polarization | Frequency (MHz) | Reading (dBμV) | Pre-Amp Gain (dB) | Antenna Factor (dB) | Average Factor (-dB) | Net at 3m (dBμV/m) | Average Limit at 3m (dBμV/m) | Margin (dB) |
|--------------|-----------------|----------------|-------------------|---------------------|----------------------|--------------------|------------------------------|-------------|
| Horizontal | *4882.000 | 53.2 | 36.1 | 35.5 | 22.5 | 30.1 | 54.0 | -23.9 |
| Horizontal | *7323.000 | 54.8 | 36.2 | 37.9 | 22.5 | 34.0 | 54.0 | -20.0 |

- NOTES: 1. Peak detector is used except for others stated.
2. All measurements were made at 3 meters. Radiated emissions not detected at the 3-meter distance were measured at 0.3-meter and an inverse proportional extrapolation was performed to compare the signal level to the 3-meter limit. No other radiated emissions than those reported were detected at a test distance of 0.3-meter.
3. Negative value in the margin column shows emission below limit.
4. Horn antenna used for the emission over 1000MHz.
- * Emission within the restricted band meets the requirement of section 15.205. The corresponding limit as per 15.209 is based on Quasi peak limit for frequencies below 1000 MHz and average limit for frequencies over 1000 MHz. The radio frequency emissions above 1GHz also meet corresponding 20dB permitted peak limit with a peak detector function.

INTERTEK TESTING SERVICES

Applicant: Zhongshan City Richsound Electronic Industrial Ltd.
Model: TB236DSW
Sample: 1/1
Worst-case operating Mode: Transmit (2480 MHz)
Modulation type: GFSK

Date of Test: September 11, 2017

Table 4

Radiated Emissions

| Polarization | Frequency (MHz) | Reading (dBμV) | Pre-Amp Gain (dB) | Antenna Factor (dB) | Net at 3m (dBμV/m) | Peak Limit at 3m (dBμV/m) | Margin (dB) |
|--------------|-----------------|----------------|-------------------|---------------------|--------------------|---------------------------|-------------|
| Horizontal | **2480.000 | 101.4 | 36.7 | 28.1 | 92.8 | -- | -- |
| Horizontal | *4960.000 | 53.7 | 36.1 | 35.5 | 53.1 | 74.0 | -20.9 |
| Horizontal | *7440.000 | 54.8 | 36.2 | 38.2 | 56.8 | 74.0 | -17.2 |

| Polarization | Frequency (MHz) | Reading (dBμV) | Pre-Amp Gain (dB) | Antenna Factor (dB) | Average Factor (-dB) | Net at 3m (dBμV/m) | Average Limit at 3m (dBμV/m) | Margin (dB) |
|--------------|-----------------|----------------|-------------------|---------------------|----------------------|--------------------|------------------------------|-------------|
| Vertical | *4960.000 | 53.7 | 36.1 | 35.5 | 22.5 | 30.6 | 54.0 | -23.4 |
| Vertical | *7440.000 | 54.8 | 36.2 | 38.2 | 22.5 | 34.3 | 54.0 | -19.7 |

NOTES: 1. Peak detector is used except for others stated.

2. All measurements were made at 3 meters. Radiated emissions not detected at the 3-meter distance were measured at 0.3-meter and an inverse proportional extrapolation was performed to compare the signal level to the 3-meter limit. No other radiated emissions than those reported were detected at a test distance of 0.3-meter.
 3. Negative value in the margin column shows emission below limit.
 4. Horn antenna used for the emission over 1000MHz.
- * Emission within the restricted band meets the requirement of section 15.205. The corresponding limit as per 15.209 is based on Quasi peak limit for frequencies below 1000 MHz and average limit for frequencies over 1000 MHz. The radio frequency emissions above 1GHz also meet corresponding 20dB permitted peak limit with a peak detector function.
- ** Fundamental emission was measured for determining band-edge compliance of using delta measurement technique.

INTERTEK TESTING SERVICES

3.2 Conducted Emission at Mains Terminal

3.2.1 Conducted Emissions Configuration Photograph

For electronic filing, the worst case conducted emission configuration photograph is saved with filename: conducted photos.pdf.

3.2.2 Conducted Emissions

Worst Case Conducted Configuration

at 0.386 MHz

Judgement: Passed by 10.8 dB margin

TEST PERSONNEL:

Sign on file

Powell Bao, Engineer
Typed/Printed Name

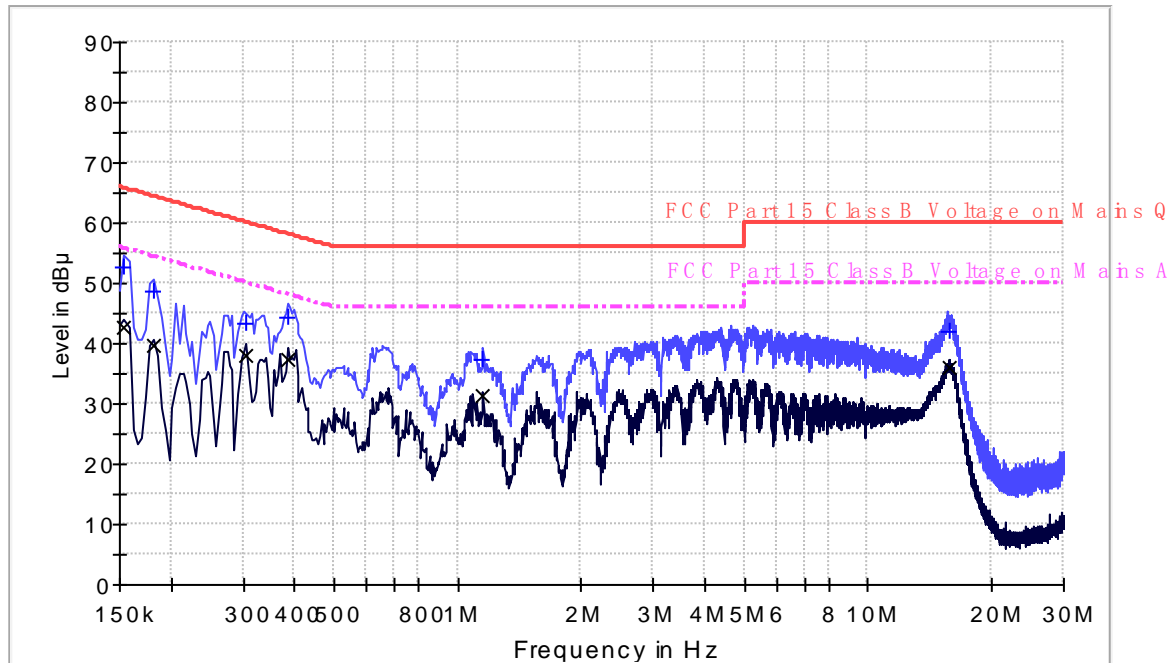
September 11, 2017
Date

INTERTEK TESTING SERVICES

Applicant: Zhongshan City Richsound Electronic Industrial Ltd.
Model: TB236DSW
Sample: 1/1
Worst-case operating Mode: Transmit (CH00)
Modulation type: GFSK

Date of Test: September 11, 2017

Conducted Emission Test - FCC



Result Table QP

| Frequency (MHz) | QuasiPeak (dB μV) | Line | Corr. (dB) | Margin (dB) | Limit (dB μV) |
|-----------------|-------------------|------|------------|-------------|---------------|
| 0.154 | 52.7 | L1 | 9.6 | 13.1 | 65.8 |
| 0.182 | 48.7 | L1 | 9.7 | 15.7 | 64.4 |
| 0.306 | 43.5 | L1 | 9.7 | 16.6 | 60.1 |
| 0.386 | 44.2 | L1 | 9.7 | 13.9 | 58.1 |
| 1.154 | 37.3 | L1 | 9.7 | 18.7 | 56.0 |
| 15.790 | 42.1 | L1 | 10.1 | 17.9 | 60.0 |

Result Table AV

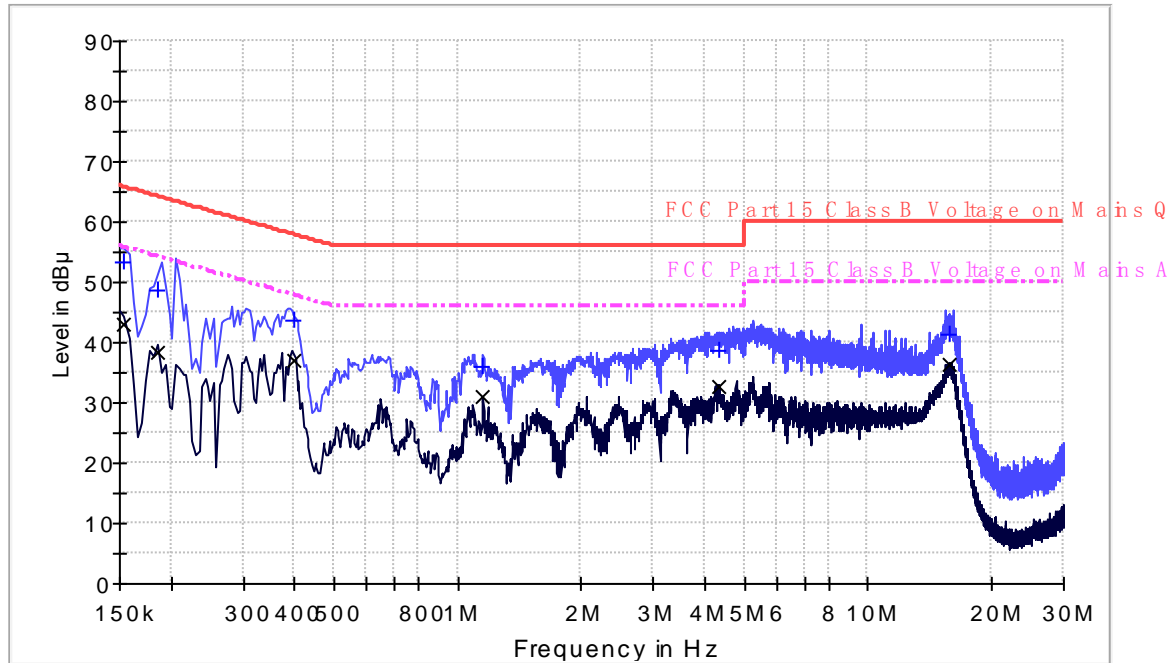
| Frequency (MHz) | Average (dB μV) | Line | Corr. (dB) | Margin (dB) | Limit (dB μV) |
|-----------------|-----------------|------|------------|-------------|---------------|
| 0.154 | 42.7 | L1 | 9.6 | 13.1 | 55.8 |
| 0.182 | 39.8 | L1 | 9.7 | 14.6 | 54.4 |
| 0.306 | 37.9 | L1 | 9.7 | 12.2 | 50.1 |
| 0.386 | 37.3 | L1 | 9.7 | 10.8 | 48.1 |
| 1.154 | 31.5 | L1 | 9.7 | 14.5 | 46.0 |
| 15.790 | 36.2 | L1 | 10.1 | 13.8 | 50.0 |

INTERTEK TESTING SERVICES

Applicant: Zhongshan City Richsound Electronic Industrial Ltd.
Model: TB236DWW
Sample: 1/1
Worst-case operating Mode: Transmit (CH00)
Modulation type: GFSK

Date of Test: September 11, 2017

Conducted Emission Test - FCC



Result Table QP

| Frequency (MHz) | QuasiPeak (dB μ V) | Line | Corr. (dB) | Margin (dB) | Limit (dB μ V) |
|-----------------|--------------------|------|------------|-------------|----------------|
| 0.154 | 53.5 | N | 9.6 | 12.3 | 65.8 |
| 0.186 | 48.6 | N | 9.7 | 15.6 | 64.2 |
| 0.398 | 43.6 | N | 9.7 | 14.3 | 57.9 |
| 1.154 | 36.0 | N | 9.7 | 20.0 | 56.0 |
| 4.322 | 38.8 | N | 9.8 | 17.2 | 56.0 |
| 15.766 | 41.3 | N | 10.1 | 18.7 | 60.0 |

Result Table AV

| Frequency (MHz) | Average (dB μ V) | Line | Corr. (dB) | Margin (dB) | Limit (dB μ V) |
|-----------------|------------------|------|------------|-------------|----------------|
| 0.154 | 43.2 | N | 9.6 | 12.6 | 55.8 |
| 0.186 | 38.3 | N | 9.7 | 15.9 | 54.2 |
| 0.398 | 37.0 | N | 9.7 | 10.9 | 47.9 |
| 1.154 | 31.1 | N | 9.7 | 14.9 | 46.0 |
| 4.322 | 32.6 | N | 9.8 | 13.4 | 46.0 |
| 15.766 | 36.5 | N | 10.1 | 13.5 | 50.0 |

INTERTEK TESTING SERVICES

3.3 Peak Power

Maximum Conducted Output Power at Antenna Terminals, FCC Rules 15.247(b)(1). The antenna port of the EUT was connected to the input of a spectrum analyzer. The analyzer was set for RBW > 20dB bandwidth and power was read directly in dBm.

For antenna with gains of 6dBi or less, and frequency hopping systems operating in the 2400–2483.5 MHz band may have hopping channel carrier frequencies that are separated by 25 kHz or two-thirds of the 20 dB bandwidth of the hopping channel, whichever is greater, the systems operate with an output power no greater than 125 mW.

| Antenna Gain = 1dBi | | | |
|---------------------|-----------------|--------------------|-------------------|
| Modulation Type | Frequency (MHz) | Output Power (dBm) | Output Power (mW) |
| GFSK | 2402 | -4.53 | 0.352 |
| | 2441 | -5.00 | 0.316 |
| | 2480 | -4.73 | 0.337 |

Cable loss: 2.0 dB External Attenuation: 0 dB

Cable Loss, External attenuation has been included in OFF SET function.

EUT max. output level = -4.53dBm

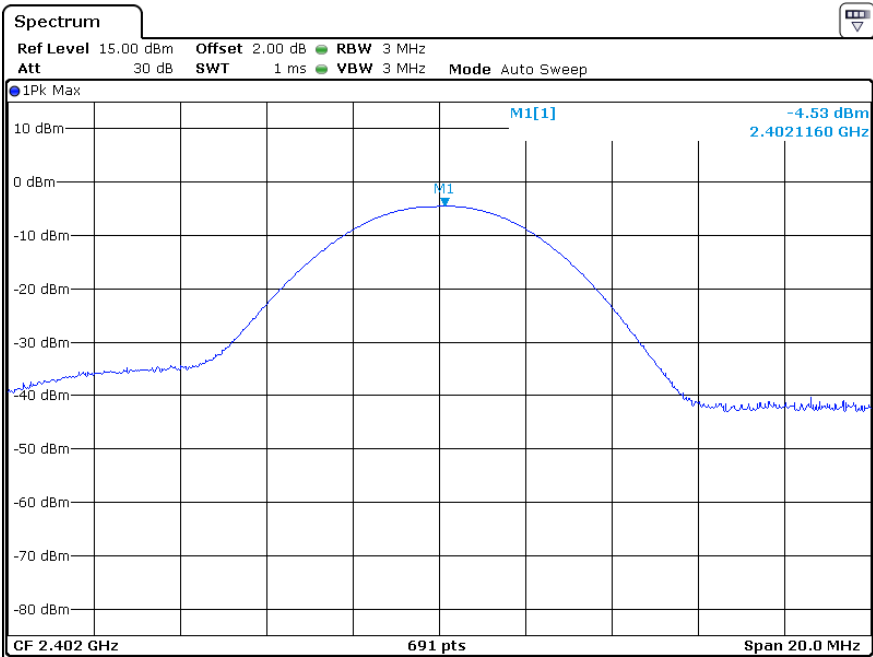
EUT max. radiated power = -4.53dBm + 1dBi = -3.53dBm

For RF exposure, the information is saved with filename: RF exposure.pdf.

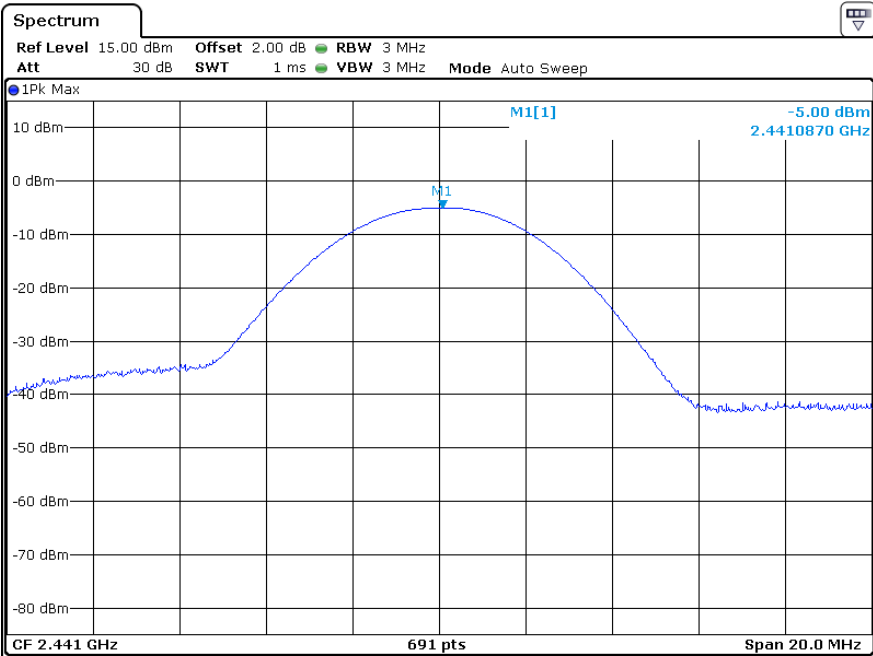
INTERTEK TESTING SERVICES

Modulation Type: GFSK

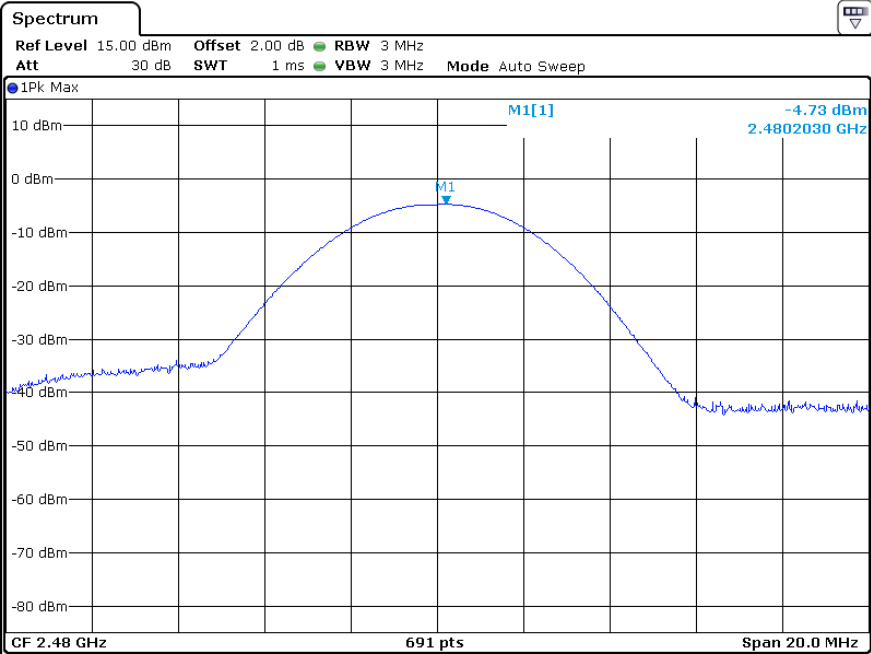
CH00



CH39



CH78



INTERTEK TESTING SERVICES

3.4 20dB Bandwidth

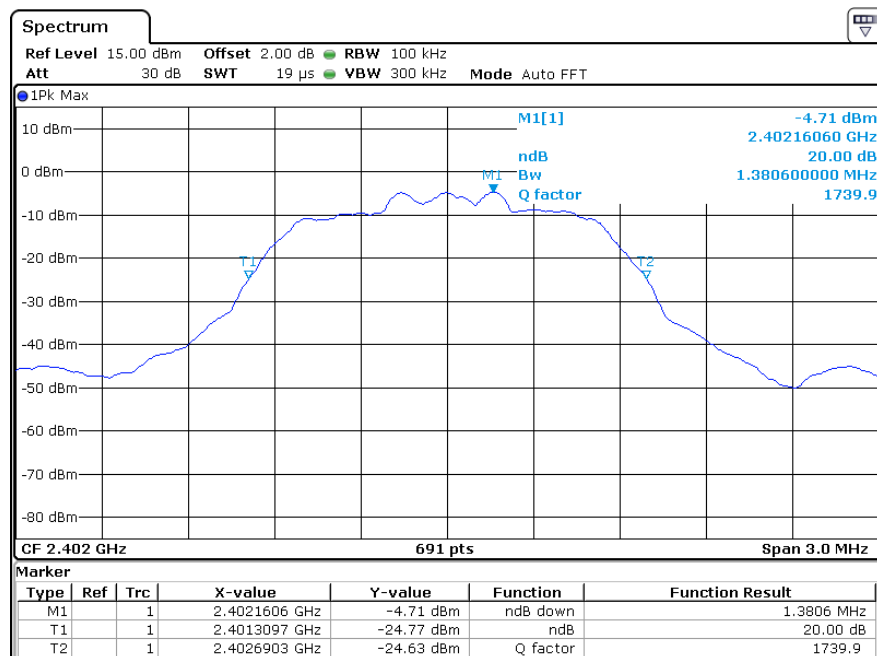
Maximum 20dB RF Bandwidth, FCC Rule 15.247(a) (1):

The antenna port of the EUT was connected to the input of a spectrum analyzer. Analyzer RBW was chosen so that the display was a result of the hopping channel modulation. For each RF output channel investigated, the spectrum analyzer center frequency was set to the channel carrier. Use the spectrum 20dB down delta function to measure the bandwidth.

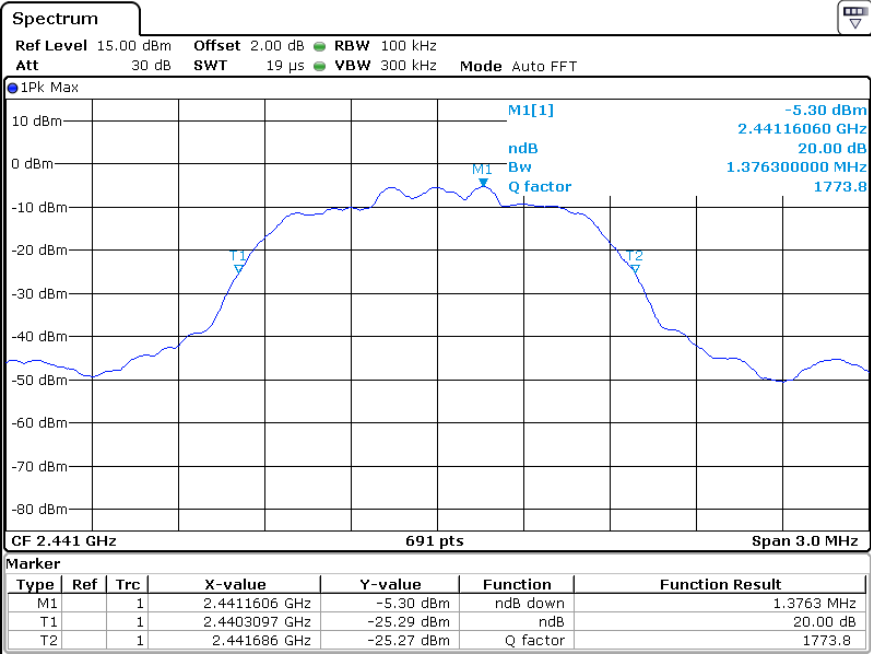
| Frequency (MHz) | 20 dB Bandwidth (MHz) |
|-----------------|-----------------------|
| 2402 | 1.381 |
| 2441 | 1.376 |
| 2480 | 1.376 |

Modulation Type: $\pi/4$ -DQPSK

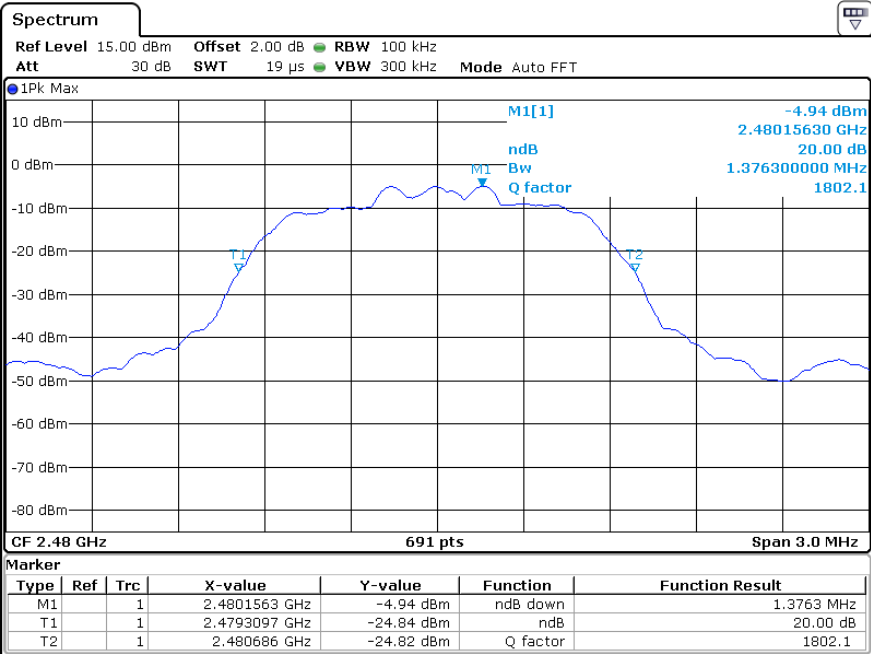
CH00



CH39



CH78



INTERTEK TESTING SERVICES

3.5 Channel Number (Number of Hopping Frequencies)

Minimum Number of Hopping Frequencies, FCC Rule 15.247(a) (1) (iii):

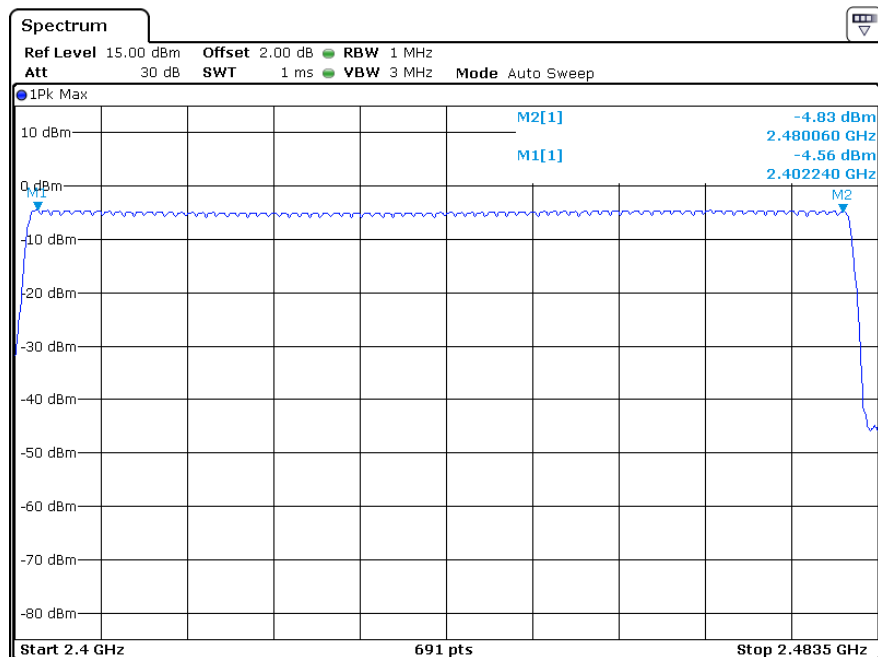
The RF passband of the EUT was divided into 3 approximately equal bands. With the analyzer set to MAX HOLD readings were taken for 2-3 minutes. The channel peaks so recorded were added together, and the total number compared to the minimum number of channels required in the regulation.

| | |
|------------------------------|----|
| Number of hopping channels = | 79 |
|------------------------------|----|

Note: In AFH mode, this device operates using 20 channels and it's satisfied the requirement of limit of minimum of 15 hopping channels.

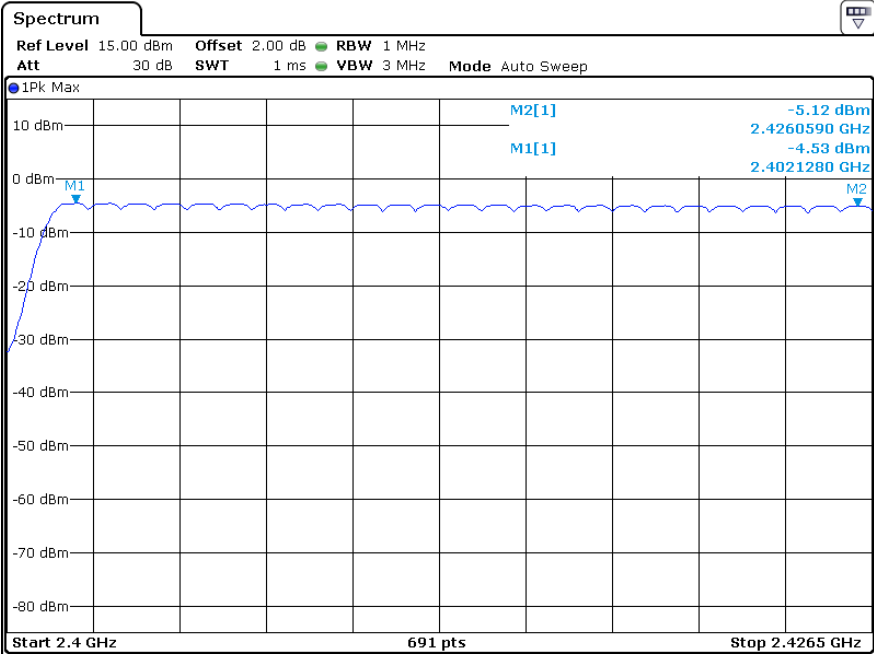
Modulation Type: GFSK

CH00-CH78

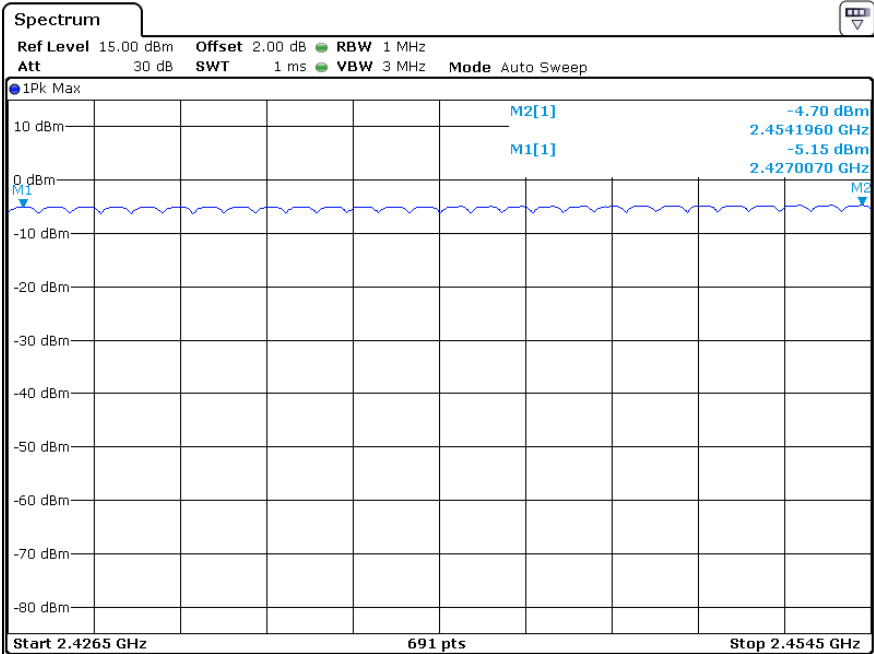


INTERTEK TESTING SERVICES

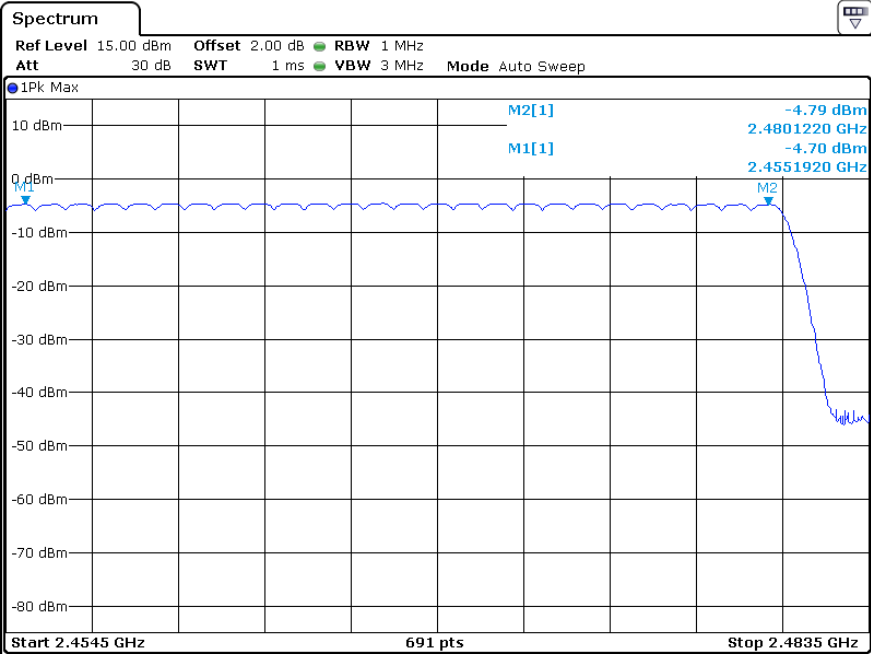
CH00-CH24



CH25-CH52



CH53-CH78



INTERTEK TESTING SERVICES

3.6 Channel Separation (Carrier Frequency Separation)

Minimum Hopping Channel Carrier Frequency Separation, FCC Ref: 15.247(a)(1):

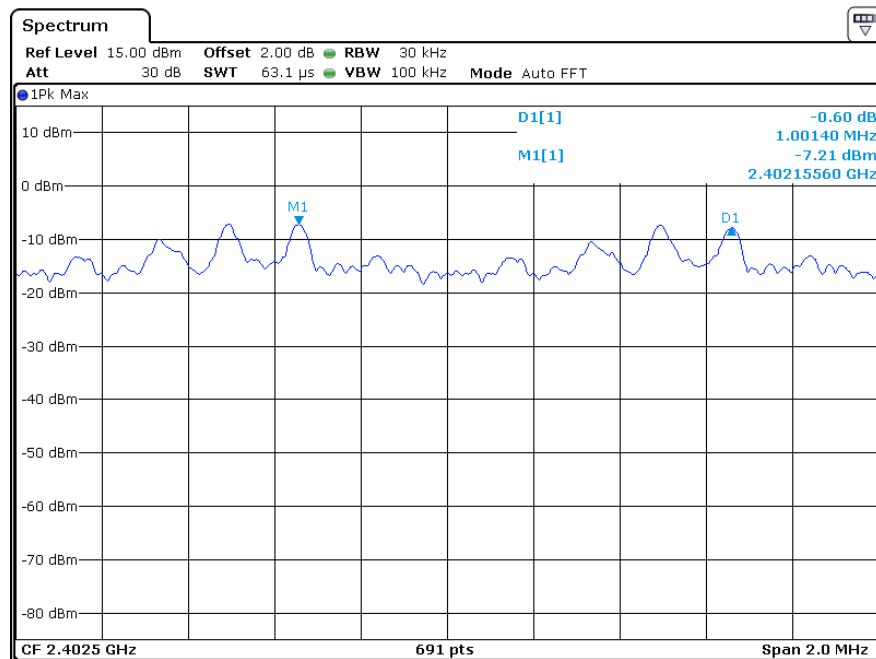
Using the DELTA MARKER function of the analyzer, the frequency separation between two adjacent channels was measured and compared against the limit:

Not less than 2/3 of 20dB bandwidth of hopping channel: $1.381 \times 2/3 = 0.921\text{MHz}$

| | |
|----------------------------|------------|
| Minimum Channel Separation | 0.9986 MHz |
|----------------------------|------------|

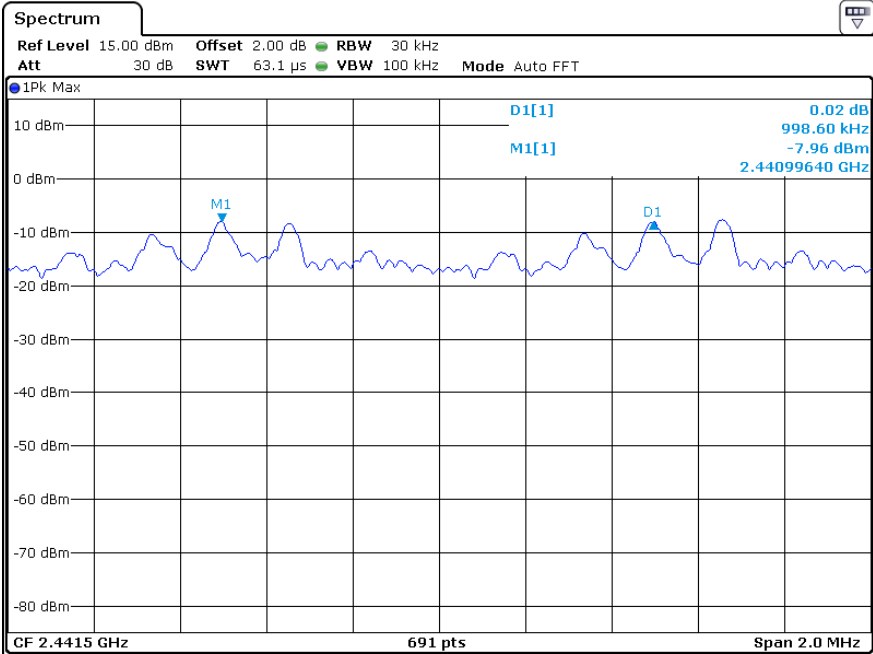
Modulation Type: $\pi/4$ -DQPSK

Low Channel

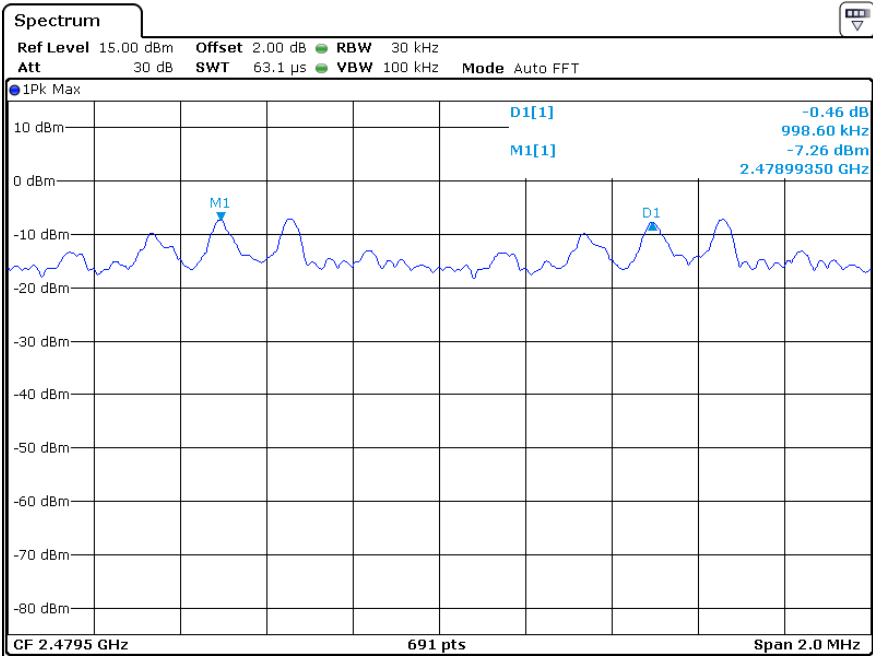


INTERTEK TESTING SERVICES

Middle Channel



High Channel



INTERTEK TESTING SERVICES

3.7 Dwell Time (Time of Occupancy)

Average Channel Occupancy Time, FCC Ref: 15.247(a)(1)(iii):

The spectrum analyzer center frequency was set to one of the known hopping channels. The SWEEP was set to 10ms, the SPAN was set to ZERO SPAN, and the TRIGGER was set to VIDEO. The time duration of the transmissions so captured was measured with the MARKER DELTA function.

The maximum number of hopping channels in 31.6s for 2DH1
 $=1600 / 2 / 79 * 31.6 = 320$

The maximum number of hopping channels in 31.6s for 2DH3
 $=1600 / 4 / 79 * 31.6 = 160$

The maximum number of hopping channels in 31.6s for 2DH5
 $=1600 / 6 / 79 * 31.6 = 107$

| Modulation Type | Packet | Max Dwell Time | | | | Limit (s) | Result |
|-----------------|--------|----------------|-----------|--------|----|-----------|--------|
| $\pi/4$ -DQPSK | 2DH1 | 0.393 | ms * 320= | 125.76 | ms | 0.4 | Pass |
| | 2DH3 | 1.646 | ms * 160= | 263.36 | ms | 0.4 | Pass |
| | 2DH5 | 2.899 | ms * 107= | 310.19 | ms | 0.4 | Pass |

AFH mode:

The maximum number of hopping channels in 8s for 2DH1
 $=800 / 2 / 20 * 8 = 160$

The maximum number of hopping channels in 8s for 2DH3
 $=800 / 4 / 20 * 8 = 80$

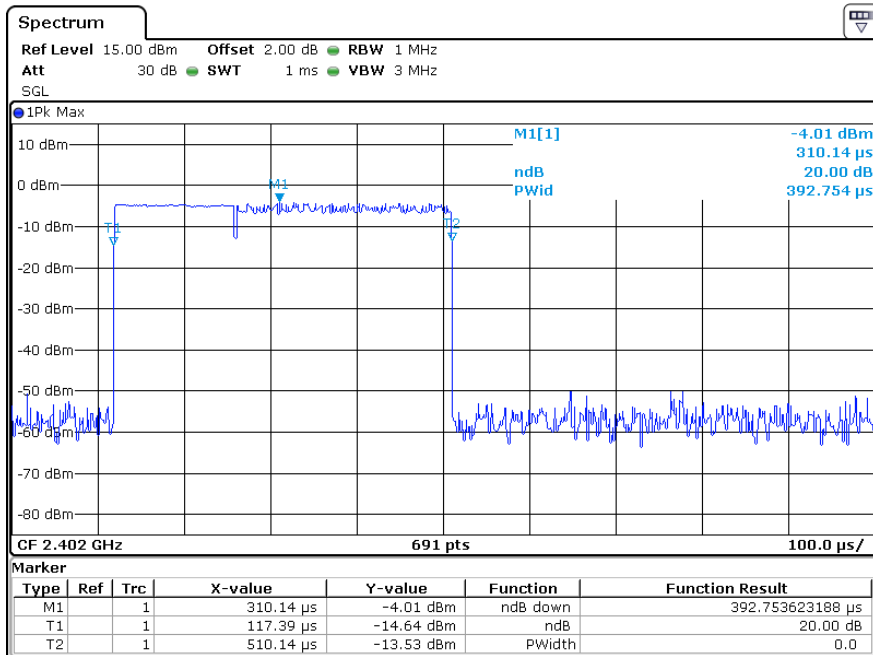
The maximum number of hopping channels in 8s for 2DH5
 $=800 / 6 / 20 * 8 = 53.33$

| Modulation Type | Packet | Max Dwell Time | | | | Limit (s) | Result |
|-----------------|--------|----------------|-------------|--------|----|-----------|--------|
| $\pi/4$ -DQPSK | 2DH1 | 0.393 | ms * 160= | 62.88 | ms | 0.4 | Pass |
| | 2DH3 | 1.646 | ms * 80= | 131.68 | ms | 0.4 | Pass |
| | 2DH5 | 2.899 | ms * 53.33= | 154.60 | ms | 0.4 | Pass |

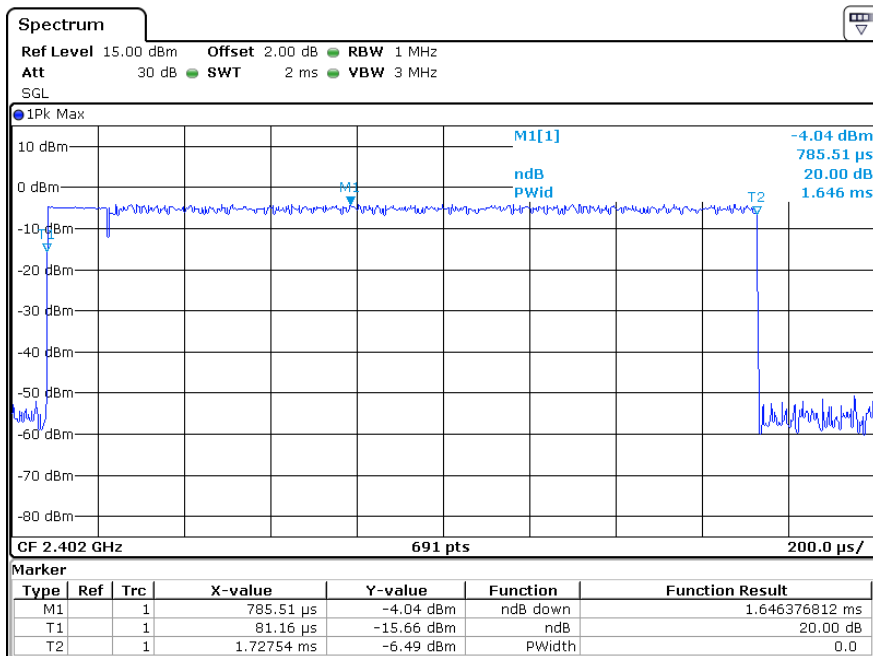
INTERTEK TESTING SERVICES

Modulation Type: $\pi/4$ -DQPSK

Packet: 2DH1

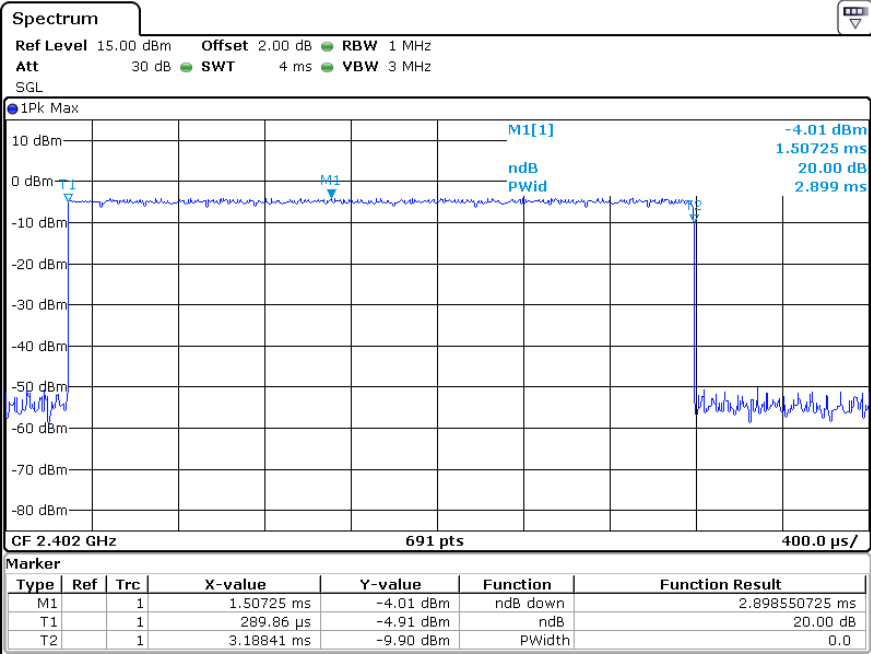


Packet: 2DH3



INTERTEK TESTING SERVICES

Packet: 2DH5



3.8 Band Edge

Out of Band Conducted Emissions, FCC Rule 15.247(d):

In any 100 KHz bandwidth outside the EUT passband, the RF power produced by the modulation products of the spreading sequence, the information sequence, and the carrier frequency shall be at least 20 dB below that of the maximum in-band 100 kHz emission, or else shall meet the general limits for radiated emissions at frequencies outside the passband, whichever results in lower attenuation.

Furthermore, delta measurement technique for measuring bandage emissions was shown as below:

(i) Lower channel 2402MHz:

Peak Resultant field strength = Fundamental emissions (peak value) – delta from the bandedge plot
= 91.6dB μ v/m-32.5dB
= 59.1dB μ v/m

Average Resultant field strength = Fundamental emissions (Average value) – delta from the bandedge plot

= 69.1 dB μ V/m–32.5dB
= 36.6 dB μ V/m

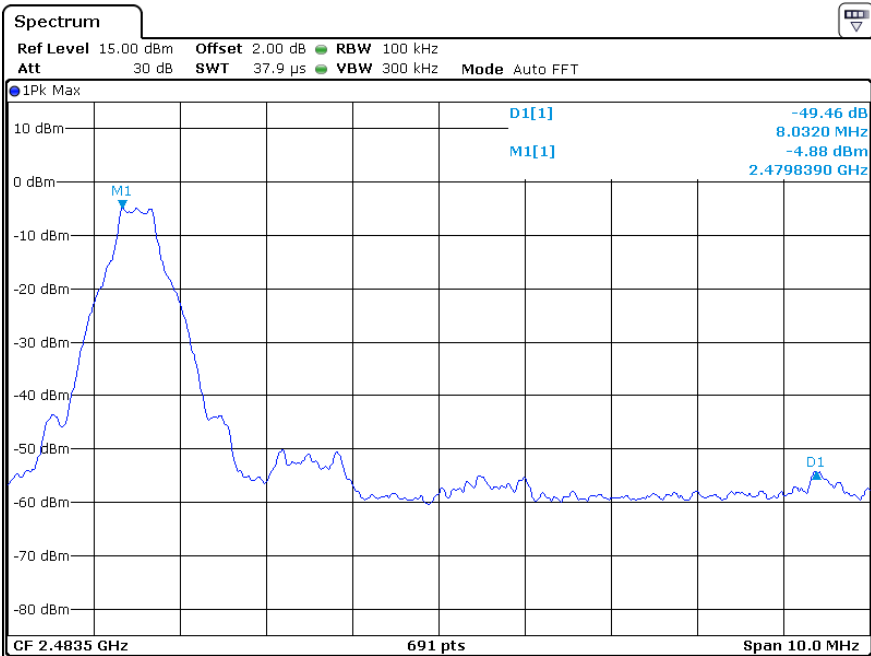
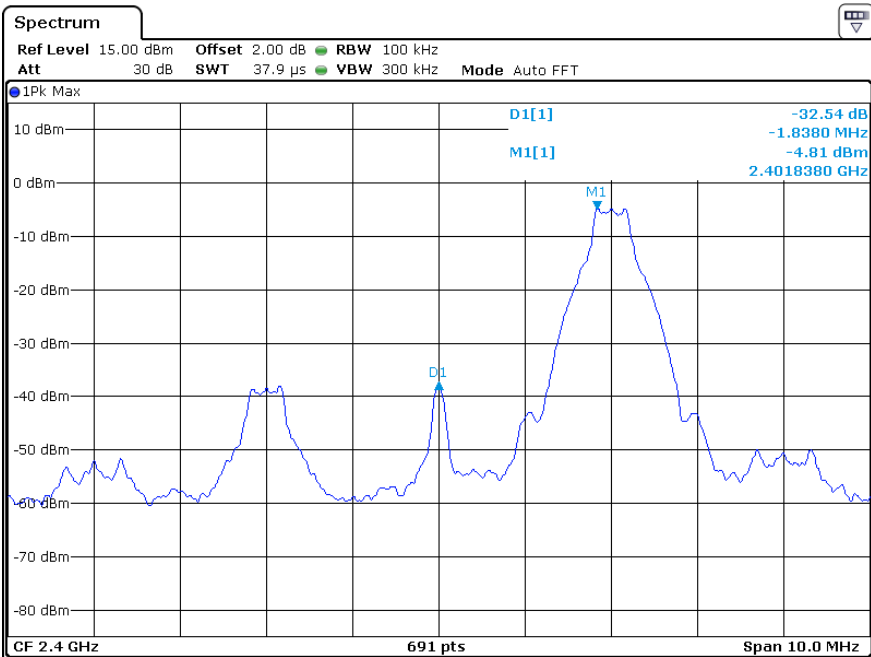
(ii) Upper channel 2480MHz:

Peak Resultant field strength = Fundamental emissions (peak value) – delta from the bandedge plot
= 92.8dB μ v/m-49.5dB
= 43.3dB μ v/m

The resultant field strength meets the general radiated emission limit in section 15.209, which does not exceed 74 dB μ v/m (Peak Limit) and 54dB μ v/m (Average Limit).

INTERTEK TESTING SERVICES

Modulation Type: GFSK



3.9 Transmitter Spurious Emissions (Conducted)

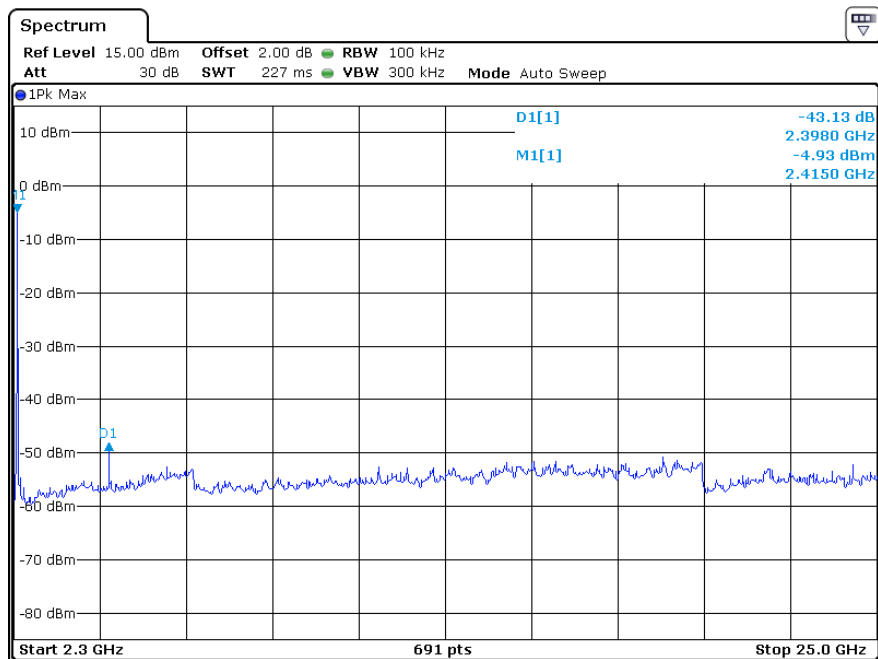
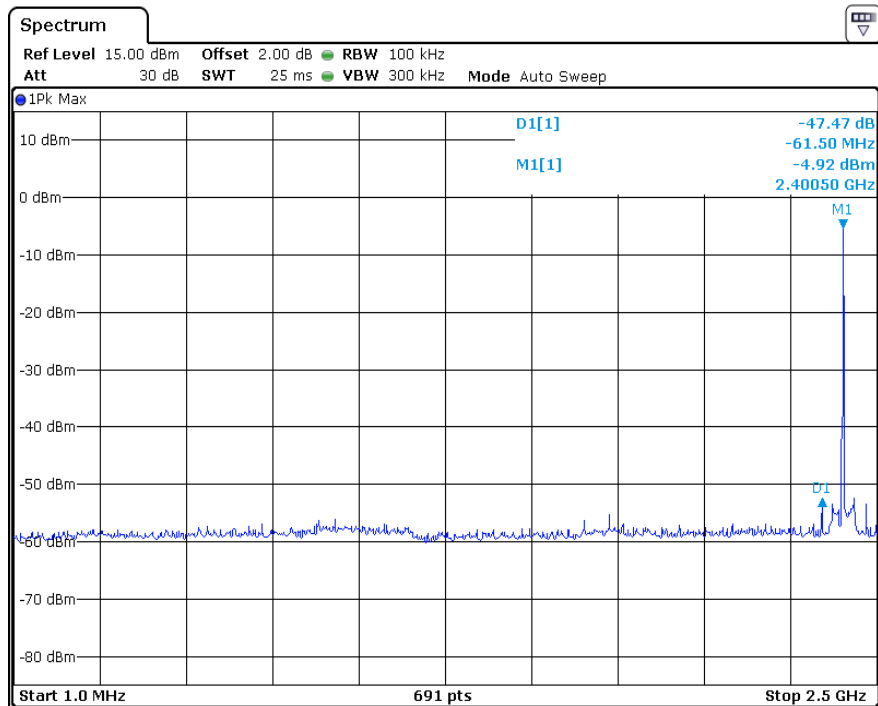
Out of Band Conducted Spurious Emissions, FCC Rule 15.247(d):

All spurious emission and up to the tenth harmonic was measured and they were found to be at least 20 dB below the highest level of the desired power in the passband.

INTERTEK TESTING SERVICES

Modulation Type: GFSK

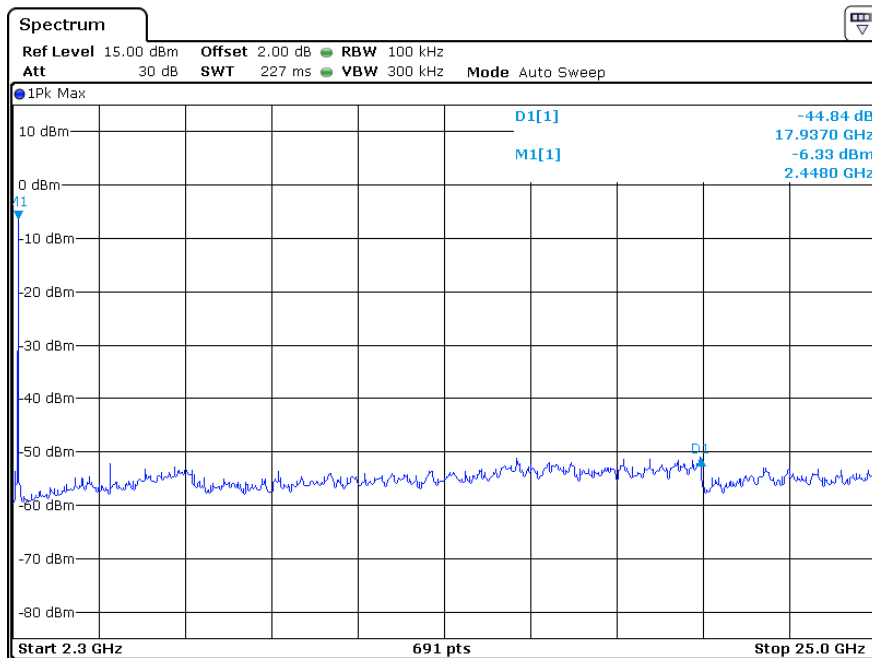
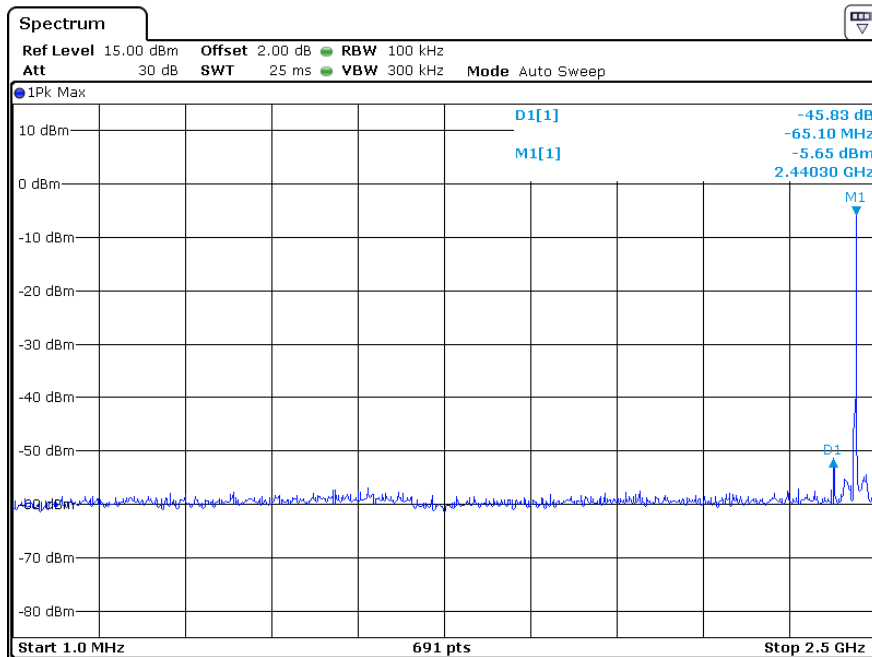
CH00



TRF No.: FCC 15C_TX_b
FCC ID: Z8M-TB236DSW
Report No.: 170908010SZN-001

INTERTEK TESTING SERVICES

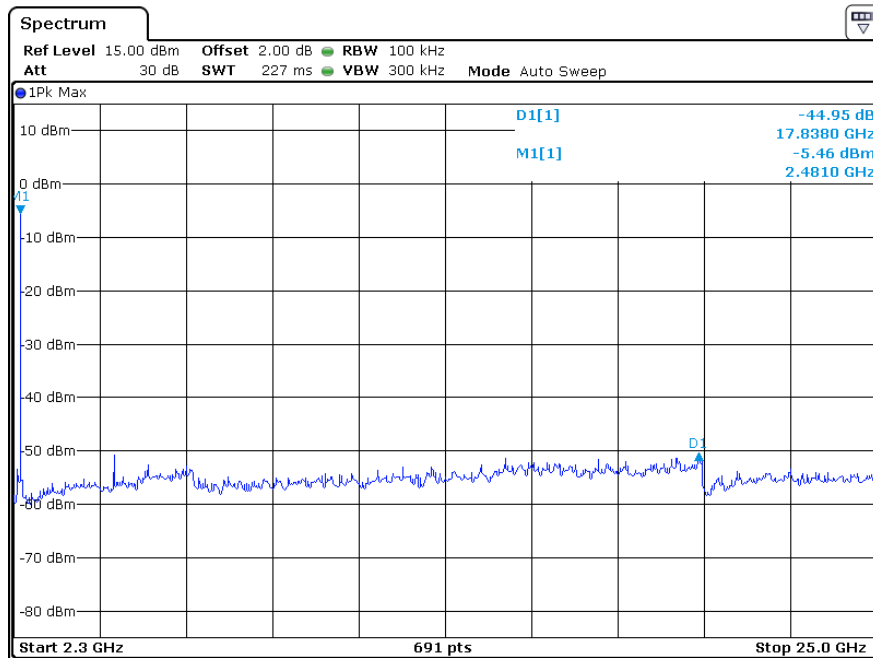
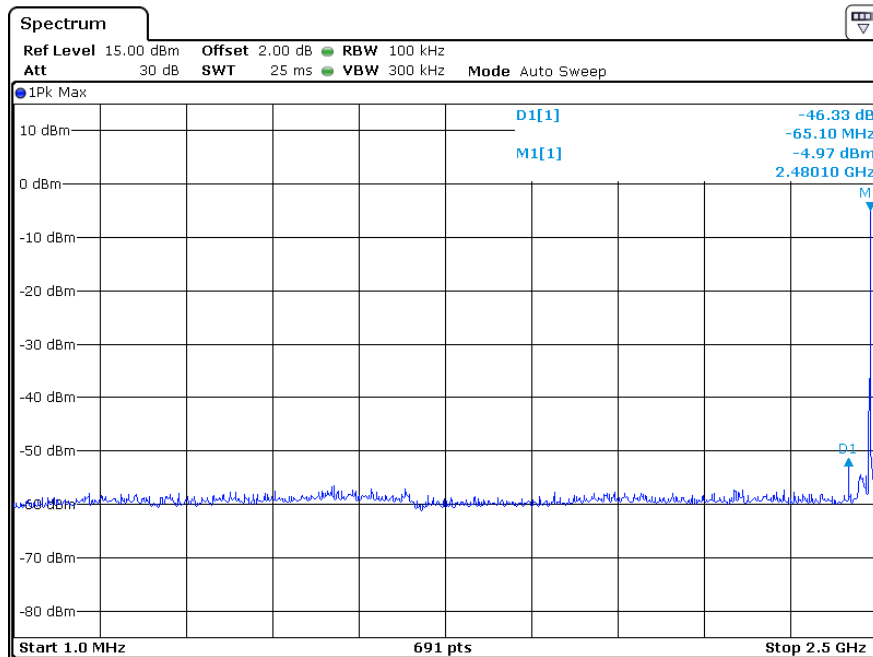
CH39



TRF No.: FCC 15C_TX_b
FCC ID: Z8M-TB236DSW
Report No.: 170908010SZN-001

INTERTEK TESTING SERVICES

CH78



TRF No.: FCC 15C_TX_b
FCC ID: Z8M-TB236DSW
Report No.: 170908010SZN-001

EXHIBIT 4
EQUIPMENT PHOTOGRAPHS

4.0 Equipment Photographs

For electronic filing, the photographs of the tested EUT are saved with filename: external photos.pdf & internal photos.pdf.

INTERTEK TESTING SERVICES

EXHIBIT 5

PRODUCT LABELLING

INTERTEK TESTING SERVICES

5.0 Product Labelling

For electronic filing, the FCC ID label artwork and the label location are saved with filename: label.pdf.

INTERTEK TESTING SERVICES

EXHIBIT 6

TECHNICAL SPECIFICATIONS

INTERTEK TESTING SERVICES

6.0 Technical Specifications

For electronic filing, the block diagram and schematics of the tested EUT are saved with filename: block.pdf and circuit.pdf respectively.

INTERTEK TESTING SERVICES

EXHIBIT 7

INSTRUCTION MANUAL

INTERTEK TESTING SERVICES

7.0 Instruction Manual

For electronic filing, a preliminary copy of the Instruction Manual is saved with filename: manual.pdf.

This manual will be provided to the end-user with each unit sold/leased in the United States.

INTERTEK TESTING SERVICES

EXHIBIT 8

MISCELLANEOUS INFORMATION

INTERTEK TESTING SERVICES

8.0 Miscellaneous Information

This miscellaneous information includes details of the measured bandedge, the test procedure and calculation of factor such as pulse desensitization.

INTERTEK TESTING SERVICES

8.1 Discussion of Pulse Desensitization

Pulse desensitivity is not applicable for this device. The effective period (T_{eff}) is approximately 625 μ s for Bluetooth. With a resolution bandwidth (3dB) of 1MHz, so the pulse desensitivity factor is 0dB.

INTERTEK TESTING SERVICES

8.2 Transmitter Duty Cycle Calculation, FCC Rule 15.35(b, c)

Based on the Bluetooth Specification, transmitter ON time is independent of packet type (DH1, DH3 and DH5) and packet length (single-slot and multi-slot). The maximum transmitter ON time for the Bluetooth is 625µs.

Each TX and RX time slot is 625µs in length. A TDD scheme is used where master and slave alternately transmit. For one period for a pseudo-random hopping through all 79 RF channels, for DH5:

Normal Mode:

Channel hop rate=1600 hops/second

Time of 1 hopset (5 TX slots + 1 RX slot) = 0.625 ms x 6 = 3.75 ms

Time of 1 cycle = 3.75 ms x 79 = 296.25 ms

Average factor = $20 \log (3.125 / 100) = -30.1 \text{ dB}$

AFH Mode:

Channel hop rate = 800 hops/second (AFH Mode)

Adjusted channel hop rate for DH5 mode = 133.33 hops/second

Time per channel hop = $1 / 133.33 \text{ hops/second} = 7.5 \text{ ms}$

Time to cycle through all channels = $7.5 \times 20 \text{ channels} = 150 \text{ ms}$

Number of times transmitter hits on one channel = $100 \text{ ms} / 150 \text{ ms} = 1 \text{ time(s)}$

Worst case dwell time = 7.5 ms

Duty cycle connection factor = $20 \log_{10}(7.5 \text{ ms} / 100 \text{ ms}) = -22.5 \text{ dB}$

INTERTEK TESTING SERVICES

8.3 Emissions Test Procedures

The following is a description of the test procedure used by Intertek Testing Services in the measurements of transmitters operating under Part 15, Subpart C rules.

The test set-up and procedures described below are designed to meet the requirements of ANSI C63.10: 2013.

The transmitting equipment under test (EUT) is placed on a styrene turntable which is four feet in diameter, up to 1GHz 0.8m and above 1GHz 1.5m in height above the ground plane. During the radiated emissions test, the turntable is rotated and any cables leaving the EUT are manipulated to find the configuration resulting in maximum emissions. The EUT is adjust through all three orthogonal axes to obtain maximum emission levels. The antenna height and polarization are varied during the testing to search for maximum signal levels.

Detector function for radiated emissions is in peak mode. Average readings, when required, are taken by measuring the duty cycle of the equipment under test and subtracting the corresponding amount in dB from the measured peak readings.

The frequency range scanned is from the lowest radio frequency signal generated in the device which is greater than 9 kHz to the tenth harmonic of the highest fundamental frequency or 40 GHz, whichever is lower. For line conducted emissions, the range scanned is 150 kHz to 30 MHz with RBW 9KHz used.

INTERTEK TESTING SERVICES

8.3 Emissions Test Procedures (cont'd)

The EUT is warmed up for 15 minutes prior to the test.

AC power to the unit is varied from 85% to 115% nominal and variation in the fundamental emission field strength is recorded. If battery powered, a new, fully charged battery is used.

Conducted measurements are made as described in ANSI C63.10: 2013.

The IF bandwidth used for measurement of radiated signal strength was 10 kHz for emission below 30 MHz and 120 kHz for emission from 30 MHz to 1000 MHz. Where pulsed transmissions of short enough pulse duration warrant, a greater bandwidth is selected according to the recommendations of Hewlett Packard Application Note 150-2. Above 1000 MHz, a resolution bandwidth of 1 MHz is used (RBW 3MHz used for fundamental emission).

Transmitter measurements are normally conducted at a measurement distance of three meters. However, to assure low enough noise floor in the restricted bands and above 1 GHz, signals are acquired at a distance of one meter or less. All measurements are extrapolated to three meters using inverse scaling, but those measurements taken at a closer distance are so marked.

INTERTEK TESTING SERVICES

EXHIBIT 9

CONFIDENTIALITY REQUEST

INTERTEK TESTING SERVICES

9.0 Confidentiality Request

For electronic filing, the confidentiality request of the tested EUT is saved with filename: request.pdf.

EXHIBIT 10

TEST EQUIPMENT LIST

INTERTEK TESTING SERVICES

10 Test Equipment List

| Equipment No. | Equipment | Manufacturer | Model No. | Serial No. | Cal. Date | Due Date |
|---------------|---------------------|-----------------|--------------|------------|-------------|-------------|
| SZ061-03 | BiConiLog Antenna | ETS | 3142C | 00078828 | 12-Oct-2016 | 12-Oct-2017 |
| SZ185-01 | EMI Receiver | R&S | ESCI | 100547 | 9-Feb-2017 | 9-Feb-2018 |
| SZ061-08 | Horn Antenna | ETS | 3115 | 00092346 | 27-Oct-2016 | 27-Oct-2017 |
| SZ061-06 | Active Loop Antenna | Electro-Metrics | EM-6876 | 217 | 26-May-2017 | 26-May-2018 |
| SZ056-03 | Spectrum Analyzer | R&S | FSP 30 | 101148 | 7-Jul-2017 | 7-Jul-2018 |
| EM031-03 | Spectrum Analyzer | R&S | FSV 40 | 101506 | 9-Feb-2017 | 9-Feb-2018 |
| SZ181-04 | Preamplifier | Agilent | 8449B | 3008A02474 | 16-Apr-2016 | 16-Apr-2018 |
| SZ188-01 | Anechoic Chamber | ETS | RFD-F/A-100 | 4102 | 8-Jul-2017 | 8-Jan-2018 |
| SZ062-02 | RF Cable | RADIAL | RG 213U | -- | 16-Mar-2017 | 16-Sep-2017 |
| SZ062-05 | RF Cable | RADIAL | 0.04-26.5GHz | -- | 16-Mar-2017 | 16-Sep-2017 |
| SZ062-12 | RF Cable | RADIAL | 0.04-26.5GHz | -- | 14-Jun-2017 | 14-Jun-2018 |
| SZ067-04 | Notch Filter | Micro-Tronics | BRM5070 2-02 | -- | 1-Nov-2016 | 1-Nov-2017 |
| SZ185-02 | EMI Test Receiver | R&S | ESCI | 100692 | 1-Nov-2016 | 1-Nov-2017 |
| SZ187-01 | Two-Line V-Network | R&S | ENV216 | 100072 | 12-Jul-2017 | 12-Jul-2018 |
| SZ187-02 | Two-Line V-Network | R&S | ENV216 | 100073 | 12-Jul-2017 | 12-Jul-2018 |
| SZ188-03 | Shielding Room | ETS | RFD-100 | 4100 | 17-Aug-2016 | 17-Aug-2018 |