



Test Report

Date : 2019-08-08
No. : HMD19070016

Page 1 of 24

Applicant : Radiance Instruments Ltd.
Flat 2002, 20/F, CEO Tower, 77 Wing Hong Street Lai Chi Kok,
Kowloon, Hong Kong

Supplier / Manufacturer : Radiance Instruments Ltd.
Da Jing Village, Si Jiao Lou, Luo Yang Town, Hui Zhou City, China

Description of Sample(s) : Submitted sample(s) said to be
Product: Wireless Thermometer
Brand Name: N/A
Model No.: STD-RT806MAEB-RF
FCC ID: 2AI67-806R

Date Samples Received : 2019-07-22

Date Tested : 2019-07-23 to 2019-08-08

Investigation Requested : Perform ElectroMagnetic Interference measurement in accordance with FCC 47CFR [Codes of Federal Regulations] Part 15 and ANSI C63.10: 2013 for FCC Certification.

Conclusions : The submitted product COMPLIED with the requirements of Federal Communications Commission [FCC] Rules and Regulations Part 15. The tests were performed in accordance with the standards described above and on Section 2.2 in this Test Report.

Remarks : ---



CHEUNG Chi, Kenneth
Authorized Signatory



Test Report

Date : 2019-08-08
No. : HMD19070016

Page 2 of 24

CONTENT:

| | |
|--|------------------|
| Cover | Page 1 of 24 |
| Content | Page 2 of 24 |
| <u>1.0 General Details</u> | |
| 1.1 Test Laboratory | Page 3 of 24 |
| 1.2 Equipment Under Test [EUT] | Page 3 of 24 |
| 1.3 Description of EUT operation | Page 3 of 24 |
| 1.4 Date of Order | Page 3 of 24 |
| 1.5 Submitted Sample(s) | Page 3 of 24 |
| 1.6 Test Duration | Page 3 of 24 |
| 1.7 Country of Origin | Page 3 of 24 |
| <u>2.0 Technical Details</u> | |
| 2.1 Investigations Requested | Page 4 of 24 |
| 2.2 Test Standards and Results Summary | Page 4 of 24 |
| <u>3.0 Test Results</u> | |
| 3.1 Emission | Page 5-20 of 24 |
| <u>Appendix A</u> | |
| List of Measurement Equipment | Page 21 of 24 |
| <u>Appendix B</u> | |
| Photograph(s) of Product | Page 22-24 of 24 |

The Hong Kong Standards and Testing Centre Limited

Head Office: 10 Dai Wang Street, Taipo Industrial Estate, Tai Po, N.T., Hong Kong

Unit B, 10/F, Block 1, Tai Ping Industrial Centre, No. 57 Ting Kok Road, Tai Po, N.T., Hong Kong

Tel: +852 2666 1888 Fax: +852 2664 4353 Email: hkstc@stc.group Website: www.stc.group

This report shall not be reproduced unless with prior written approval from The Hong Kong Standards and Testing Centre Limited.

For Conditions of Issuance of this test report, please refer to "Conditions of Issuance of Test Reports" section or Website.



Test Report

Date : 2019-08-08
No. : HMD19070016

Page 3 of 24

1.0 General Details

1.1 Test Laboratory

The Hong Kong Standards and Testing Centre Ltd.
EMC Laboratory
10 Dai Wang Street, Taipo Industrial Estate, New Territories, Hong Kong
Telephone: 852 2666 1888
Fax: 852 2664 4353

1.2 Equipment Under Test [EUT]

Description of Sample(s)

| | |
|---------------|---|
| Product: | Wireless Thermometer |
| Manufacturer: | Radiance Instruments Ltd. Da Jing Village, Si Jiao Lou, Luo Yang Town, Hui Zhou City, China |
| Brand Name: | N/A |
| Model Number: | STD-RT806MAEB-RF |
| Rating: | 3Vd.c. (AAA battery*2) |

1.3 Description of EUT Operation

The Equipment Under Test (EUT) is a Wireless Thermometer. It is a transceiver operating at 2404MHz~2479MHz and the RF signal was modulated by IC.

1.4 Date of Order

2019-07-22

1.5 Submitted Sample(s):

1 Sample

1.6 Test Duration

2019-07-23 to 2019-08-08

1.7 Country of Origin

China

The Hong Kong Standards and Testing Centre Limited

Head Office: 10 Dai Wang Street, Taipo Industrial Estate, Tai Po, N.T., Hong Kong

Unit B, 10/F, Block 1, Tai Ping Industrial Centre, No. 57 Ting Kok Road, Tai Po, N.T., Hong Kong

Tel: +852 2666 1888 Fax: +852 2664 4353 Email: hkstc@stc.group Website: www.stc.group

This report shall not be reproduced unless with prior written approval from The Hong Kong Standards and Testing Centre Limited.

For Conditions of Issuance of this test report, please refer to "Conditions of Issuance of Test Reports" section or Website.



Test Report

Date : 2019-08-08
No. : HMD19070016

Page 4 of 24

2.0 Technical Details

2.1 Investigations Requested

Perform Electromagnetic Interference measurements in accordance with FCC 47CFR [Codes of Federal Regulations] Part 15 Regulations and ANSI C63.10: 2013 for FCC Certification.
The device was realized by test software.

2.2 Test Standards and Results Summary Tables

| EMISSION Results Summary | | | | | | |
|---|------------------|-------------------|---------------------|-------------------------------------|--------------------------|-------------------------------------|
| Test Condition | Test Requirement | Test Method | Class / Severity | Test Result | | |
| | | | | Pass | Failed | N/A |
| Field Strength of Fundamental & Harmonics Emissions | FCC 47CFR 15.249 | ANSI C63.10: 2013 | N/A | <input checked="" type="checkbox"/> | <input type="checkbox"/> | <input type="checkbox"/> |
| Radiated Emissions | FCC 47CFR 15.209 | ANSI C63.10: 2013 | N/A | <input checked="" type="checkbox"/> | <input type="checkbox"/> | <input type="checkbox"/> |
| AC Mains Conducted Emissions | FCC 47CFR 15.207 | ANSI C63.10: 2013 | N/A | <input type="checkbox"/> | <input type="checkbox"/> | <input checked="" type="checkbox"/> |
| Antenna requirement | FCC 47CFR 15.203 | N/A | N/A | <input checked="" type="checkbox"/> | <input type="checkbox"/> | <input type="checkbox"/> |

Note: N/A - Not Applicable

The Hong Kong Standards and Testing Centre Limited

Head Office: 10 Dai Wang Street, Taipo Industrial Estate, Tai Po, N.T., Hong Kong

Unit B, 10/F, Block 1, Tai Ping Industrial Centre, No. 57 Ting Kok Road, Tai Po, N.T., Hong Kong

Tel: +852 2666 1888 Fax: +852 2664 4353 Email: hkstc@stc.group Website: www.stc.group

This report shall not be reproduced unless with prior written approval from The Hong Kong Standards and Testing Centre Limited.

For Conditions of Issuance of this test report, please refer to "Conditions of Issuance of Test Reports" section or Website.



Test Report

Date : 2019-08-08
No. : HMD19070016

Page 5 of 24

3.0 Test Results

3.1 Emission

3.1.1 Radiated Emissions

Ambient temperature 25°C

Relative humidity 57%

| | |
|--------------------|-------------------------------------|
| Test Requirement: | FCC 47CFR 15.249 & FCC 47CFR 15.209 |
| Test Method: | ANSI C63.10:2013 |
| Test Date: | 2019-07-23 to 2019-08-07 |
| Mode of Operation: | Tx mode |

Test Method:

For emission measurements at or below 1 GHz, the sample was placed 0.8m above the ground plane of semi-anechoic Chamber*. For emission measurements above 1 GHz, the sample was placed 1.5m above the ground plane of semi-anechoic Chamber*. Measurements in both horizontal and vertical polarities were performed. During the test, each emission was maximized by: having the EUT continuously working, investigated all operating modes, rotated about all 3 axis (X, Y & Z) and considered typical configuration to obtain worst position, manipulating interconnecting cables, rotating turntable, varying antenna height from 1m to 4m in both horizontal and vertical polarizations. The emissions worst-case are shown in Test Results of the following pages.

* Semi-Anechoic chamber located on the G/F of The Hong Kong Standards and Testing Centre Ltd. with a metal ground plane filed with the FCC pursuant to section 2.948 of the FCC rules, with Registration Number: 607756.

The Hong Kong Standards and Testing Centre Limited

Head Office: 10 Dai Wang Street, Taipo Industrial Estate, Tai Po, N.T., Hong Kong

Unit B, 10/F, Block 1, Tai Ping Industrial Centre, No. 57 Ting Kok Road, Tai Po, N.T., Hong Kong

Tel: +852 2666 1888 Fax: +852 2664 4353 Email: hkstc@stc.group Website: www.stc.group

This report shall not be reproduced unless with prior written approval from The Hong Kong Standards and Testing Centre Limited.

For Conditions of Issuance of this test report, please refer to "Conditions of Issuance of Test Reports" section or Website.

Test Report

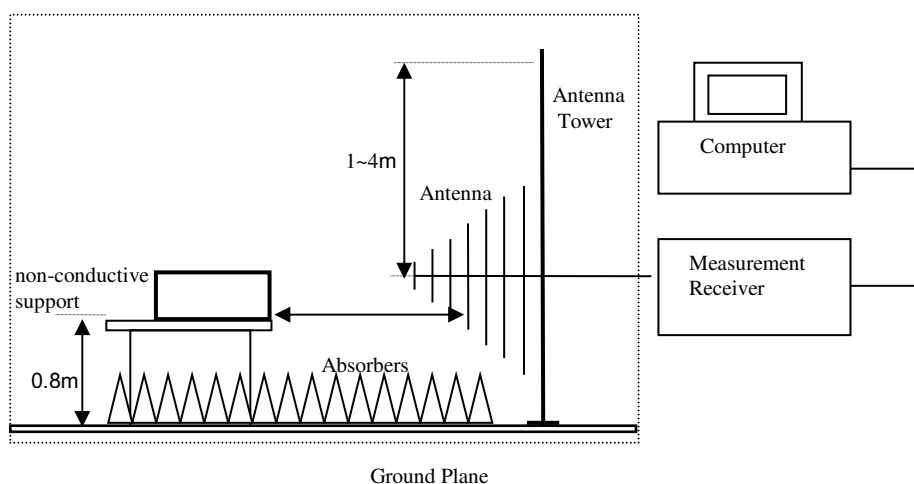
Date : 2019-08-08
No. : HMD19070016

Page 6 of 24

Spectrum Analyzer Setting:

| | |
|------------------------|---|
| 9KHz – 30MHz (Pk & Av) | RBW: 10kHz VBW: 30kHz Sweep: Auto Span: Fully capture the emissions being measured Trace: Max. hold |
| 30MHz – 1GHz (QP) | RBW: 120kHz VBW: 120kHz Sweep: Auto Span: Fully capture the emissions being measured Trace: Max. hold |
| Above 1GHz (Pk) | RBW: 1MHz VBW: 1MHz Sweep: Auto Span: Fully capture the emissions being measured Trace: Max. hold |
| Above 1GHz (Av) | RBW: 1MHz VBW: 10Hz Sweep: Auto Span: Fully capture the emissions being measured Trace: Max. hold |

Test Setup:



- Absorbers placed on top of the ground plane are for measurements above 1000MHz only.
- Measurements between 30MHz to 1000MHz made with Bi-log antennas, above 1000MHz horn antennas are used.

The Hong Kong Standards and Testing Centre Limited

Head Office: 10 Dai Wang Street, Taipo Industrial Estate, Tai Po, N.T., Hong Kong

Unit B, 10/F, Block 1, Tai Ping Industrial Centre, No. 57 Ting Kok Road, Tai Po, N.T., Hong Kong

Tel: +852 2666 1888 Fax: +852 2664 4353 Email: hkstc@stc.group Website: www.stc.group

This report shall not be reproduced unless with prior written approval from The Hong Kong Standards and Testing Centre Limited.

For Conditions of Issuance of this test report, please refer to "Conditions of Issuance of Test Reports" section or Website.



Test Report

Date : 2019-08-08
No. : HMD19070016

Page 7 of 24

Limits for Field Strength of Fundamental & Harmonics Emissions [FCC 47CFR 15.249]:

| Frequency Range of Fundamental [MHz] | Field Strength of Fundamental Emission [microvolts/meter] | Field Strength of Harmonics Emission [microvolts/meter] |
|---|--|--|
| 902-928 | 50,000 [Quasi-Peak] | 500 [Average] |
| 2400-2483.5 | 50,000 [Average] | 500 [Average] |

Remarks:

No additional spurious emissions found between lowest internal used/generated frequency and 30 MHz

Calculated measurement uncertainty
(9kHz-30MHz): 2.0dB
(30MHz -1GHz): 4.9dB
(1GHz -6GHz): 4.02dB
(6GHz -26.5GHz): 4.03dB

Emissions in the vertical and horizontal polarizations have been investigated and the worst-case test results are recorded in this report.

The Hong Kong Standards and Testing Centre Limited

Head Office: 10 Dai Wang Street, Taipo Industrial Estate, Tai Po, N.T., Hong Kong

Unit B, 10/F, Block 1, Tai Ping Industrial Centre, No. 57 Ting Kok Road, Tai Po, N.T., Hong Kong

Tel: +852 2666 1888 Fax: +852 2664 4353 Email: hkstc@stc.group Website: www.stc.group

This report shall not be reproduced unless with prior written approval from The Hong Kong Standards and Testing Centre Limited.

For Conditions of Issuance of this test report, please refer to "Conditions of Issuance of Test Reports" section or Website.



Test Report

Date : 2019-08-08
No. : HMD19070016

Page 8 of 24

Results of Tx mode (Lowest Frequency Channel-2404 MHz): Pass

| Field Strength of Fundamental Emissions | | | | | | |
|---|---------------------------------------|--------------------------------------|-----------------------------------|--------------------------------|------------------------|---------------------|
| Peak Value | | | | | | |
| Frequency MHz | Measured Level @3m dB μ V/m | Correction Factor dB μ V/m | Field Strength dB μ V/m | Field Strength μ V/m | Limit @3m μ V/m | E-Field Polarity |
| 2404.00 | 63.9 | 36.8 | 100.7 | 107,894.7 | 500,000 | Vertical |
| 2404.00 | 53.9 | 36.4 | 90.3 | 32,885.2 | 500,000 | Horizontal |

| Field Strength of Fundamental Emissions | | | | | | |
|---|---------------------------------------|--------------------------------------|-----------------------------------|--------------------------------|------------------------|---------------------|
| Average Value | | | | | | |
| Frequency MHz | Measured Level @3m dB μ V/m | Correction Factor dB μ V/m | Field Strength dB μ V/m | Field Strength μ V/m | Limit @3m μ V/m | E-Field Polarity |
| 2404.00 | 44.2 | 36.8 | 81.0 | 11,155.8 | 50,000 | Vertical |
| 2404.00 | 33.8 | 36.4 | 70.2 | 3,217.4 | 50,000 | Horizontal |

| Field Strength of Harmonics Emission | | | | | | |
|--------------------------------------|---------------------------------------|--------------------------------------|-----------------------------------|--------------------------------|------------------------|---------------------|
| Peak Value | | | | | | |
| Frequency MHz | Measured Level @3m dB μ V/m | Correction Factor dB μ V/m | Field Strength dB μ V/m | Field Strength μ V/m | Limit @3m μ V/m | E-Field Polarity |
| 4808.0 | 13.8 | 41.5 | 55.3 | 584.8 | 5,000 | Vertical |
| 4808.0 | 14.7 | 42.4 | 57.1 | 718.6 | 5,000 | Horizontal |
| 7212.0 | 10.0 | 45.1 | 55.1 | 565.6 | 5,000 | Vertical |
| 7212.0 | 10.6 | 46.2 | 56.8 | 688.7 | 5,000 | Horizontal |
| 9616.0 | 7.3 | 48.0 | 55.3 | 582.8 | 5,000 | Vertical |
| 9616.0 | 6.8 | 48.8 | 55.6 | 604.6 | 5,000 | Horizontal |
| 12020.0 | 4.07 | 51.8 | 55.9 | 621.6 | 5,000 | Vertical |
| 12020.0 | 3.8 | 52.4 | 56.2 | 642.7 | 5,000 | Horizontal |

The Hong Kong Standards and Testing Centre Limited

Head Office: 10 Dai Wang Street, Taipo Industrial Estate, Tai Po, N.T., Hong Kong

Unit B, 10/F, Block 1, Tai Ping Industrial Centre, No. 57 Ting Kok Road, Tai Po, N.T., Hong Kong

Tel: +852 2666 1888 Fax: +852 2664 4353 Email: hkstc@stc.group Website: www.stc.group

This report shall not be reproduced unless with prior written approval from The Hong Kong Standards and Testing Centre Limited.

For Conditions of Issuance of this test report, please refer to "Conditions of Issuance of Test Reports" section or Website.



Test Report

Date : 2019-08-08
No. : HMD19070016

Page 9 of 24

| Field Strength of Harmonics Emission | | | | | | |
|--------------------------------------|---------------------------------------|--------------------------------------|-----------------------------------|--------------------------------|------------------------|---------------------|
| Average Value | | | | | | |
| Frequency MHz | Measured Level @3m dB μ V/m | Correction Factor dB μ V/m | Field Strength dB μ V/m | Field Strength μ V/m | Limit @3m μ V/m | E-Field Polarity |
| 4808.0 | -0.2 | 41.5 | 41.3 | 116.7 | 500 | Vertical |
| 4808.0 | 0.5 | 42.4 | 42.9 | 138.8 | 500 | Horizontal |
| 7212.0 | -5.5 | 45.1 | 39.6 | 95.5 | 500 | Vertical |
| 7212.0 | -5.4 | 46.2 | 40.8 | 109.4 | 500 | Horizontal |
| 9616.0 | -8.1 | 48.0 | 39.9 | 98.4 | 500 | Vertical |
| 9616.0 | -10.5 | 48.8 | 38.3 | 81.9 | 500 | Horizontal |
| 12020.0 | -11.64 | 51.8 | 40.2 | 101.9 | 500 | Vertical |
| 12020.0 | -11.5 | 52.4 | 40.9 | 111.2 | 500 | Horizontal |

Results of Tx mode (Middle Frequency Channel- 2440MHz): Pass

| Field Strength of Fundamental Emissions | | | | | | |
|---|---------------------------------------|--------------------------------------|-----------------------------------|--------------------------------|------------------------|---------------------|
| Peak Value | | | | | | |
| Frequency MHz | Measured Level @3m dB μ V/m | Correction Factor dB μ V/m | Field Strength dB μ V/m | Field Strength μ V/m | Limit @3m μ V/m | E-Field Polarity |
| 2440.00 | 60.5 | 36.8 | 97.3 | 73,198.1 | 500,000 | Vertical |
| 2440.00 | 51.7 | 36.4 | 88.1 | 25,468.3 | 500,000 | Horizontal |

| Field Strength of Fundamental Emissions | | | | | | |
|---|---------------------------------------|--------------------------------------|-----------------------------------|--------------------------------|------------------------|---------------------|
| Average Value | | | | | | |
| Frequency MHz | Measured Level @3m dB μ V/m | Correction Factor dB μ V/m | Field Strength dB μ V/m | Field Strength μ V/m | Limit @3m μ V/m | E-Field Polarity |
| 2440.00 | 40.3 | 36.8 | 77.1 | 7,145.0 | 50,000 | Vertical |
| 2440.00 | 31.8 | 36.4 | 68.2 | 2,582.3 | 50,000 | Horizontal |

The Hong Kong Standards and Testing Centre Limited

Head Office: 10 Dai Wang Street, Taipo Industrial Estate, Tai Po, N.T., Hong Kong

Unit B, 10/F, Block 1, Tai Ping Industrial Centre, No. 57 Ting Kok Road, Tai Po, N.T., Hong Kong

Tel: +852 2666 1888 Fax: +852 2664 4353 Email: hkstc@stc.group Website: www.stc.group

This report shall not be reproduced unless with prior written approval from The Hong Kong Standards and Testing Centre Limited.

For Conditions of Issuance of this test report, please refer to "Conditions of Issuance of Test Reports" section or Website.



Test Report

Date : 2019-08-08
No. : HMD19070016

Page 10 of 24

| Field Strength of Harmonics Emission | | | | | | |
|--------------------------------------|---------------------------------|--------------------------------|-----------------------------|---------------------------|-------------------|---------------------|
| Peak Value | | | | | | |
| Frequency MHz | Measured Level @3m dBμV/m | Correction Factor dBμV/m | Field Strength dBμV/m | Field Strength μV/m | Limit @3m μV/m | E-Field Polarity |
| 4880.0 | 14.3 | 41.6 | 55.9 | 623.0 | 5,000 | Vertical |
| 4880.0 | 14.9 | 42.5 | 57.4 | 740.5 | 5,000 | Horizontal |
| 7320.0 | 1.7 | 53.2 | 54.9 | 552.7 | 5,000 | Vertical |
| 7320.0 | 10.0 | 46.3 | 56.3 | 651.6 | 5,000 | Horizontal |
| 9760.0 | 6.1 | 48.1 | 54.2 | 514.6 | 5,000 | Vertical |
| 9760.0 | 6.3 | 48.9 | 55.2 | 576.1 | 5,000 | Horizontal |
| 12200.0 | 4.0 | 51.6 | 55.6 | 605.3 | 5,000 | Vertical |
| 12200.0 | 3.6 | 52.5 | 56.1 | 636.8 | 5,000 | Horizontal |

| Field Strength of Harmonics Emission | | | | | | |
|--------------------------------------|---------------------------------|--------------------------------|-----------------------------|---------------------------|-------------------|---------------------|
| Average Value | | | | | | |
| Frequency MHz | Measured Level @3m dBμV/m | Correction Factor dBμV/m | Field Strength dBμV/m | Field Strength μV/m | Limit @3m μV/m | E-Field Polarity |
| 4880.0 | -1.5 | 41.6 | 40.1 | 101.3 | 500 | Vertical |
| 4880.0 | 0.0 | 42.5 | 42.5 | 133.0 | 500 | Horizontal |
| 7320.0 | -5.0 | 45.2 | 40.2 | 102.8 | 500 | Vertical |
| 7320.0 | -6.4 | 46.3 | 39.9 | 99.0 | 500 | Horizontal |
| 9760.0 | -9.2 | 48.1 | 38.9 | 88.3 | 500 | Vertical |
| 9760.0 | -8.3 | 48.9 | 40.6 | 107.2 | 500 | Horizontal |
| 12200.0 | -11.4 | 51.6 | 40.2 | 102.8 | 500 | Vertical |
| 12200.0 | -10.7 | 52.5 | 41.9 | 123.7 | 500 | Horizontal |

Results of Tx mode (Highest Frequency Channel – 2479MHz): Pass

| Field Strength of Fundamental Emissions | | | | | | |
|---|---------------------------------|--------------------------------|-----------------------------|---------------------------|-------------------|---------------------|
| Peak Value | | | | | | |
| Frequency MHz | Measured Level @3m dBμV/m | Correction Factor dBμV/m | Field Strength dBμV/m | Field Strength μV/m | Limit @3m μV/m | E-Field Polarity |
| 2479.00 | 60.5 | 36.8 | 97.3 | 73,029.8 | 500,000 | Vertical |
| 2479.00 | 51.4 | 36.4 | 87.8 | 24,603.7 | 500,000 | Horizontal |

The Hong Kong Standards and Testing Centre Limited

Head Office: 10 Dai Wang Street, Tai Po Industrial Estate, Tai Po, N.T., Hong Kong

Unit B, 10/F, Block 1, Tai Ping Industrial Centre, No. 57 Ting Kok Road, Tai Po, N.T., Hong Kong

Tel: +852 2666 1888 Fax: +852 2664 4353 Email: hkstc@stc.group Website: www.stc.group

This report shall not be reproduced unless with prior written approval from The Hong Kong Standards and Testing Centre Limited.

For Conditions of Issuance of this test report, please refer to "Conditions of Issuance of Test Reports" section or Website.



Test Report

Date : 2019-08-08
No. : HMD19070016

Page 11 of 24

| Field Strength of Fundamental Emissions | | | | | | |
|---|---------------------------------|--------------------------------|-----------------------------|---------------------------|-------------------|---------------------|
| Average Value | | | | | | |
| Frequency MHz | Measured Level @3m dBμV/m | Correction Factor dBμV/m | Field Strength dBμV/m | Field Strength μV/m | Limit @3m μV/m | E-Field Polarity |
| 2479.00 | 40.5 | 36.8 | 77.3 | 7,362.1 | 50,000 | Vertical |
| 2479.00 | 31.5 | 36.4 | 67.9 | 2,494.6 | 50,000 | Horizontal |

| Field Strength of Harmonics Emission | | | | | | |
|--------------------------------------|---------------------------------|--------------------------------|-----------------------------|---------------------------|-------------------|---------------------|
| Peak Value | | | | | | |
| Frequency MHz | Measured Level @3m dBμV/m | Correction Factor dBμV/m | Field Strength dBμV/m | Field Strength μV/m | Limit @3m μV/m | E-Field Polarity |
| 4958.0 | 13.8 | 41.4 | 55.2 | 573.5 | 5,000 | Vertical |
| 4958.0 | 14.7 | 42.7 | 57.4 | 742.2 | 5,000 | Horizontal |
| 7437.0 | 9.6 | 45.6 | 55.2 | 572.8 | 5,000 | Vertical |
| 7437.0 | 10.4 | 46.5 | 56.9 | 703.1 | 5,000 | Horizontal |
| 9916.0 | 7.3 | 48.6 | 55.9 | 624.5 | 5,000 | Vertical |
| 9916.0 | 6.2 | 49.7 | 55.9 | 621.6 | 5,000 | Horizontal |
| 12395.0 | 4.0 | 51.7 | 55.7 | 608.1 | 5,000 | Vertical |
| 12395.0 | 3.2 | 52.7 | 55.9 | 625.2 | 5,000 | Horizontal |

| Field Strength of Harmonics Emission | | | | | | |
|--------------------------------------|---------------------------------|--------------------------------|-----------------------------|---------------------------|-------------------|---------------------|
| Average Value | | | | | | |
| Frequency MHz | Measured Level @3m dBμV/m | Correction Factor dBμV/m | Field Strength dBμV/m | Field Strength μV/m | Limit @3m μV/m | E-Field Polarity |
| 4958.0 | -0.9 | 41.4 | 40.6 | 106.5 | 500 | Vertical |
| 4958.0 | -0.1 | 42.7 | 42.6 | 134.3 | 500 | Horizontal |
| 7437.0 | -6.9 | 45.6 | 38.7 | 86.2 | 500 | Vertical |
| 7437.0 | -6.2 | 46.5 | 40.3 | 103.4 | 500 | Horizontal |
| 9916.0 | -10.4 | 48.6 | 38.2 | 80.9 | 500 | Vertical |
| 9916.0 | -9.5 | 49.7 | 40.2 | 102.8 | 500 | Horizontal |
| 12395.0 | -11.7 | 51.7 | 40.0 | 100.5 | 500 | Vertical |
| 12395.0 | -12.4 | 52.7 | 40.3 | 103.3 | 500 | Horizontal |

The Hong Kong Standards and Testing Centre Limited

Head Office: 10 Dai Wang Street, Taipo Industrial Estate, Tai Po, N.T., Hong Kong

Unit B, 10/F, Block 1, Tai Ping Industrial Centre, No. 57 Ting Kok Road, Tai Po, N.T., Hong Kong

Tel: +852 2666 1888 Fax: +852 2664 4353 Email: hkstc@stc.group Website: www.stc.group

This report shall not be reproduced unless with prior written approval from The Hong Kong Standards and Testing Centre Limited.

For Conditions of Issuance of this test report, please refer to "Conditions of Issuance of Test Reports" section or Website.



Test Report

Date : 2019-08-08
No. : HMD19070016

Page 12 of 24

Radiated Emissions Measurement:

Limit :

In any 100 kHz bandwidth outside the frequency band in which the spread spectrum or digitally modulated intentional radiator is operating, the radio frequency power that is produced by the intentional radiator shall be at least 20 dB below that in the 100 kHz bandwidth within the band that contains the highest level of the desired power, based on either an RF conducted or a radiated measurement. Attenuation below the general limits specified in Section 15.209(a) is not required. In addition, radiated emissions which fall in the restricted bands, as defined in Section 15.205(a), must also comply with the radiated emission limits specified in Section 15.209(a) (see Section 5.205(c)).

Result: RF Radiated Emissions (1GHz-26GHz) (Lowest)

| Field Strength of Band-edge Compliance | | | | | | |
|--|--------------------|-------------------|----------------|-----------|--------|------------------|
| Peak Value | | | | | | |
| Frequency | Measured Level @3m | Correction Factor | Field Strength | Limit @3m | Margin | E-Field Polarity |
| MHz | dBμV | dB/m | dBμV/m | dBμV/m | dBμV/m | |
| 2400.0 | 33.3 | 36.8 | 70.1 | 74.0 | 3.9 | Horizontal |

| Field Strength of Band-edge Compliance | | | | | | |
|--|--------------------|-------------------|----------------|-----------|--------|------------------|
| Average Value | | | | | | |
| Frequency | Measured Level @3m | Correction Factor | Field Strength | Limit @3m | Margin | E-Field Polarity |
| MHz | dBμV | dB/m | dBμV/m | dBμV/m | dBμV/m | |
| 2400.0 | 8.5 | 36.8 | 45.3 | 54.0 | 8.7 | Horizontal |

Result: RF Radiated Emissions (1GHz-26GHz) (Highest)

| Field Strength of Band-edge Compliance | | | | | | |
|--|--------------------|-------------------|----------------|-----------|--------|------------------|
| Peak Value | | | | | | |
| Frequency | Measured Level @3m | Correction Factor | Field Strength | Limit @3m | Margin | E-Field Polarity |
| MHz | dBμV | dB/m | dBμV/m | dBμV/m | dBμV/m | |
| 2483.5 | 32.4 | 36.8 | 69.2 | 74.0 | 4.8 | Horizontal |

| Field Strength of Band-edge Compliance | | | | | | |
|--|--------------------|-------------------|----------------|-----------|--------|------------------|
| Average Value | | | | | | |
| Frequency | Measured Level @3m | Correction Factor | Field Strength | Limit @3m | Margin | E-Field Polarity |
| MHz | dBμV | dB/m | dBμV/m | dBμV/m | dBμV/m | |
| 2483.5 | 7.2 | 36.8 | 44.0 | 54.0 | 10.0 | Horizontal |

The Hong Kong Standards and Testing Centre Limited

Head Office: 10 Dai Wang Street, Taipo Industrial Estate, Tai Po, N.T., Hong Kong

Unit B, 10/F, Block 1, Tai Ping Industrial Centre, No. 57 Ting Kok Road, Tai Po, N.T., Hong Kong

Tel: +852 2666 1888 Fax: +852 2664 4353 Email: hkstc@stc.group Website: www.stc.group

This report shall not be reproduced unless with prior written approval from The Hong Kong Standards and Testing Centre Limited.

For Conditions of Issuance of this test report, please refer to "Conditions of Issuance of Test Reports" section or Website.



Test Report

Date : 2019-08-08
No. : HMD19070016

Page 13 of 24

Limits for Radiated Emissions [FCC 47 CFR 15.209 Class B]:

| Frequency Range [MHz] | Quasi-Peak Limits [μV/m] |
|--------------------------|-----------------------------|
| 0.009-0.490 | 2400/F (kHz) |
| 0.490-1.705 | 24000/F (kHz) |
| 1.705-30 | 30 |
| 30-88 | 100 |
| 88-216 | 150 |
| 216-960 | 200 |
| Above960 | 500 |

The emission limits shown in the above table are based on measurement employing a CISPR quasi-peak detector and above 1000MHz are based on measurements employing an average detector.

Remarks:

Calculated measurement uncertainty (9kHz-30MHz): 2.0dB /(30MHz – 1GHz): 4.9dB

Emissions in the vertical and horizontal polarizations have been investigated and the worst-case test results are recorded in this report.

Results of TX mode (9kHz – 30MHz): PASS

Emissions detected are more than 20 dB below the FCC Limits

The Hong Kong Standards and Testing Centre Limited

Head Office: 10 Dai Wang Street, Taipo Industrial Estate, Tai Po, N.T., Hong Kong

Unit B, 10/F, Block 1, Tai Ping Industrial Centre, No. 57 Ting Kok Road, Tai Po, N.T., Hong Kong

Tel: +852 2666 1888 Fax: +852 2664 4353 Email: hkstc@stc.group Website: www.stc.group

This report shall not be reproduced unless with prior written approval from The Hong Kong Standards and Testing Centre Limited.

For Conditions of Issuance of this test report, please refer to "Conditions of Issuance of Test Reports" section or Website.



Test Report

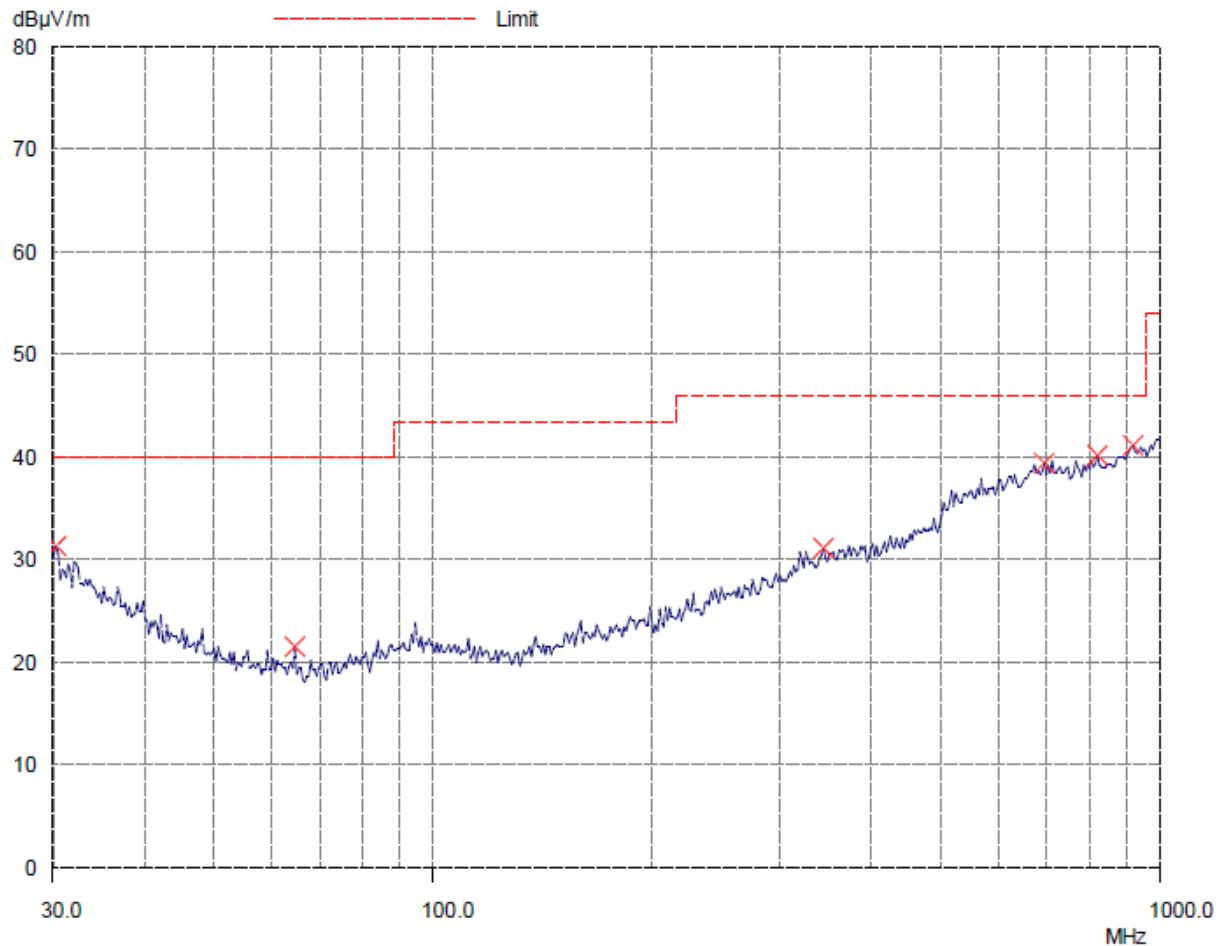
Date : 2019-08-08

Page 14 of 24

No. : HMD19070016

Results of TX mode (30MHz – 1GHz)(2404MHz worst case): PASS

Horizontal



| Frequency MHz | QP Level dB μ V/m | QP Limit dB μ V/m | QP Delta dB |
|------------------|--------------------------|--------------------------|----------------|
| 30.1875 | 28.40 | 40.00 | 11.60 |
| 64.25 | 18.60 | 40.00 | 21.40 |
| 344.4375 | 27.20 | 46.00 | 18.80 |
| 695.25 | 33.70 | 46.00 | 12.30 |
| 820.25 | 34.60 | 46.00 | 11.40 |
| 916.5625 | 35.70 | 46.00 | 10.30 |

The Hong Kong Standards and Testing Centre Limited

Head Office: 10 Dai Wang Street, Taipo Industrial Estate, Tai Po, N.T., Hong Kong

Unit B, 10/F, Block 1, Tai Ping Industrial Centre, No. 57 Ting Kok Road, Tai Po, N.T., Hong Kong

Tel: +852 2666 1888 Fax: +852 2664 4353 Email: hkstc@stc.group Website: www.stc.group

This report shall not be reproduced unless with prior written approval from The Hong Kong Standards and Testing Centre Limited.

For Conditions of Issuance of this test report, please refer to "Conditions of Issuance of Test Reports" section or Website.



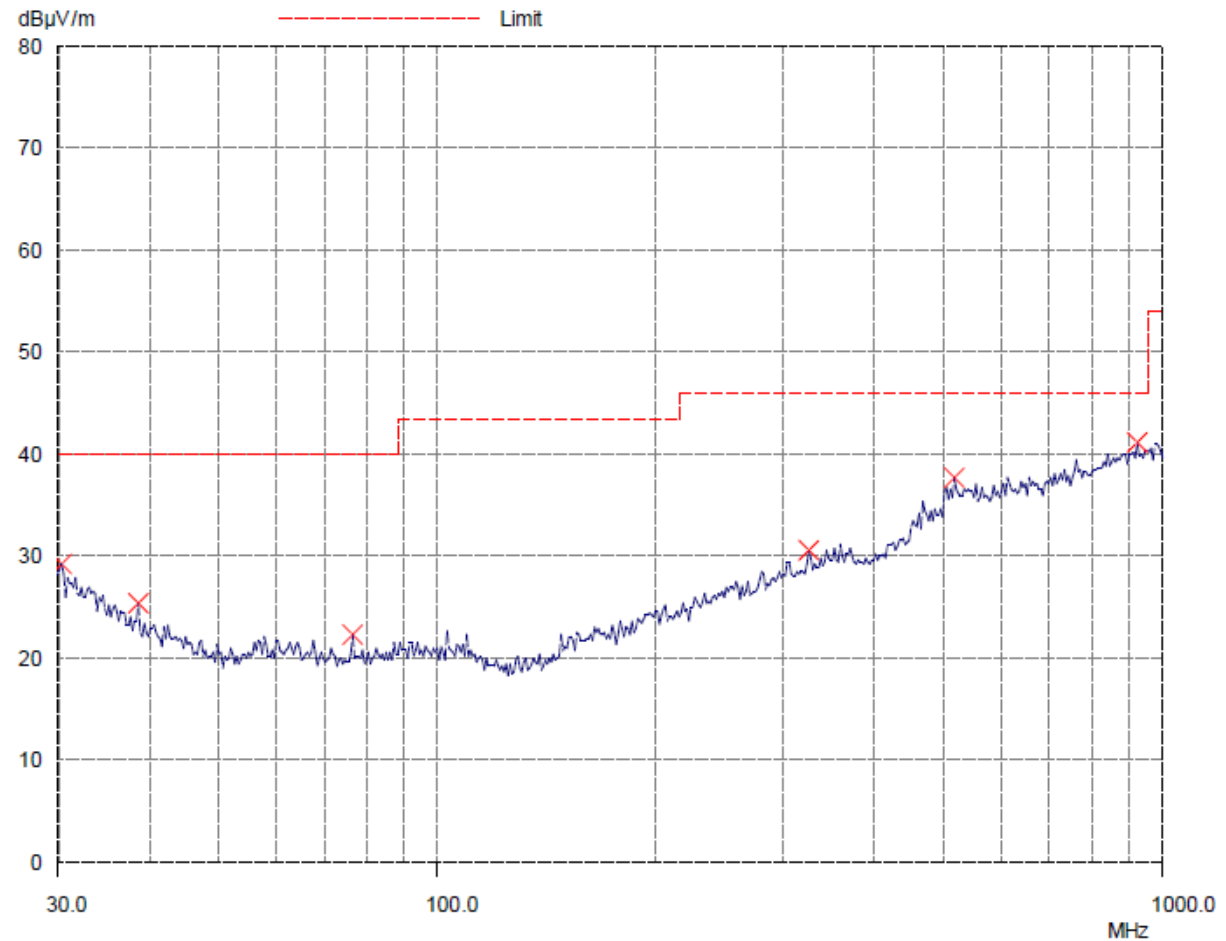
Test Report

Date : 2019-08-08
No. : HMD19070016

Page 15 of 24

Results of TX mode (30MHz – 1GHz) (2404MHz worst case): PASS

Vertical



| Frequency MHz | QP Level dB μ V/m | QP Limit dB μ V/m | QP Delta dB |
|------------------|--------------------------|--------------------------|----------------|
| 30.0625 | 26.20 | 40.00 | 13.80 |
| 38.4375 | 22.40 | 40.00 | 17.60 |
| 76.25 | 20.20 | 40.00 | 19.80 |
| 324.875 | 27.30 | 46.00 | 18.70 |
| 517.6875 | 33.20 | 46.00 | 12.80 |
| 924.4375 | 35.60 | 46.00 | 10.40 |

The Hong Kong Standards and Testing Centre Limited

Head Office: 10 Dai Wang Street, Taipo Industrial Estate, Tai Po, N.T., Hong Kong

Unit B, 10/F, Block 1, Tai Ping Industrial Centre, No. 57 Ting Kok Road, Tai Po, N.T., Hong Kong

Tel: +852 2666 1888 Fax: +852 2664 4353 Email: hkstc@stc.group Website: www.stc.group

This report shall not be reproduced unless with prior written approval from The Hong Kong Standards and Testing Centre Limited.

For Conditions of Issuance of this test report, please refer to "Conditions of Issuance of Test Reports" section or Website.



Test Report

Date : 2019-08-08

No. : HMD19070016

Page 16 of 24

3.1.2 Antenna Requirement

Ambient temperature 25°C

Relative humidity 57%

Test Requirements: § 15.203

Test Specification:

An intentional radiator shall be designed to ensure that no antenna other than that furnished by the responsible party shall be used with the device. The use of a permanently attached antenna or of an antenna that uses a unique coupling to the intentional radiator shall be considered sufficient to comply with the provisions of this section. The manufacturer may design the unit so that a broken antenna can be replaced by the user, but the use of a standard antenna jack or electrical connector is prohibited.

Test Results:

This is PCB antenna. There is no external antenna, the antenna gain = 3dBi. User is unable to remove or changed the Antenna.

The Hong Kong Standards and Testing Centre Limited

Head Office: 10 Dai Wang Street, Taipo Industrial Estate, Tai Po, N.T., Hong Kong

Unit B, 10/F, Block 1, Tai Ping Industrial Centre, No. 57 Ting Kok Road, Tai Po, N.T., Hong Kong

Tel: +852 2666 1888 Fax: +852 2664 4353 Email: hkstc@stc.group Website: www.stc.group

This report shall not be reproduced unless with prior written approval from The Hong Kong Standards and Testing Centre Limited.

For Conditions of Issuance of this test report, please refer to "Conditions of Issuance of Test Reports" section or Website.



Test Report

Date : 2019-08-08
No. : HMD19070016

Page 17 of 24

3.1.3 20dB Bandwidth of Fundamental Emission

Ambient temperature 25°C

Relative humidity 57%

Test Requirement: FCC 47 CFR 15.249
Test Method: ANSI C63.10:2013
Test Date: 2019-08-08
Mode of Operation: Tx mode

Test Method:

The bandwidth is measured at an amplitude level reduced from the reference level by a specified ratio. The reference level is the level of the highest amplitude signal observed from the transmitter at the fundamental frequency. Once the reference level is established, the equipment is conditioned with typical modulating signal to produce the worst-case (i.e. the widest) bandwidth.

Test Setup:

As Test Setup of clause 3.1.1 in this test report.

The Hong Kong Standards and Testing Centre Limited

Head Office: 10 Dai Wang Street, Taipo Industrial Estate, Tai Po, N.T., Hong Kong

Unit B, 10/F, Block 1, Tai Ping Industrial Centre, No. 57 Ting Kok Road, Tai Po, N.T., Hong Kong

Tel: +852 2666 1888 Fax: +852 2664 4353 Email: hkstc@stc.group Website: www.stc.group

This report shall not be reproduced unless with prior written approval from The Hong Kong Standards and Testing Centre Limited.

For Conditions of Issuance of this test report, please refer to "Conditions of Issuance of Test Reports" section or Website.



Test Report

Date : 2019-08-08

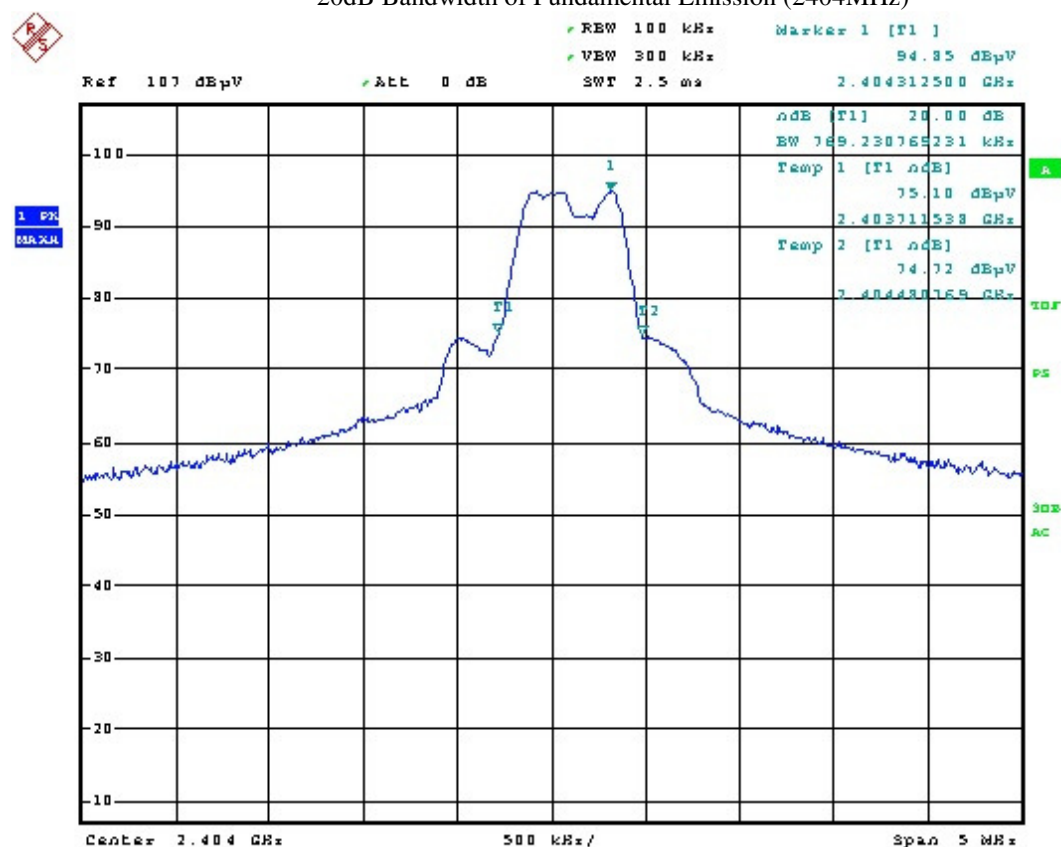
Page 18 of 24

No. : HMD19070016

Limits for 20dB Bandwidth of Fundamental Emission (Low Frequency Channel):

| Frequency Range [MHz] | 20dB Bandwidth [KHz] |
|--------------------------|-------------------------|
| 2404.0 | 769.2 |

20dB Bandwidth of Fundamental Emission (2404MHz)



The Hong Kong Standards and Testing Centre Limited

Head Office: 10 Dai Wang Street, Taipo Industrial Estate, Tai Po, N.T., Hong Kong

Unit B, 10/F, Block 1, Tai Ping Industrial Centre, No. 57 Ting Kok Road, Tai Po, N.T., Hong Kong

Tel: +852 2666 1888 Fax: +852 2664 4353 Email: hkstc@stc.group Website: www.stc.group

This report shall not be reproduced unless with prior written approval from The Hong Kong Standards and Testing Centre Limited.

For Conditions of Issuance of this test report, please refer to "Conditions of Issuance of Test Reports" section or Website.



Test Report

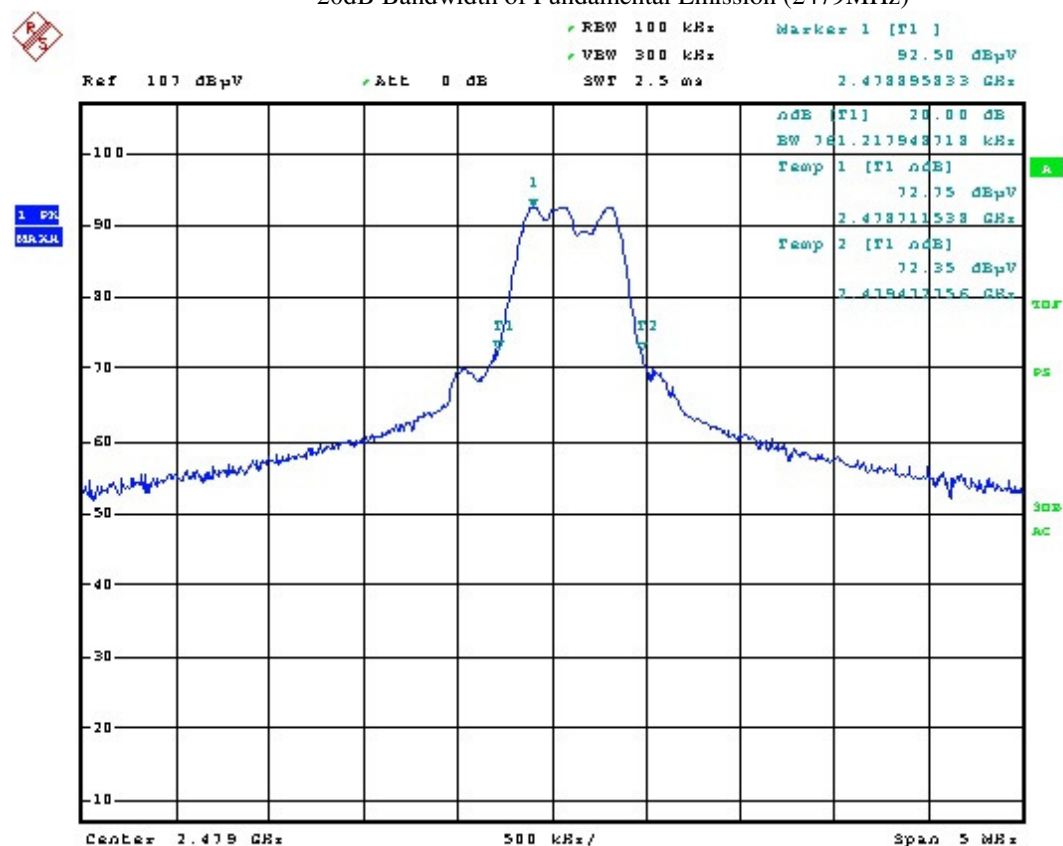
Date : 2019-08-08
No. : HMD19070016

Page 20 of 24

Limits for 20dB Bandwidth of Fundamental Emission (High Frequency Channel):

| Frequency Range [MHz] | 20dB Bandwidth [KHz] |
|--------------------------|-------------------------|
| 2479.0 | 761.2 |

20dB Bandwidth of Fundamental Emission (2479MHz)



The Hong Kong Standards and Testing Centre Limited

Head Office: 10 Dai Wang Street, Taipo Industrial Estate, Tai Po, N.T., Hong Kong

Unit B, 10/F, Block 1, Tai Ping Industrial Centre, No. 57 Ting Kok Road, Tai Po, N.T., Hong Kong

Tel: +852 2666 1888 Fax: +852 2664 4353 Email: hkstc@stc.group Website: www.stc.group

This report shall not be reproduced unless with prior written approval from The Hong Kong Standards and Testing Centre Limited.

For Conditions of Issuance of this test report, please refer to "Conditions of Issuance of Test Reports" section or Website.



Test Report

Date : 2019-08-08
No. : HMD19070016

Page 21 of 24

Appendix A

List of Measurement Equipment

Radiated Emission

| EQP NO. | DESCRIPTION | MANUFACTURER | MODEL NO. | SERIAL NO. | LAST CAL | DUE CAL |
|---------|---|-----------------------------|-----------------|----------------|------------|------------|
| EM215 | MULTIDEVICE CONTROLLER | EMCO | 2090 | 00024676 | N/A | N/A |
| EM217 | ELECTRIC POWERED TURNTABLE | EMCO | 2088 | 00029144 | N/A | N/A |
| EM218 | ANECHOIC CHAMBER | ETS-LINDGREN | FACT-3 | -- | 2018/04/20 | 2020/04/20 |
| EM356 | ANTENNA POSITIONING TOWER | ETS-LINDGREN | 2171B | 00150346 | N/A | N/A |
| EM355 | Biconilog Antenna | ETS-Lindgren | 3143B | 00094856 | 2018/05/24 | 2020/05/24 |
| EM229 | EMI TEST RECEIVER | R&S | ESIB40 | 100248 | 2018/06/01 | 2020/06/01 |
| EM276 | BROADBAND HORN ANTENNA | A-INFOMW | JXTXLB-10180-SF | J2031090903007 | 2018/04/27 | 2020/04/27 |
| EM300 | PYRAMIDAL STANDARD GAIN HORN ANTENNA | ETS-LINDGREN | 3160-09 | 00130130 | 2018/05/13 | 2020/05/13 |
| EM301 | PYRAMIDAL STANDARD GAIN HORN ANTENNA | ETS-LINDGREN | 3160-10 | 00130988 | 2018/05/13 | 2020/05/13 |
| EM302 | PRECISION OMNIDIRECTIONAL DIPOLE (1 – 6GHZ) | SEIBERSDORF LABORATORIES | POD 16 | 161806/L | 2018/05/11 | 2020/05/11 |
| EM303 | PRECISION OMNIDIRECTIONAL DIPOLE (6 – 18GHZ) | SEIBERSDORF LABORATORIES | POD 618 | 6181908/L | 2018/05/11 | 2020/05/11 |
| EM353 | LOOP ANTENNA | ETS_LINDGREN | 6502 | 00206533 | 2018/04/16 | 2020/04/16 |
| EM045 | POWER METER | ROHDE & SCHWARZ | NRVD | 843246/028 | 2018/06/01 | 2020/06/01 |

Remarks:-

N/A Not Applicable or Not Available

The Hong Kong Standards and Testing Centre Limited

Head Office: 10 Dai Wang Street, Taipo Industrial Estate, Tai Po, N.T., Hong Kong

Unit B, 10/F, Block 1, Tai Ping Industrial Centre, No. 57 Ting Kok Road, Tai Po, N.T., Hong Kong

Tel: +852 2666 1888 Fax: +852 2664 4353 Email: hkstc@stc.group Website: www.stc.group

This report shall not be reproduced unless with prior written approval from The Hong Kong Standards and Testing Centre Limited.

For Conditions of Issuance of this test report, please refer to "Conditions of Issuance of Test Reports" section or Website.

Test Report

Date : 2019-08-08
No. : HMD19070016

Page 22 of 24

Appendix B

Photographs of EUT


Front View of the product




Rear View of the product




Inside View of the product



Inner Circuit Top View



Inner Circuit Bottom View



The Hong Kong Standards and Testing Centre Limited

Head Office: 10 Dai Wang Street, Tai Po Industrial Estate, Tai Po, N.T., Hong Kong

Unit B, 10/F, Block 1, Tai Ping Industrial Centre, No. 57 Ting Kok Road, Tai Po, N.T., Hong Kong

Tel: +852 2666 1888 Fax: +852 2664 4353 Email: hkstc@stc.group Website: www.stc.group

This report shall not be reproduced unless with prior written approval from The Hong Kong Standards and Testing Centre Limited.

For Conditions of Issuance of this test report, please refer to "Conditions of Issuance of Test Reports" section or Website.


Test Report

Date : 2019-08-08
No. : HMD19070016


Page 23 of 24

Photographs of EUT

Measurement of Radiated Emission Test Set Up



Measurement of Radiated Emission Test Set Up



The Hong Kong Standards and Testing Centre Limited

Head Office: 10 Dai Wang Street, Tai Po Industrial Estate, Tai Po, N.T., Hong Kong

Unit B, 10/F, Block 1, Tai Ping Industrial Centre, No. 57 Ting Kok Road, Tai Po, N.T., Hong Kong

Tel: +852 2666 1888 Fax: +852 2664 4353 Email: hkstc@stc.group Website: www.stc.group

This report shall not be reproduced unless with prior written approval from The Hong Kong Standards and Testing Centre Limited.

For Conditions of Issuance of this test report, please refer to "Conditions of Issuance of Test Reports" section or Website.


Test Report

Date : 2019-08-08
No. : HMD19070016

Page 24 of 24

Photographs of EUT

Measurement of Radiated Emission Test Set Up



***** End of Test Report *****

The Hong Kong Standards and Testing Centre Limited

Head Office: 10 Dai Wang Street, Taipo Industrial Estate, Tai Po, N.T., Hong Kong

Unit B, 10/F, Block 1, Tai Ping Industrial Centre, No. 57 Ting Kok Road, Tai Po, N.T., Hong Kong

Tel: +852 2666 1888 Fax: +852 2664 4353 Email: hkstc@stc.group Website: www.stc.group

This report shall not be reproduced unless with prior written approval from The Hong Kong Standards and Testing Centre Limited.

For Conditions of Issuance of this test report, please refer to "Conditions of Issuance of Test Reports" section or Website.

Conditions of Issuance of Test Reports

1. All samples and goods are accepted by The Hong Kong Standards & Testing Centre Limited (the “Company”) solely for testing and reporting in accordance with the following terms and conditions. The Company provides its services on the basis that such terms and conditions constitute express agreement between the Company and any person, firm or company requesting its services (the “Clients”).
2. Any report issued by the Company as a result of this application for testing service (the “Report”) shall be issued in confidence to the Clients and the Report will be strictly treated as such by the Company. It may not be reproduced either in its entirety or in part and it may not be used for advertising or other unauthorized purposes without the written consent of the Company. The Clients to whom the Report is issued may, however, show or send it, or a certified copy thereof prepared by the Company to his customer, supplier or other persons directly concerned. Subject to clause 3, the Company will not, without the consent of the Clients, enter into any discussion or correspondence with any third party concerning the contents of the Report, unless required by the relevant governmental authorities, laws or court orders.
3. The Company shall be at liberty to disclose the testing-related documents and/or files anytime to any third-party accreditation and/or recognition bodies for audit or other related purposes. No liabilities whatsoever shall attach to the Company's act of disclosure.
4. The Company shall not be called or be liable to be called to give evidence or testimony on the Report in a court of law without its prior written consent, unless required by the relevant governmental authorities, laws or court orders.
5. The results in Report apply only to the sample as received and do not apply to the bulk, unless the sampling has been carried out by the Company and is stated as such in the Report.
6. When a statement of conformity to a specification or standard is provided, the ILAC-G8 Guidance document (and/or IEC Guide 115 in the electrotechnical sector) will be adopted as a decision rule for the determination of conformity unless it is inherent in the requested specification or standard, or otherwise specified in the Report.
7. In the event of the improper use the report as determined by the Company, the Company reserves the right to withdraw it, and to adopt any other additional remedies which may be appropriate.
8. Sample submitted for testing are accepted on the understanding that the Report issued cannot form the basis of, or be the instrument for, any legal action against the Company.
9. The Company will not be liable for or accept responsibility for any loss or damage howsoever arising from the use of information contained in any of its Reports or in any communication whatsoever about its said tests or investigations.
10. Clients wishing to use the Report in court proceedings or arbitration shall inform the Company to that effect prior to submitting the sample for testing.
11. Subject to the variable length of retention time for test data and report stored hereinto as to otherwise specifically required by individual accreditation authorities, the Company will only keep the supporting test data and information of this test report for a period of three years. The data and information will be disposed of after the aforementioned retention period has elapsed. Under no circumstances shall we provide any data and information which has been disposed of after the retention period. Under no circumstances shall we be liable for damages of any kind, including (but not limited to) compensatory damages, lost profits, lost data, or any form of special, incidental, indirect, consequential or punitive damages of any kind, whether based on breach of contract of warranty, tort (including negligence), product liability or otherwise, even if we are informed in advance of the possibility of such damages.
12. Issuance records of the Report are available on the internet at www.stc.group. Further enquiry of validity or verification of the Reports should be addressed to the Company.