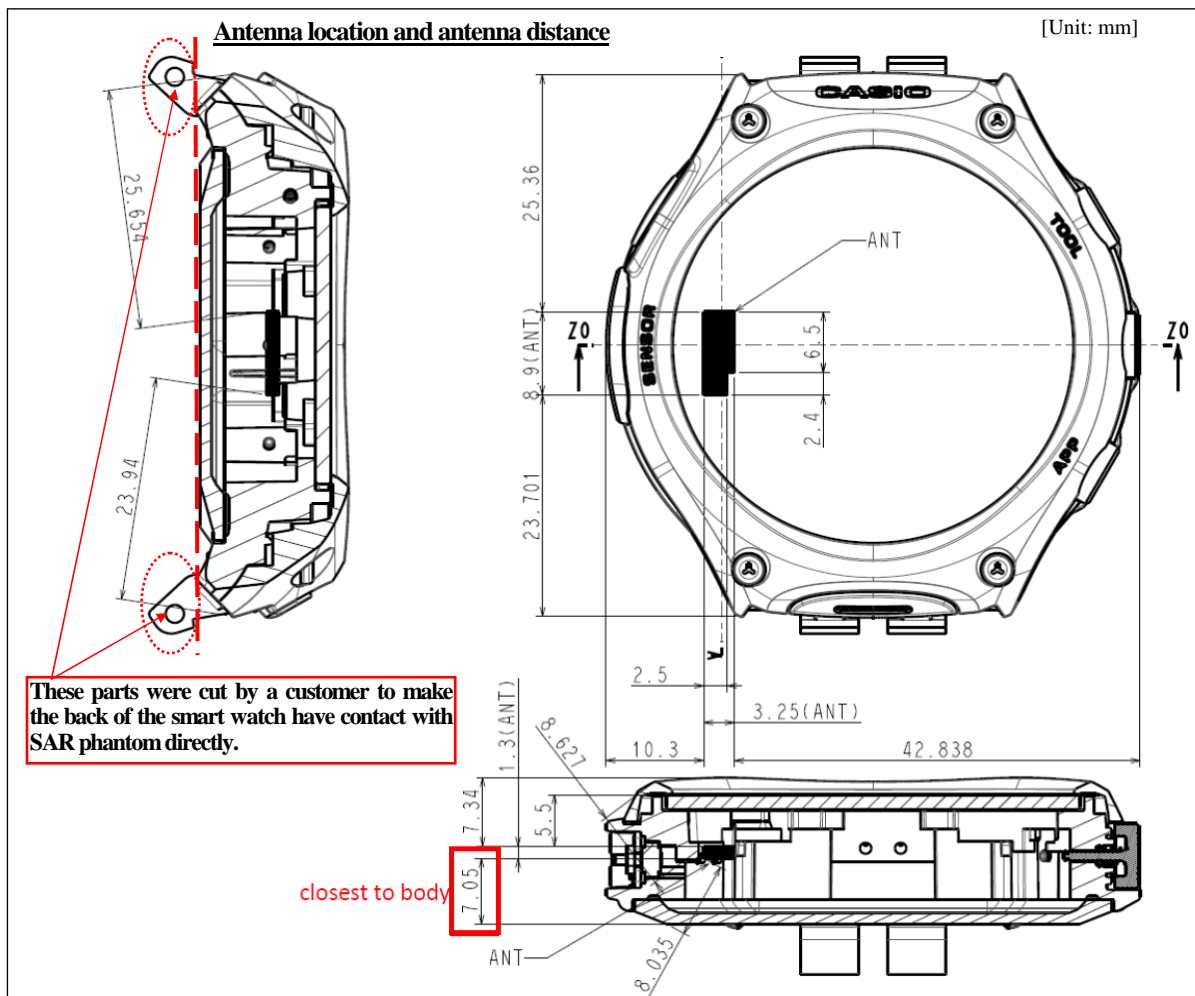




APPENDIX 1: Photographs of EUT and SAR test setup

Appendix 1-1: Photograph of Platform and antenna position



Appendix 1-2: EUT and support equipment



Description of EUT and Support Equipment











No.	Item	Model number	Serial number	Manufacturer	Remark
A	RF Module	WSD-F10	34	CASIO COMPUTER CO.,LTD.	EUT.
B	smart watch	WSD-F10	201A5XAM10000157	CASIO COMPUTER CO.,LTD.	Platform.
C	USB Output AC Adaptor	ADP-USB-W2-J/US	099	MITSUMI	Support equipment.
D	Laptop Computer	7666-77J	LenovoLV-B8R1X 08/05	Lenovo	Support equipment (UL control#: SRE-124)
E	AC Adaptor (for Laptop PC)	(M/N) FSP090-D2CA3	H4520000389	iBUFFALO	Support equipment

List of cables used

No.	Name	Length (m)	Shield
①	USB cable	0.56	Shielded
②	Charge cable (1)	0.2	Shielded
③	Charge cable (2)	0.8	Shielded

No.	Name	Length (m)	Shield
④	DC cable (AC adaptor)	1.2	Unshielded
⑤	AC cable (AC adaptor)	1.8	Unshielded

Appendix 1-3: Photograph of test setup

Position	Setup photographs		
Rear (Touch)			
			(no photograph)
			
Front (10mm gap)			(no photograph)
	